



US00D370072S

United States Patent [19]

Arden

[11] Patent Number: **Des. 370,072**

[45] Date of Patent: ****May 21, 1996**

[54] **VERTICAL TUBE LAMP**

[76] Inventor: **Robert E. Arden**, 1330 Mustang Rd.,
Boulder City, Nev. 89005

[**] Term: **14 Years**

[21] Appl. No.: **34,618**

[22] Filed: **Feb. 8, 1995**

[52] U.S. Cl. **D26/110; D26/93**

[58] Field of Search D26/102-112,
D26/93; 362/260, 225, 216

[56] **References Cited**

U.S. PATENT DOCUMENTS

4,088,882	5/1978	Lewis	362/217
4,787,018	11/1988	Poyer	362/216
5,001,614	3/1991	Buss	362/225
5,065,292	11/1991	Aubrey	362/260

OTHER PUBLICATIONS

Design, Dec. 1954, p. 41. 5 foot fluorescent tube (center).
Home Lighting & Accessories, Mar. 1994, p. 101, New Low
Voltage Line LV-S5, (Lower Left).

Homelighting & Accessories, Mar. 1994, p.98, Tubular
Bulbs, (Upper Left).

Primary Examiner—Kay H. Chin
Attorney, Agent, or Firm—Henderson & Sturm

[57] **CLAIM**

The ornamental design for a vertical tube lamp, as shown
and described.

DESCRIPTION

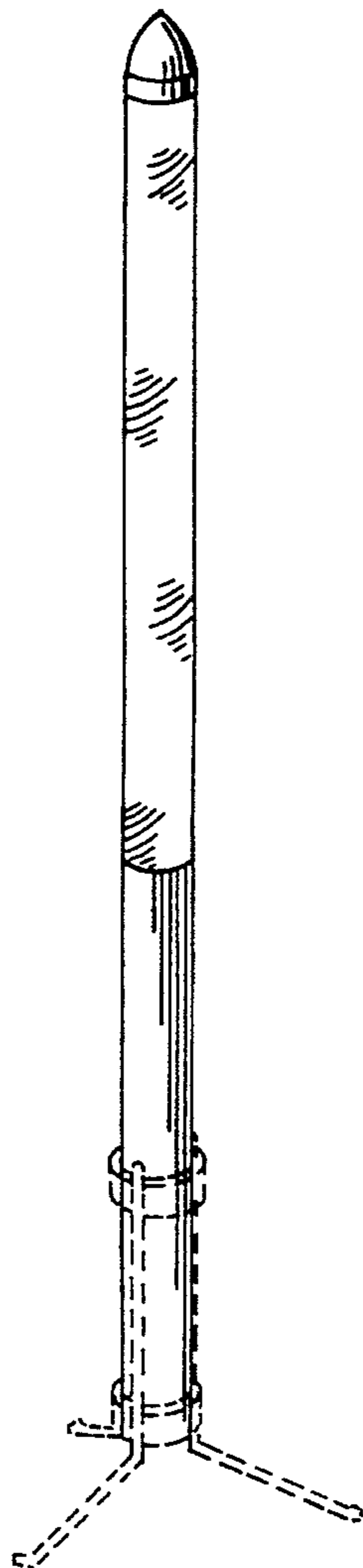
FIG. 1 is a perspective view of a vertical tube lamp showing
my new design, the broken line illustration of base support
is for illustrative purposes only and form no part of the
claimed design;

FIG. 2 is a top plan view;

FIG. 3 is a side view wherein all side views are identical; and

FIG. 4 is a bottom plain view.

1 Claim, 1 Drawing Sheet



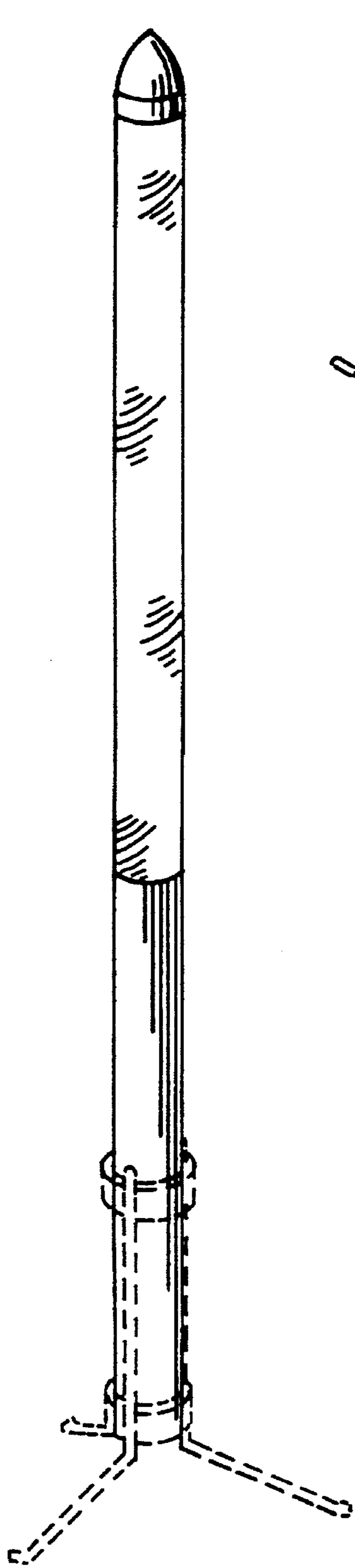


Fig. 1

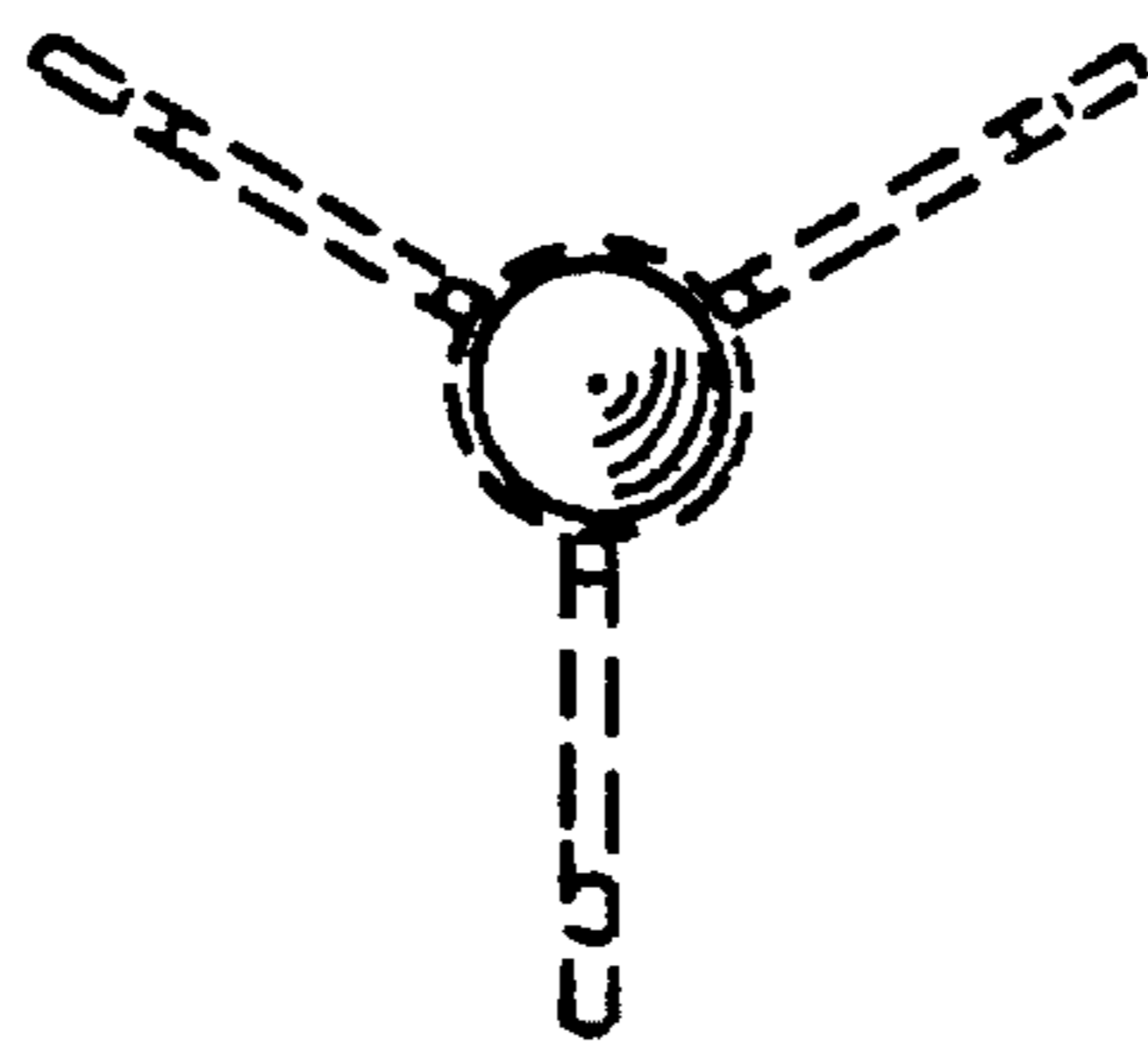


Fig. 2

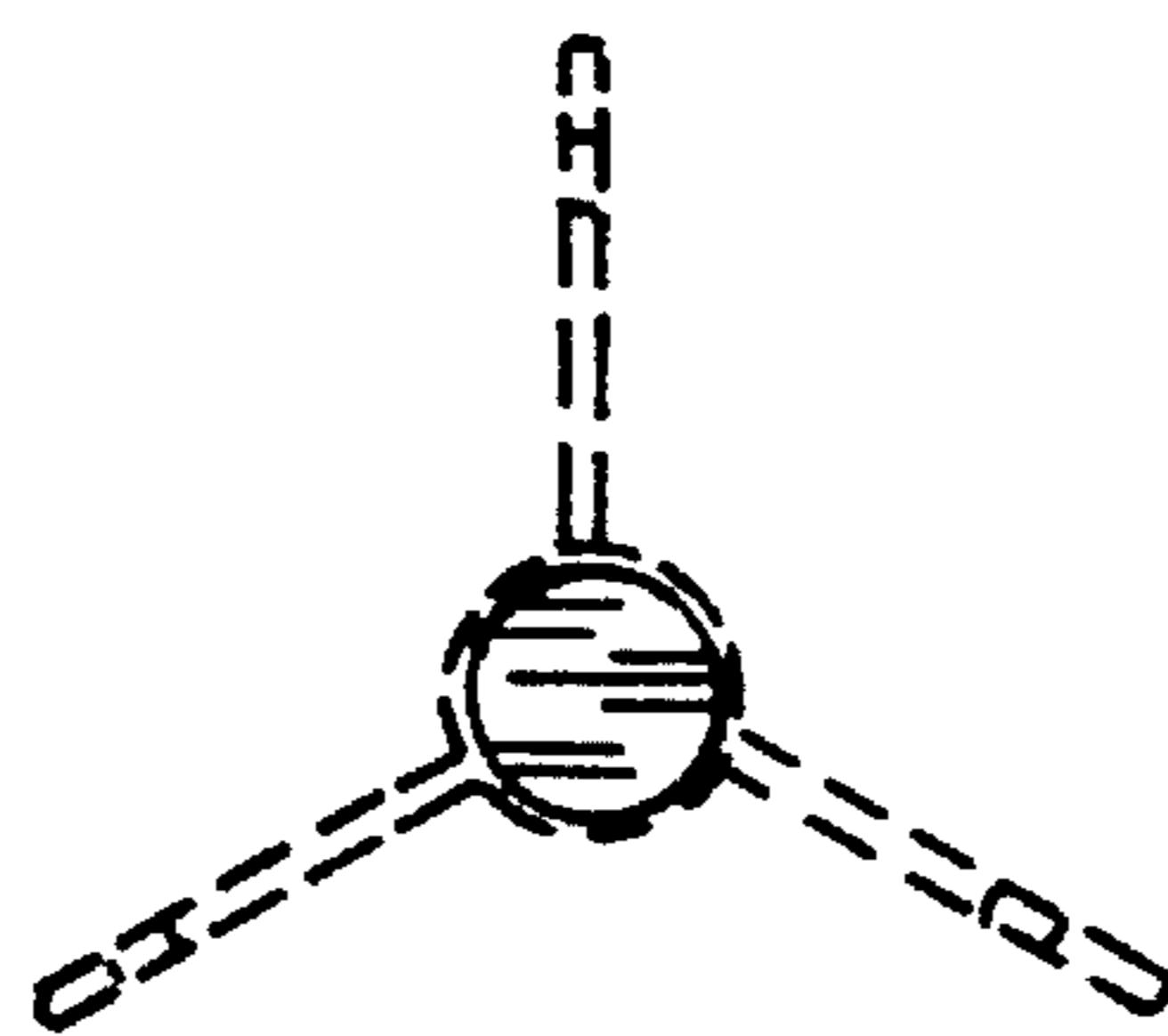


Fig. 4

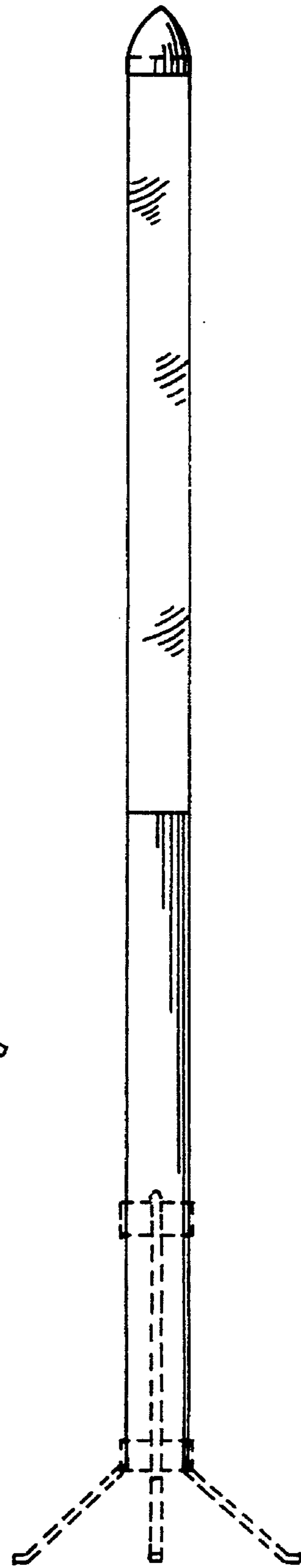


Fig. 3