



US00D370043S

United States Patent [19]
Blonski

[11] **Patent Number: Des. 370,043**

[45] **Date of Patent: **May 21, 1996**

[54] **GRIP FOR A TENNIS RACQUET HANDLE**

Assistant Examiner—Mitchell I. Siegel
Attorney, Agent, or Firm—White & Case

[75] Inventor: **Brian J. Blonski**, Yardley, Pa.

[73] Assignee: **Prince Sports Group, Inc.**,
Bordentown, N.J.

[57] **CLAIM**

[**] Term: **14 Years**

The ornamental design for a grip for a tennis racquet handle,
as shown and described.

[21] Appl. No.: **35,056**

DESCRIPTION

[22] Filed: **Feb. 17, 1995**

[52] U.S. Cl. **D21/222**; D21/212

[58] Field of Search D21/212, 213,
D21/222; 273/81 R, 81 B, 75

FIG. 1 is a front elevational view of a grip for a tennis racket handle showing my new design, the undisclosed opposite side being identical; and,

[56] **References Cited**

U.S. PATENT DOCUMENTS

- D. 306,054 2/1990 Chen D21/212
- 4,478,416 10/1984 Gibello D21/212 X
- 4,984,793 1/1991 Chen 273/75

FIG. 2 is a side view thereof, the undisclosed opposite side being identical.

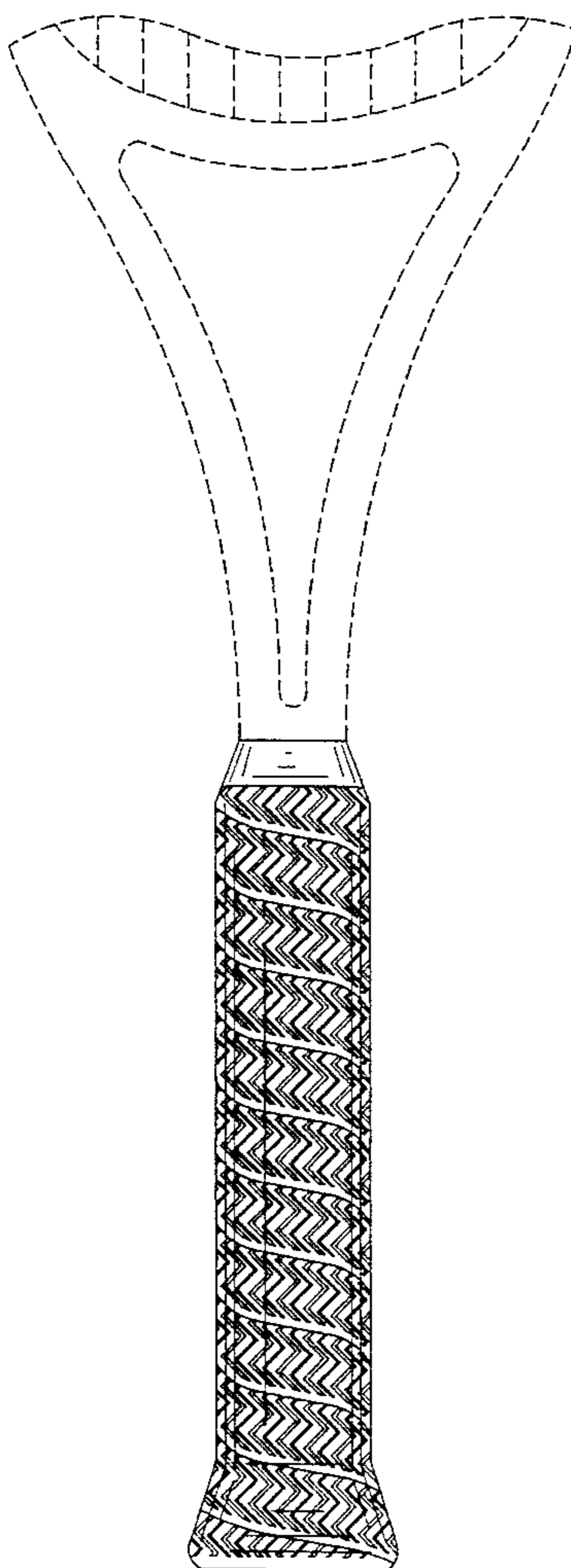
OTHER PUBLICATIONS

Golf Day; Summer 1991; p. 5; Golf club grips, top of page (A-J).

The broken line showing of the neck and fragmented head portion of the tennis racket is for illustrative purposes only and forms no part of the claimed design.

Primary Examiner—Ted Shooman

1 Claim, 1 Drawing Sheet



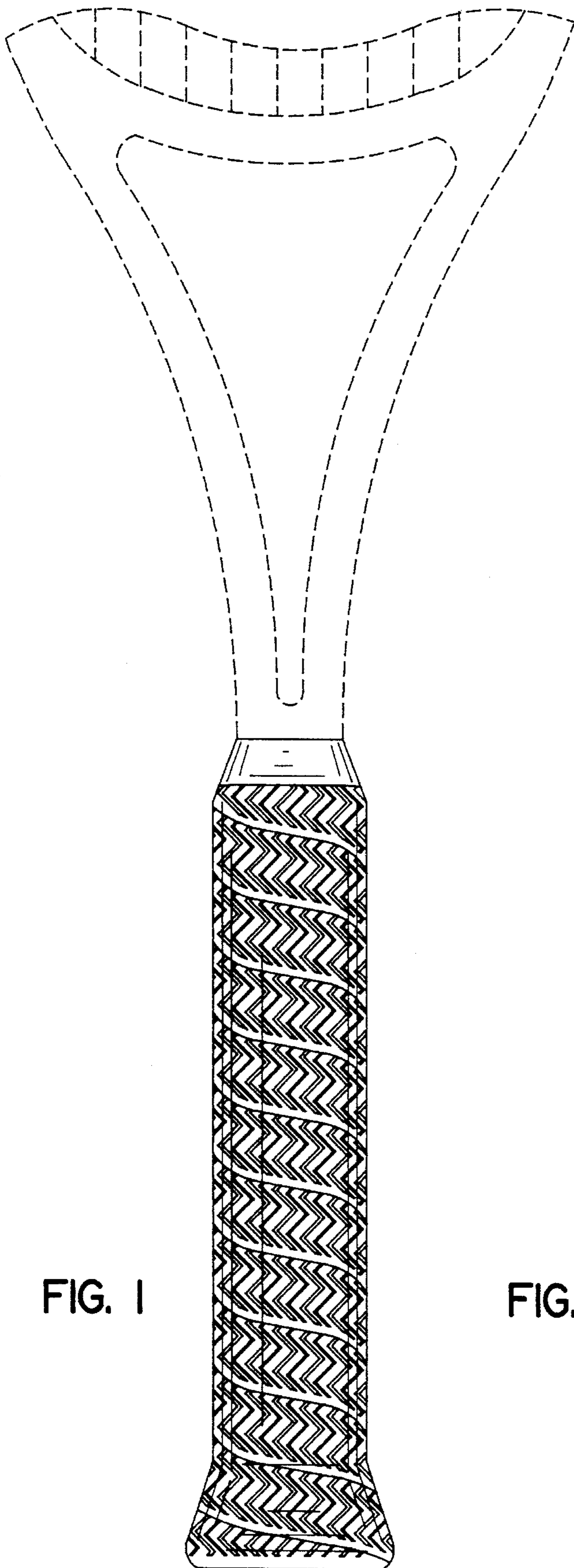


FIG. 1

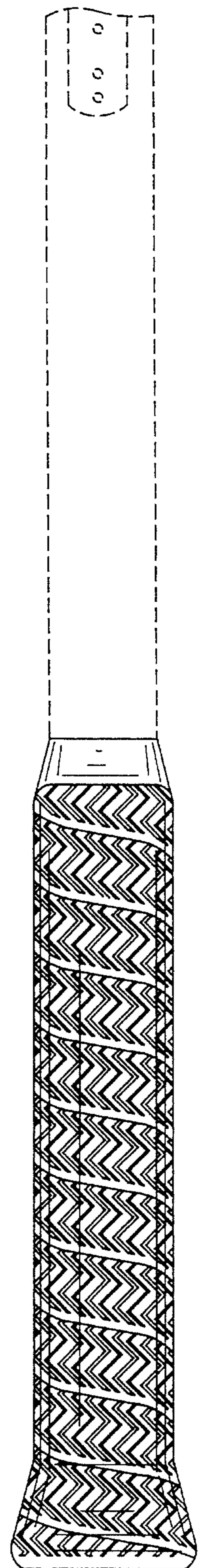


FIG. 2