



US00D370042S

United States Patent [19]
Blonski

[11] **Patent Number: Des. 370,042**
[45] **Date of Patent: **May 21, 1996**

[54] **GRIP FOR A TENNIS RACQUET HANDLE**

FOREIGN PATENT DOCUMENTS

[75] Inventor: **Brian J. Blonski**, Yardley, Pa.

217272 6/1924 United Kingdom .

[73] Assignee: **Prince Sports Group, Inc.**,
Bordentown, N.J.

Primary Examiner—Ted Shooman
Assistant Examiner—Mitchell I. Siegel
Attorney, Agent, or Firm—White & Case

[**] Term: **14 Years**

[57] **CLAIM**

[21] Appl. No.: **35,046**

The ornamental design for a grip for a tennis racquet handle,
as shown and described.

[22] Filed: **Feb. 17, 1995**

[52] U.S. Cl. **D21/222**; D21/212

DESCRIPTION

[58] **Field of Search** D21/212, 213,
D21/222; 273/81 R, 81 B, 75

FIG. 1 is a front elevational view of a grip for a tennis racket
handle showing my new design, the undisclosed opposite
side being identical; and,

[56] **References Cited**

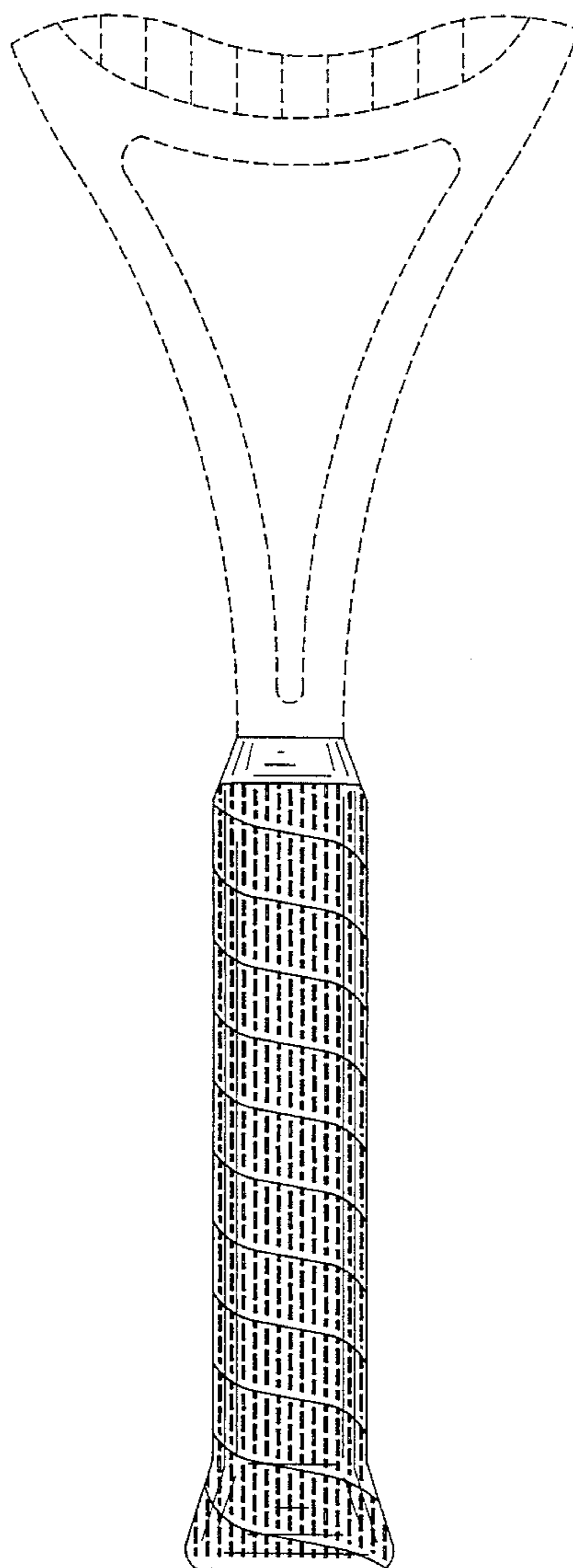
FIG. 2 is a side view thereof, the undisclosed opposite side
being identical.

U.S. PATENT DOCUMENTS

The broken line showing of the neck and fragmented head
portion of the tennis racket is for illustrative purposes only
and forms no part of the claimed design.

D. 172,416	6/1954	Brandon et al.	D21/222
D. 306,054	2/1990	Chen	D21/212
4,478,416	10/1984	Gibello	D21/212 X
4,984,793	1/1991	Chen	273/75
5,171,011	12/1992	Squadroni	273/75 X

1 Claim, 1 Drawing Sheet



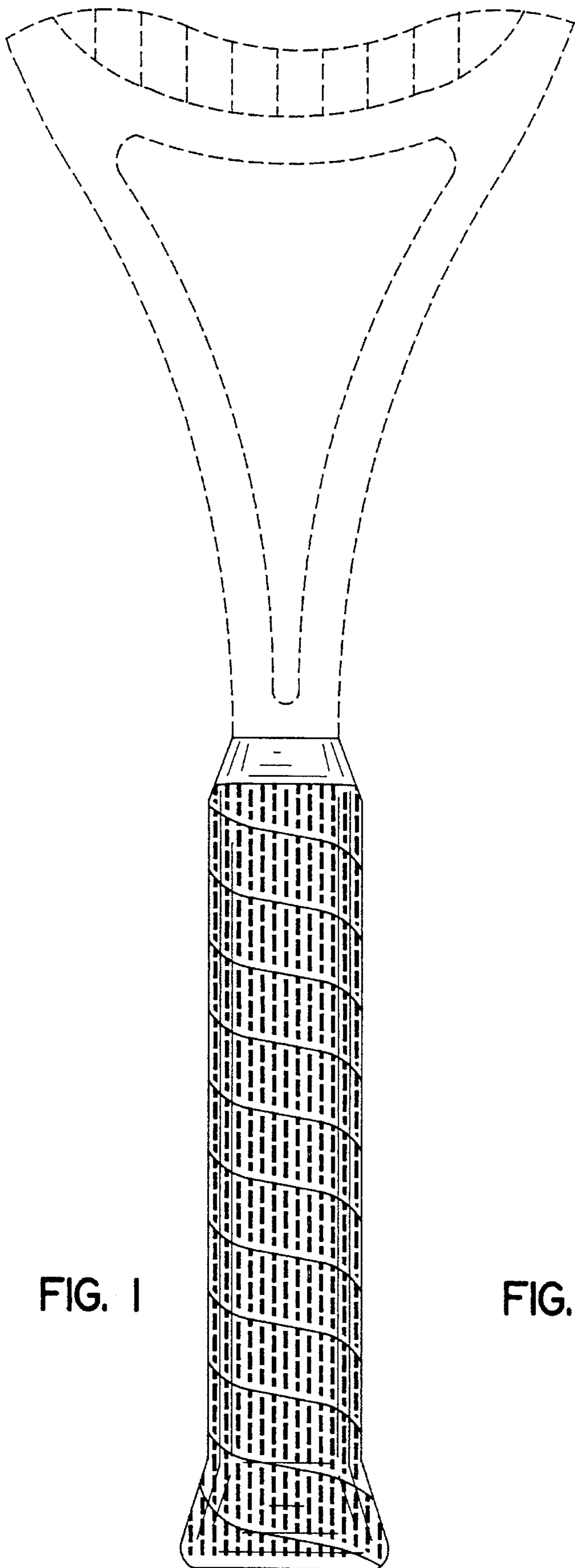


FIG. 1

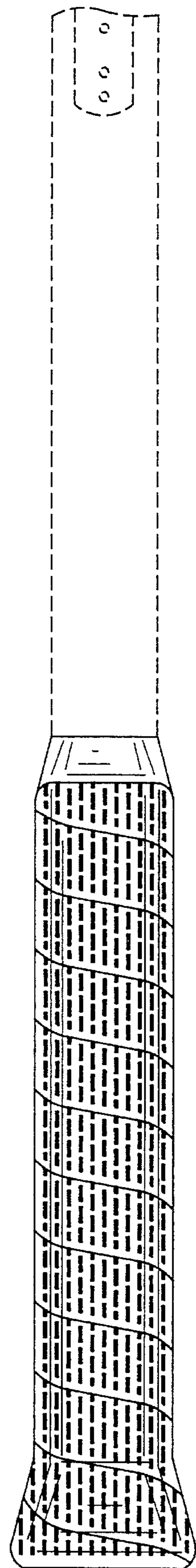


FIG. 2