



US00D370029S

United States Patent [19]

Green et al.

[11] Patent Number: **Des. 370,029**

[45] Date of Patent: ****May 21, 1996**

[54] **HANGING ORGANIZER FOR DESK DRAWER**

[75] Inventors: **Patrick M. Green**, Maryville; **Robert R. Huerto**, Farragut, both of Tenn.

[73] Assignee: **Rubbermaid Office Products Inc.**, Maryville, Tenn.

[**] Term: **14 Years**

[21] Appl. No.: **38,811**

[22] Filed: **May 15, 1995**

[52] U.S. Cl. **D19/90; D19/75; D19/86; D19/91**

[58] **Field of Search** D19/65, 75, 76, D19/78, 86, 90, 91, 99, 100; D6/630, 407; D3/312; 211/10, 11; 273/148 A; 40/359; 206/425, 444, 449, 45.11; 312/201, 314, 183, 184

[56] **References Cited**

U.S. PATENT DOCUMENTS

- D. 276,777 12/1984 Evenson D6/473
- D. 280,466 9/1985 Seltzer et al. D19/90 X
- D. 281,614 12/1985 Carpenter et al. D19/90
- D. 282,410 2/1986 Ekuan D6/635
- 282,742 8/1883 May .
- D. 289,181 4/1987 Solomon D19/90
- D. 295,638 5/1988 Evenson D19/90
- D. 310,107 8/1990 Murphy et al. D19/90
- D. 310,761 9/1990 Mervar et al. D6/567
- D. 310,925 10/1990 Mervar et al. D6/567
- D. 314,981 2/1991 Hassel D19/75
- D. 317,018 5/1991 Tarlow et al. D19/90
- D. 322,993 1/1972 Hobson D19/90
- D. 328,101 7/1992 Rorke D19/90
- D. 333,910 3/1993 Rorke D19/90 X

- D. 335,309 5/1993 Evenson D19/90
- D. 337,653 7/1993 Hassel et al. D6/634
- 689,076 12/1901 Grange .
- 1,951,408 3/1934 Haven 206/1
- 2,447,731 8/1948 Bureau 273/148 A
- 3,874,501 4/1975 Cronheim 206/73
- 4,645,077 2/1987 McLaughlin et al. 206/449
- 4,759,443 7/1988 Egly 206/425

OTHER PUBLICATIONS

Sell sheet, Pockets; Deflecto-O Corp., P.O. Box 50057, Indianapolis, IN 46250. Published at least as early as Nov., 1988.

P. 162, Vertical paper pack; Knoll, address unknown. Publication date 1991.

Label, File; W. T. Rogers, a Division of Newell Office Products Company, Madison, Wisconsin 53716. Publication date 1994.

Primary Examiner—Martie Thompson

Attorney, Agent, or Firm—Richard B. O'Planick; Lisa B. Riedesel

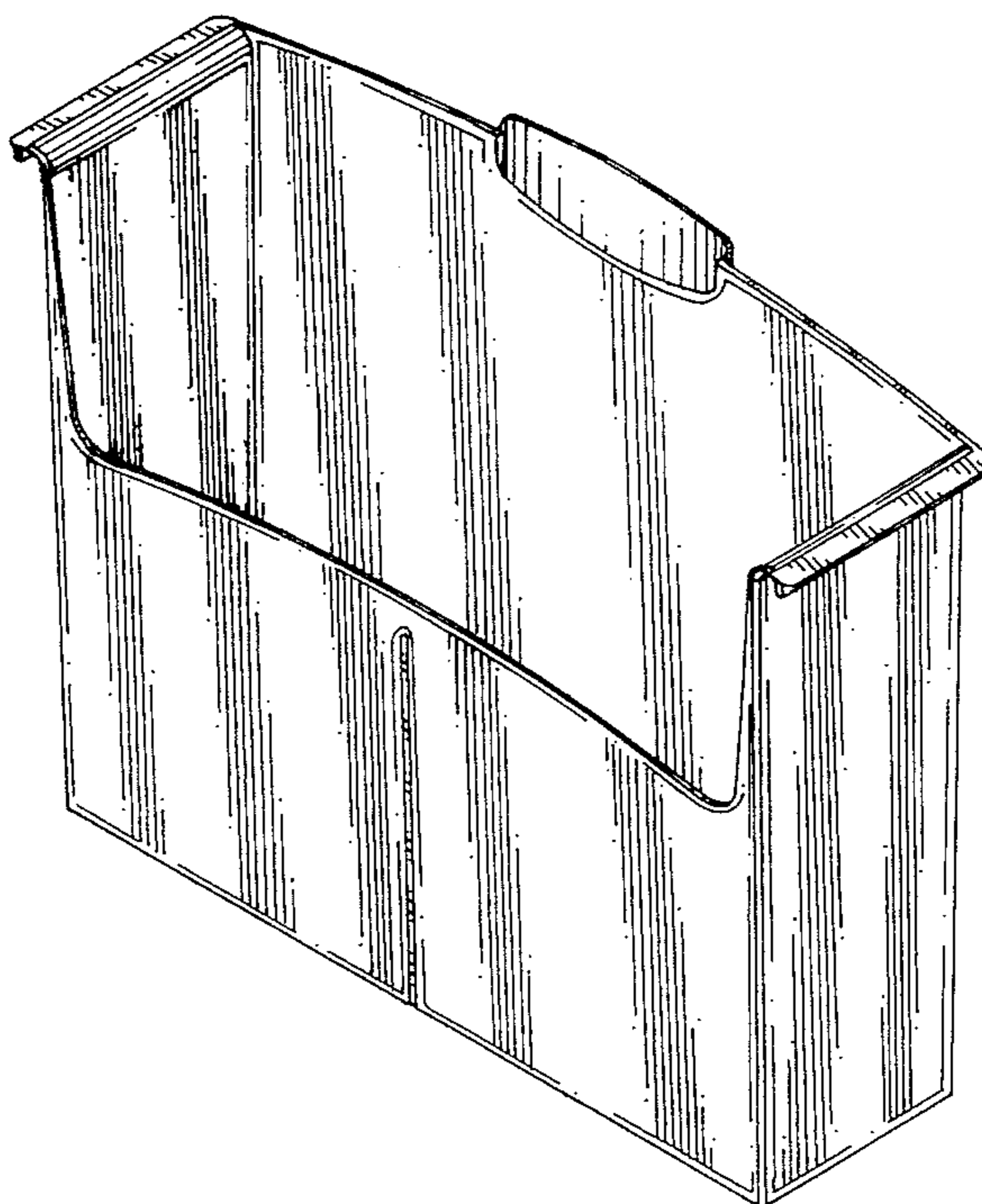
[57] **CLAIM**

The ornamental design for a hanging organizer for desk drawer, as shown and described.

DESCRIPTION

FIG. 1 is a top right front perspective view of a hanging organizer for desk drawer showing our new design; FIG. 2 is a front elevational view thereof; FIG. 3 is a top plan view thereof; FIG. 4 is a bottom plan view thereof. FIG. 5 is a rear elevational view thereof; and, FIG. 6 is a right side elevational view thereof, the left side elevational view being a mirror image.

1 Claim, 4 Drawing Sheets



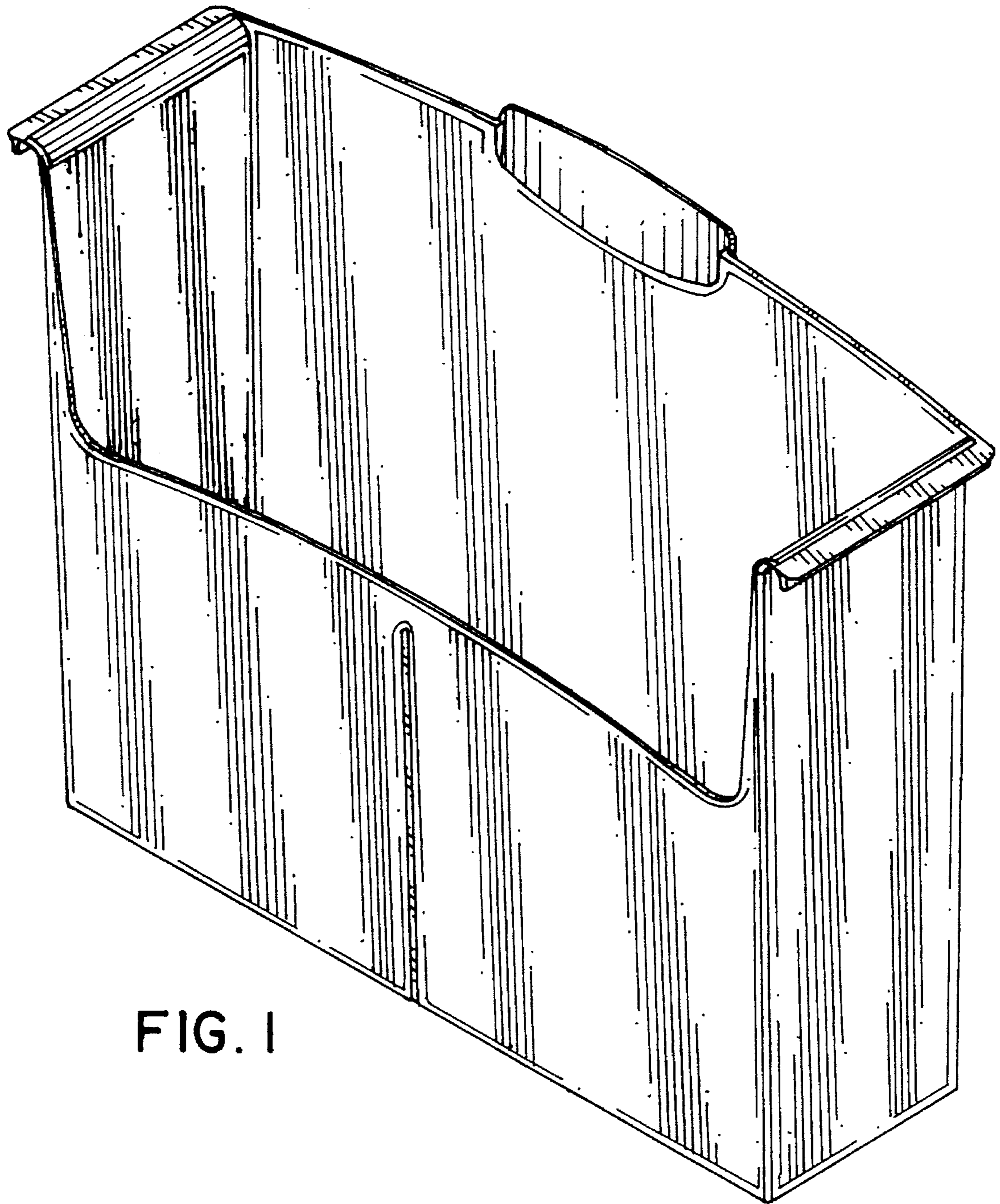


FIG. 1

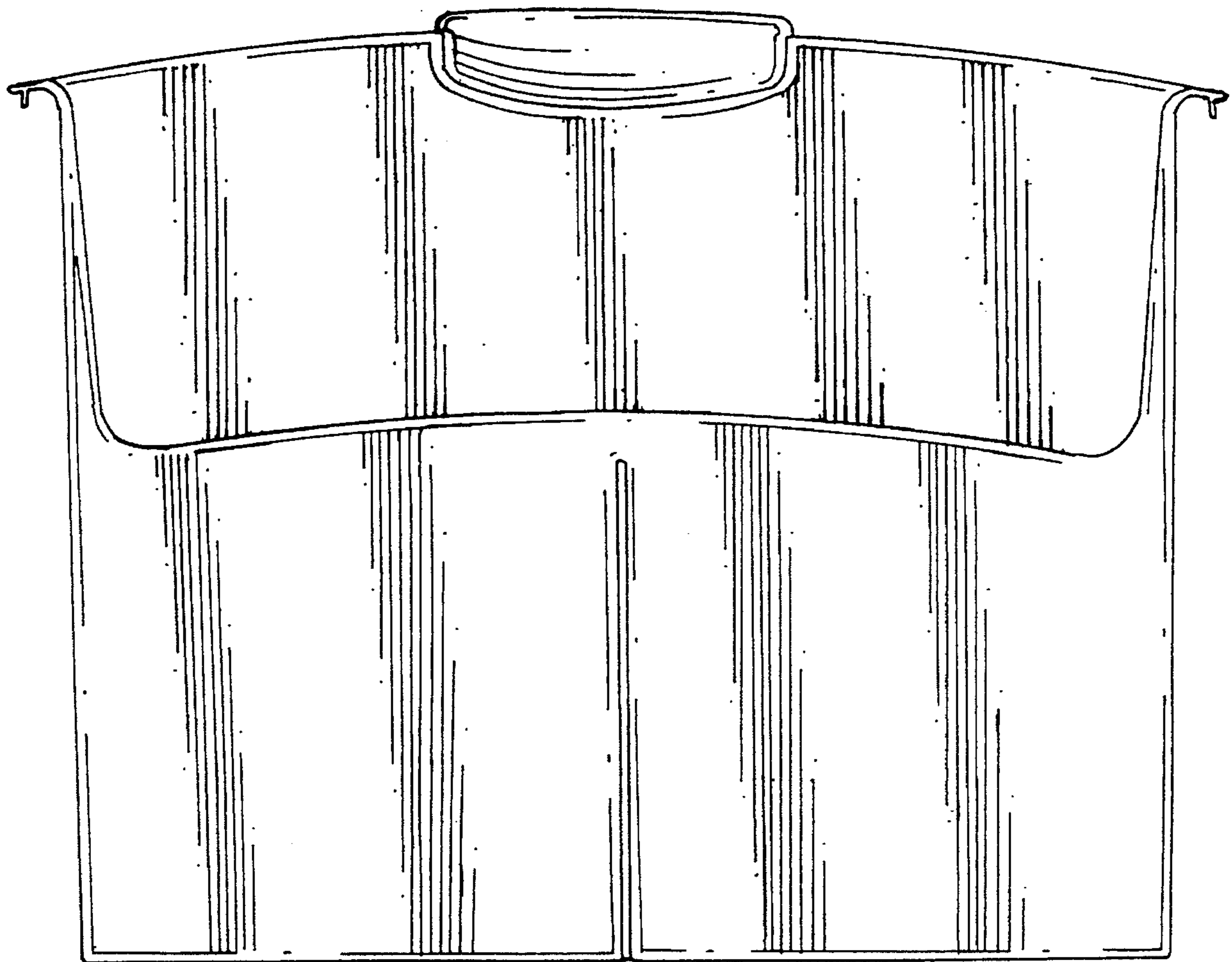


FIG. 2

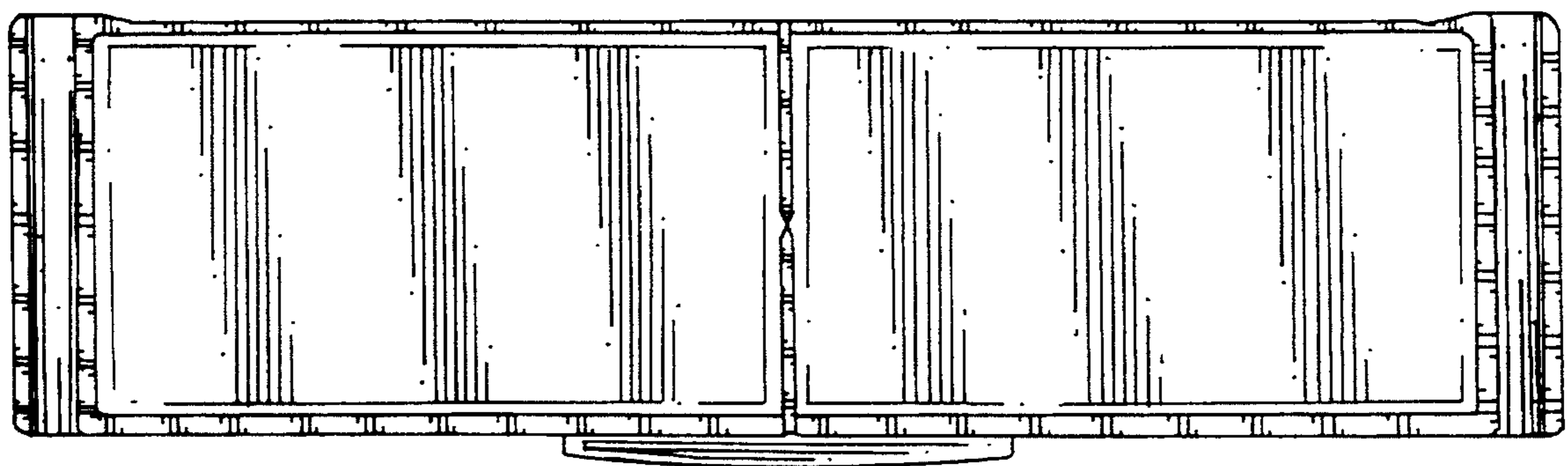


FIG. 3

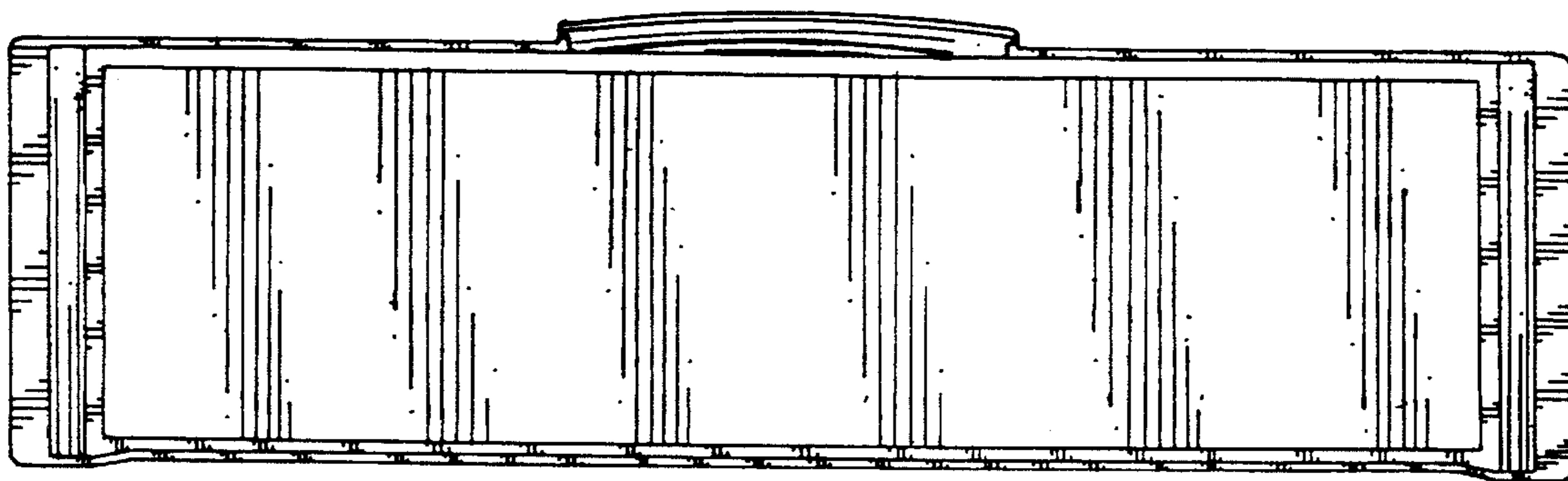


FIG. 4

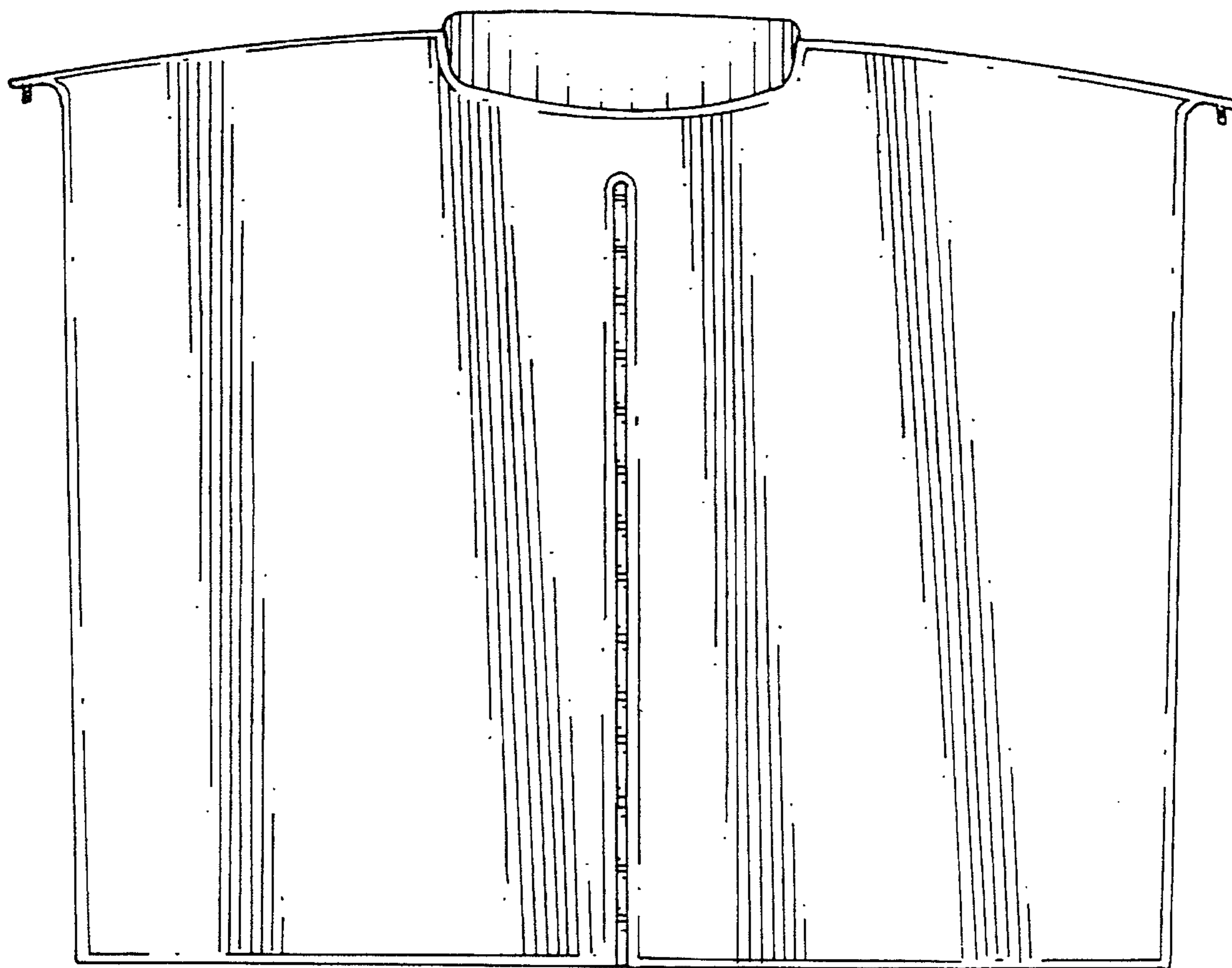


FIG. 5

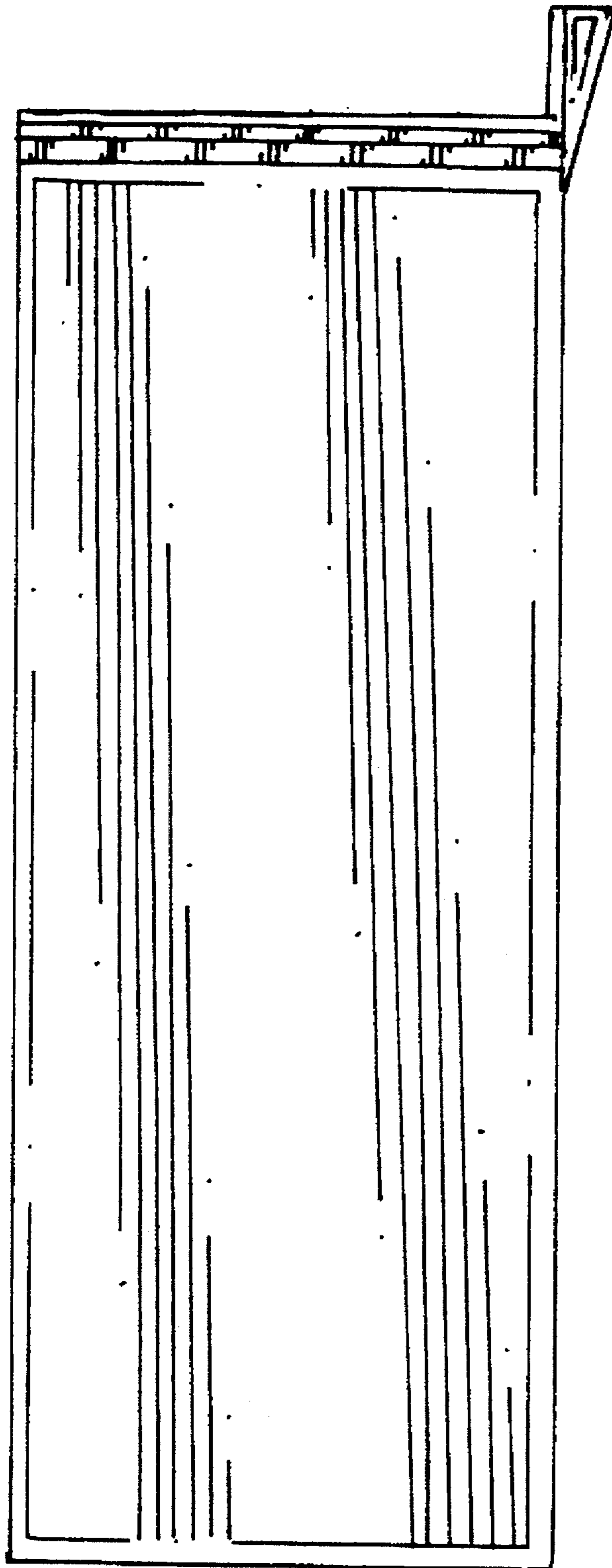


FIG. 6