



US00D370028S

United States Patent [19]

[11] Patent Number: Des. 370,028

Berger et al.

[45] Date of Patent: **May 21, 1996

[54] ORGANIZER

[75] Inventors: **Barry D. Berger**, New York, N.Y.; **Jeff Leonard**, Lawrenceville, N.J.; **Thomas J. Macek**, Chicago, Ill.

[73] Assignee: **Selfix, Inc.**, Chicago, Ill.

[**] Term: **14 Years**

[21] Appl. No.: **41,887**

[22] Filed: **Jul. 26, 1995**

[52] U.S. Cl. **D19/75**; D6/475; D19/69; D19/77; D19/78; D19/81; D19/90

[58] Field of Search D6/449, 475; D19/65, D19/67-69, 75, 77, 78, 81-85, 86, 90, 91, 95, 99, 100; 206/214, 224, 371; 211/10, 11, 13, 45, 50; 225/5, 6, 19, 34, 45, 56, 65, 77, 89

[56] References Cited

U.S. PATENT DOCUMENTS

- D. 288,827 3/1987 Wolff D19/78
- D. 288,939 3/1987 Boon D19/78
- D. 337,016 7/1993 Fortescue D19/77 X
- D. 354,081 1/1995 Ancona et al. D19/90 X

- D. 357,373 4/1995 Wolff D19/77 X
- D. 358,049 5/1995 Wilson D19/78 X
- 4,700,829 10/1987 Goodyear 206/214

Primary Examiner—Martie Thompson
Attorney, Agent, or Firm—Dressler, Goldsmith, Shore & Milnamow, Ltd.

[57] CLAIM

The ornamental design for an organizer, as shown and described.

DESCRIPTION

FIG. 1 is a perspective view of an organizer showing our new design;

FIG. 2 is a front elevational view of the organizer shown in FIG. 1;

FIG. 3 is a right side elevational view of the organizer shown in FIG. 1, the left side elevational view being the mirror image thereof;

FIG. 4 is a rear elevational view of the organizer shown in FIG. 1;

FIG. 5 is a top plan view of the organizer shown in FIG. 1; and,

FIG. 6 is a bottom plan view of the organizer shown in FIG. 1.

1 Claim, 3 Drawing Sheets

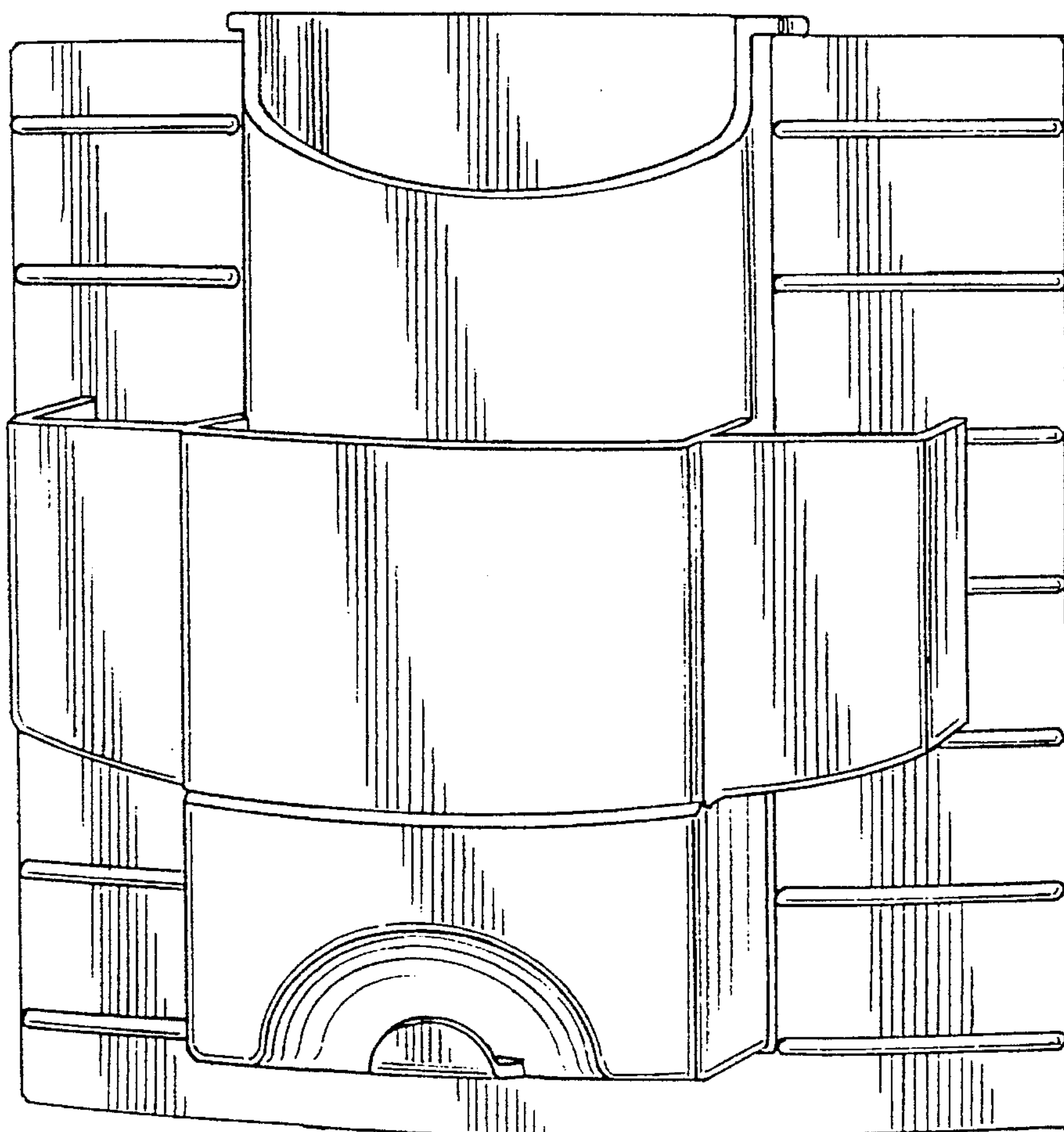


FIG. 1

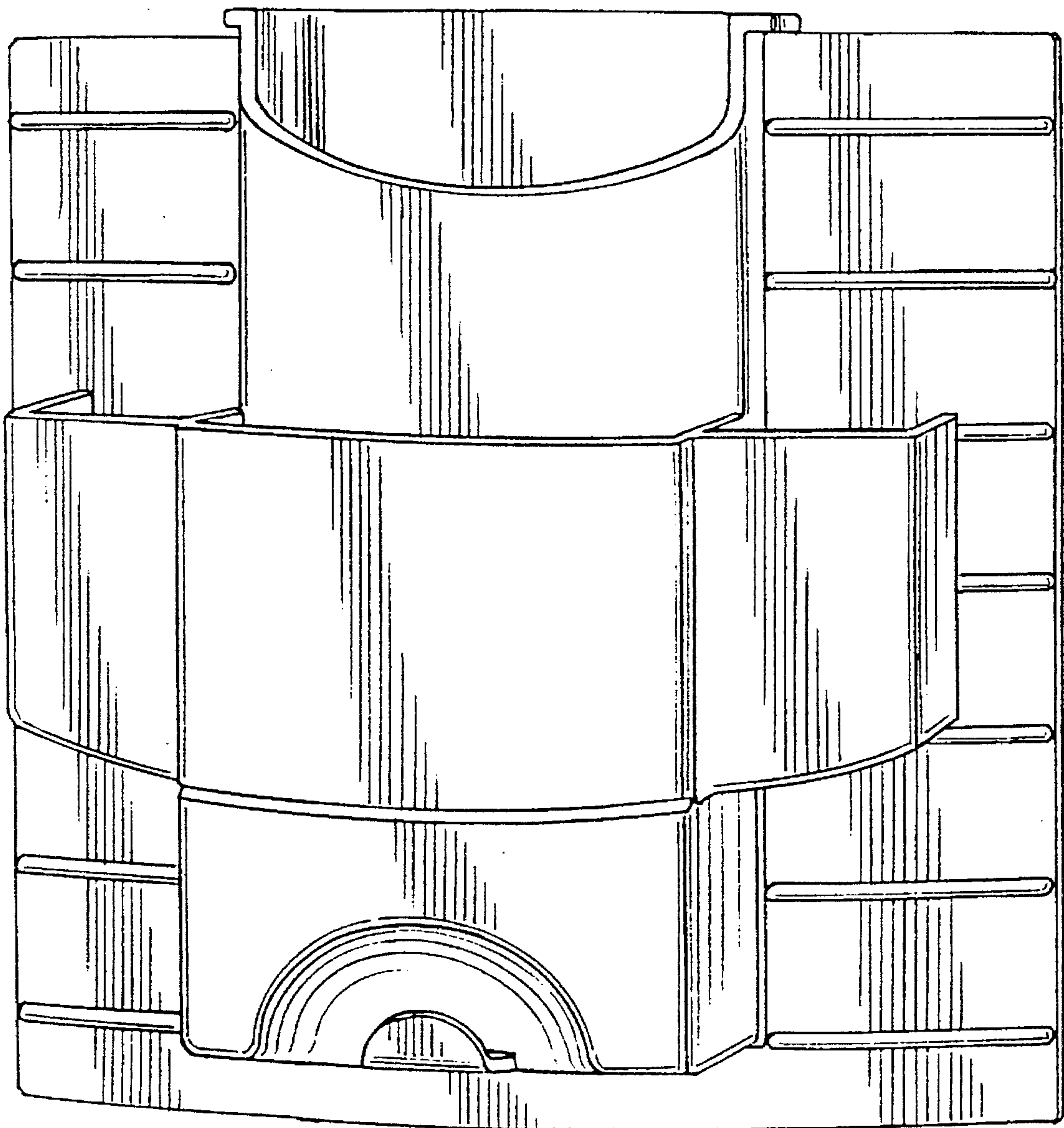


FIG. 3




FIG. 2

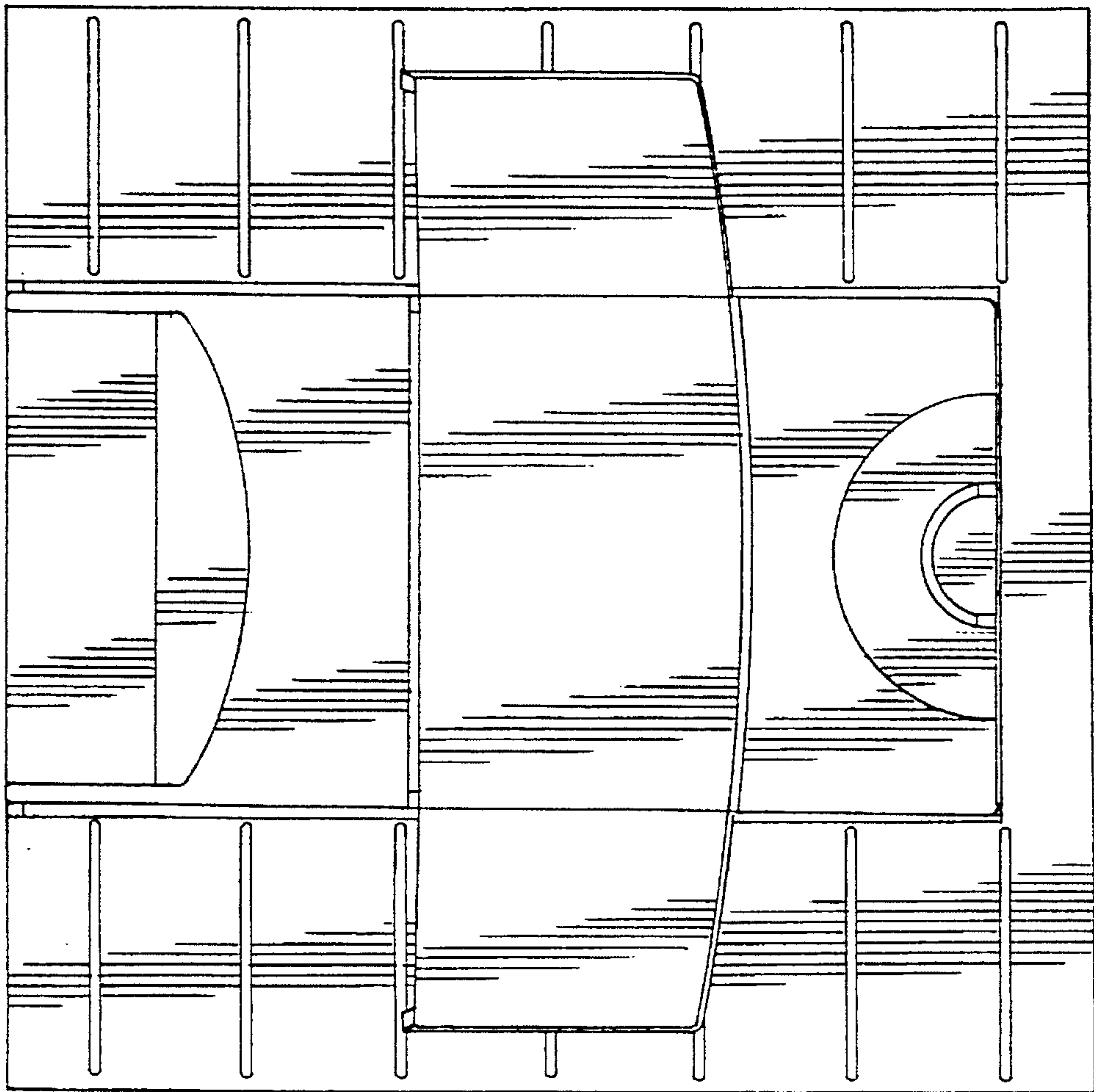


FIG.4

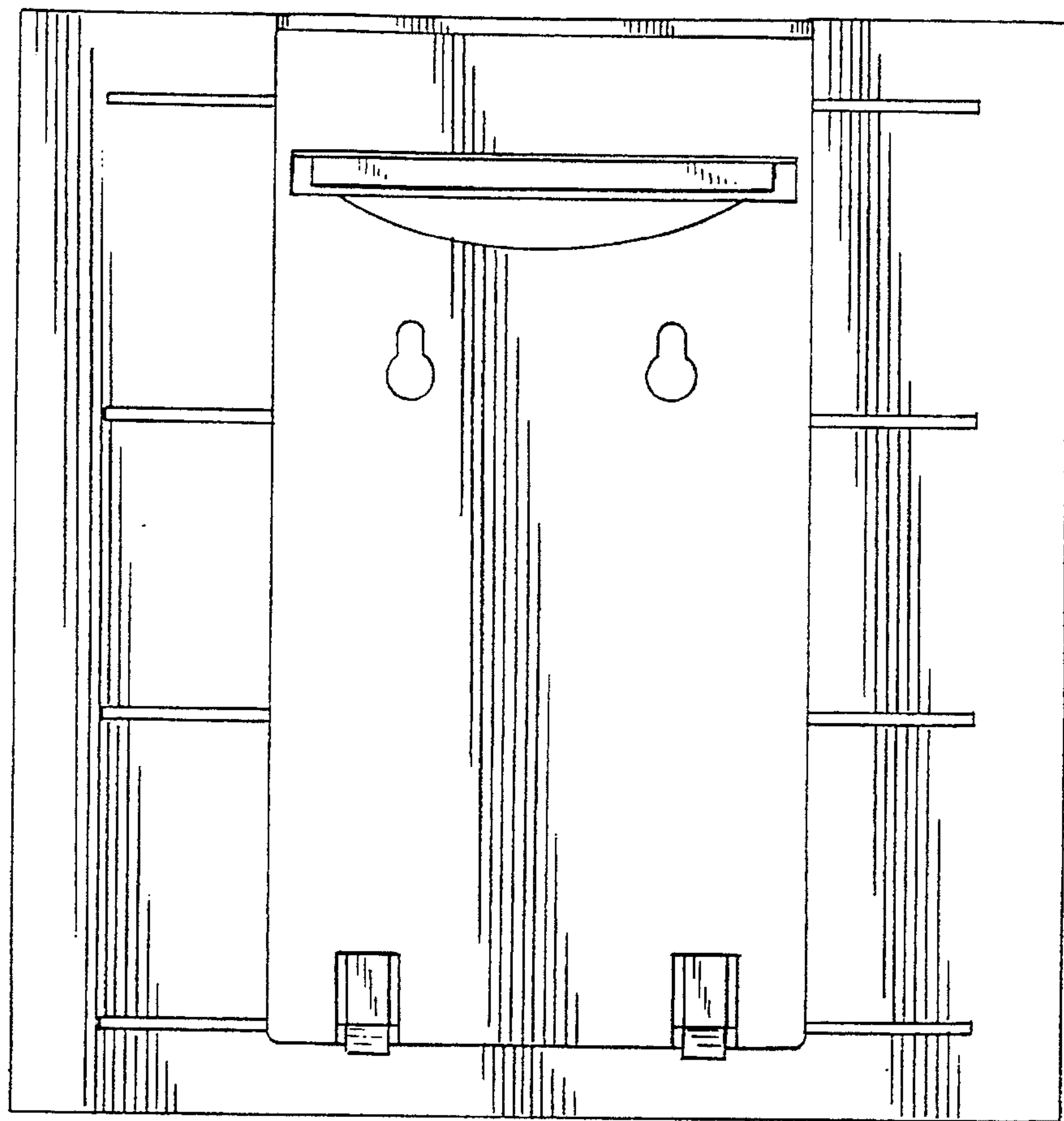


FIG.5

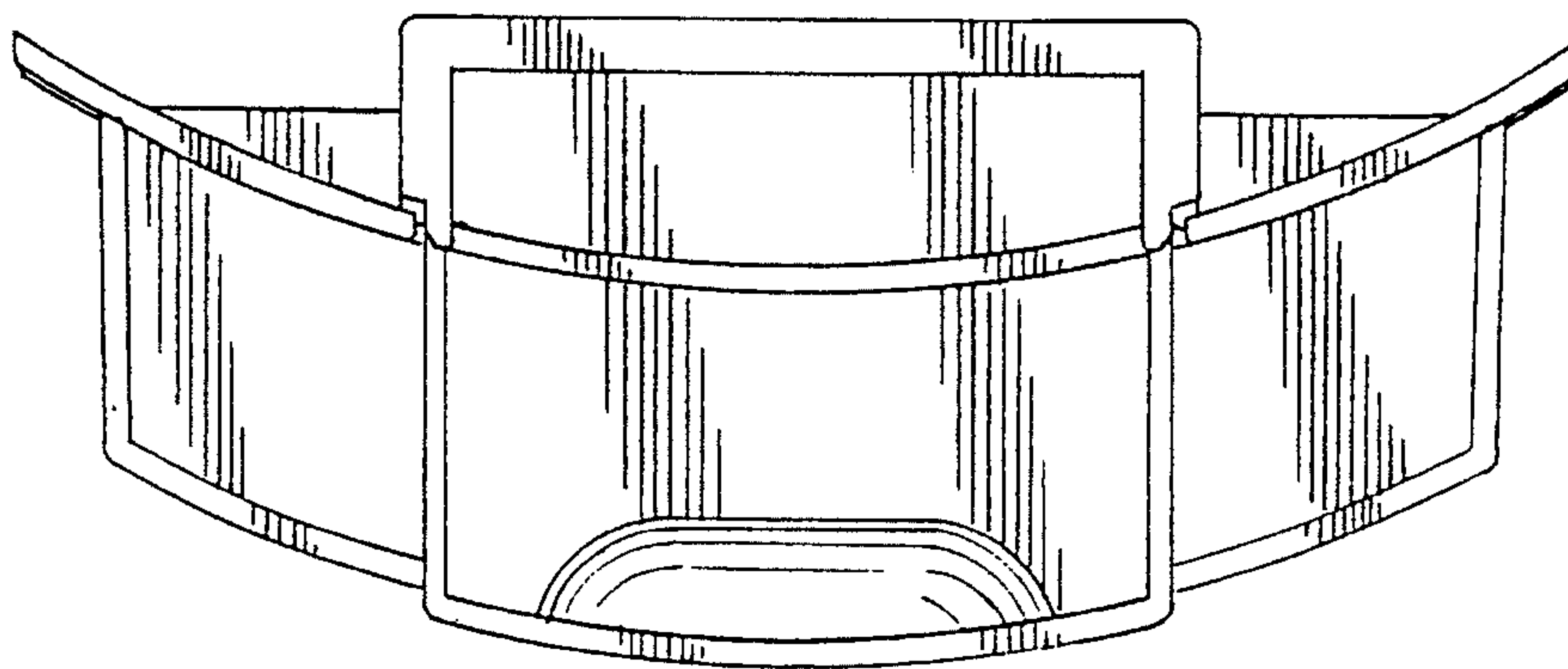


FIG.6

