



US00D370016S

United States Patent [19]

[11] Patent Number: **Des. 370,016**

Replinger et al.

[45] Date of Patent: ****May 21, 1996**

[54] TELEPHONE HOUSING

[75] Inventors: **Daniel J. Replinger**, Hawthorn Woods; **Albert L. Nagele**, Wilmette; **Frank H. Stone, III**, Waukegan, all of Ill.

[73] Assignee: **Motorola, Inc.**, Schaumburg, Ill.

[**] Term: **14 Years**

[21] Appl. No.: **34,299**

[22] Filed: **Jan. 31, 1995**

[52] U.S. Cl. **D14/240**; D14/138

[58] **Field of Search** D14/137, 147-151, D14/140, 142, 240, 248, 249, 250; 379/419, 420, 428, 440, 433, 58-61; 455/89, 90, 128

[56] References Cited

U.S. PATENT DOCUMENTS

| | | | | |
|------------|---------|-----------------|-------|-----------|
| D. 327,062 | 6/1992 | Taylor et al. | | D14/138 |
| D. 334,746 | 4/1993 | Novak | | D14/148 X |
| D. 343,616 | 1/1994 | Nagele et al. | | D14/138 |
| D. 343,835 | 2/1994 | Nagele et al. | | D14/138 |
| D. 353,588 | 12/1994 | Goergen et al. | | D14/148 X |
| D. 356,084 | 3/1995 | Nagele et al. | | D14/138 |
| D. 357,680 | 4/1995 | Williams et al. | | D14/147 X |

| | | | | |
|------------|---------|----------------|-------|-----------|
| D. 359,960 | 7/1995 | Kennedy et al. | | D14/240 X |
| D. 362,852 | 10/1995 | Nagele et al. | | D14/138 |
| 4,897,873 | 1/1990 | Beutler | | 379/433 |

Primary Examiner—Jeffrey Asch

[57] CLAIM

The ornamental design for a telephone housing, as shown and described.

DESCRIPTION

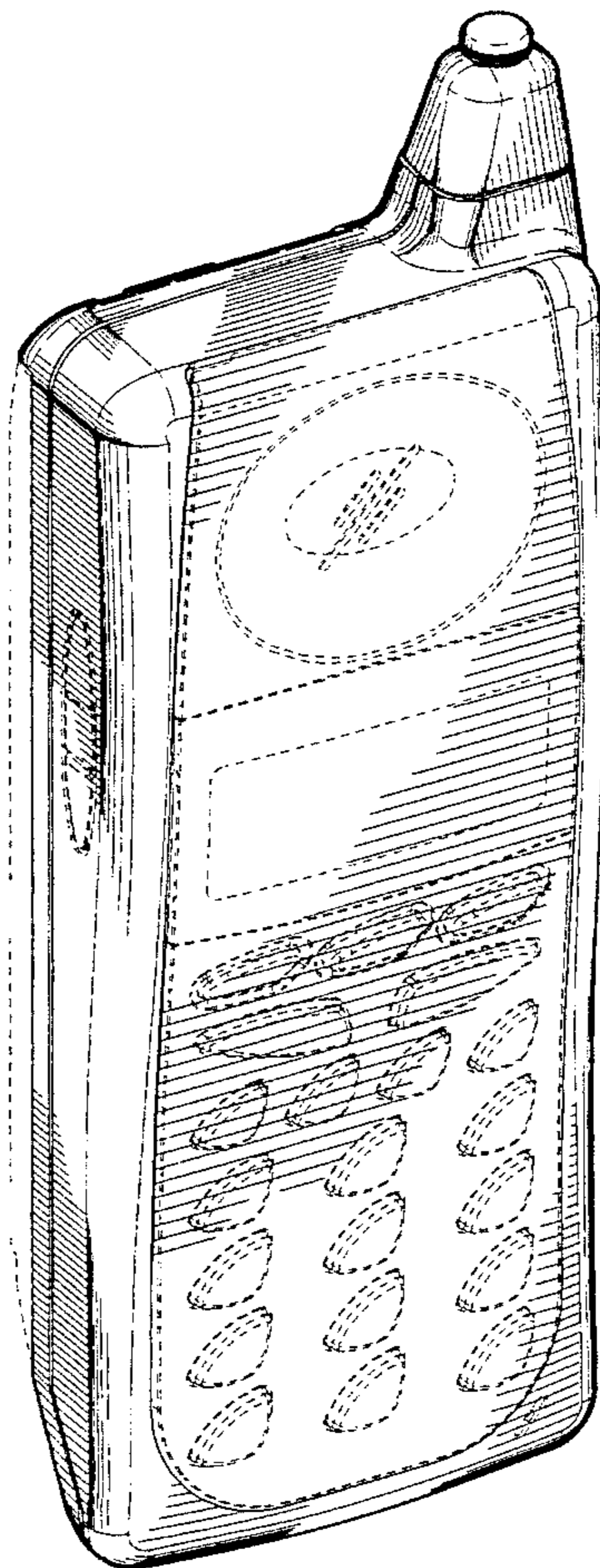
FIG. 1 is a front, top, and left side perspective view of a telephone housing showing our new design with the broken line matter being for illustrative purposes only and forming no part of the claimed design;

FIG. 2 is a bottom plan view of the telephone housing according to FIG. 1 with the broken line matter being for illustrative purposes only and forming no part of the claimed design;

FIG. 3 is a right side elevational view of the telephone housing according to FIG. 1 with the broken line matter being for illustrative purposes only and forming no part of the claimed design; and,

FIG. 4 is a rear elevational view of the telephone housing shown in FIG. 1 with the broken line matter being for illustrative purposes only and forming no part of the claimed design.

1 Claim, 2 Drawing Sheets



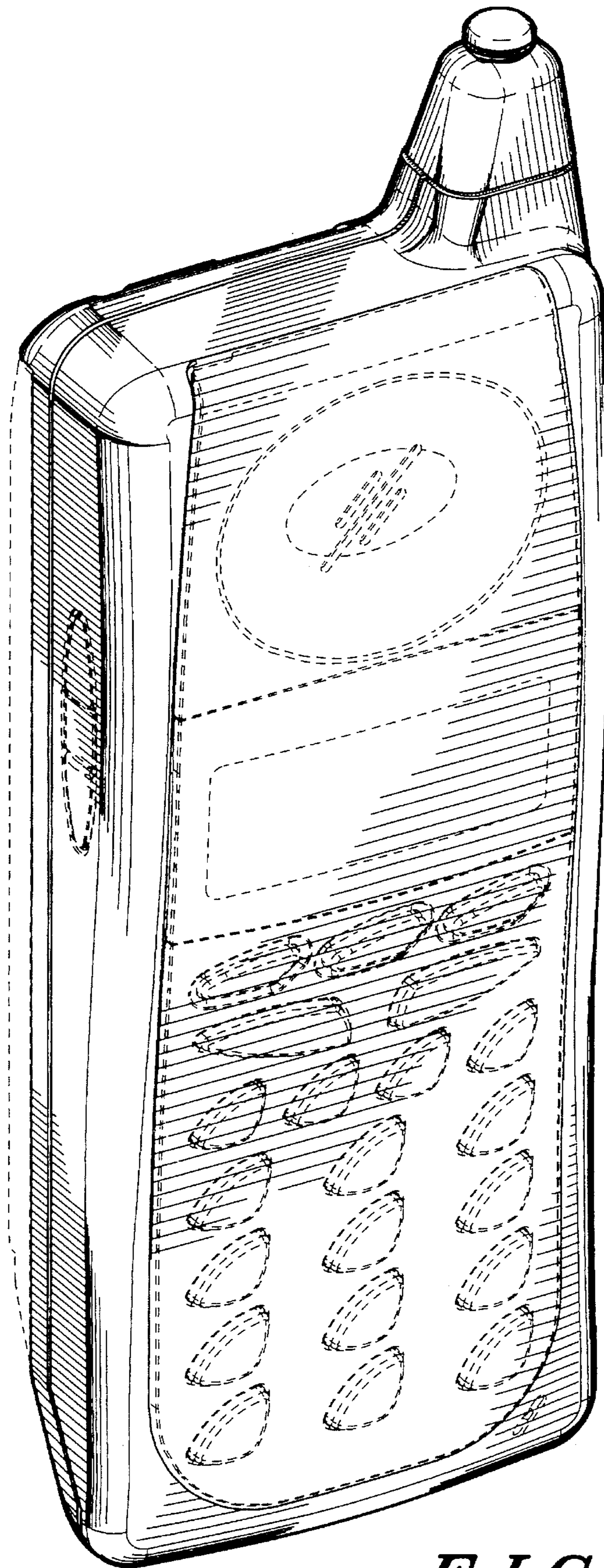


FIG. 1

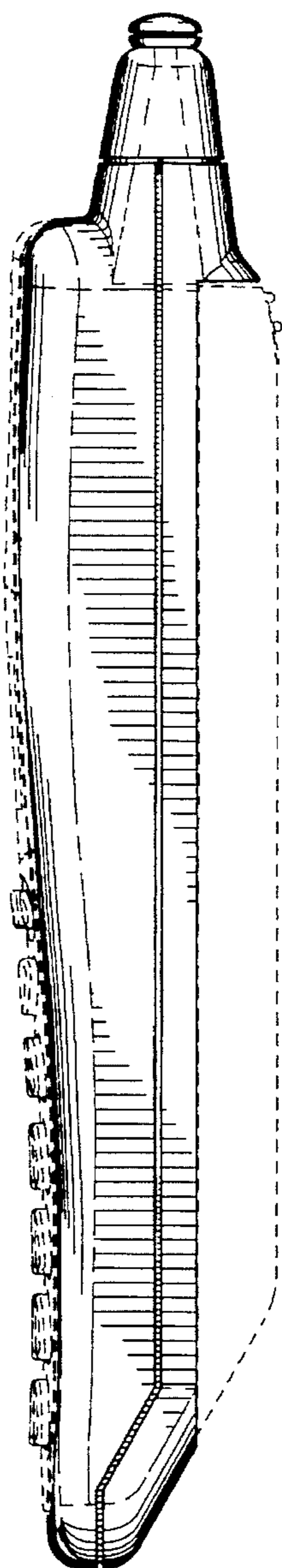


FIG. 3

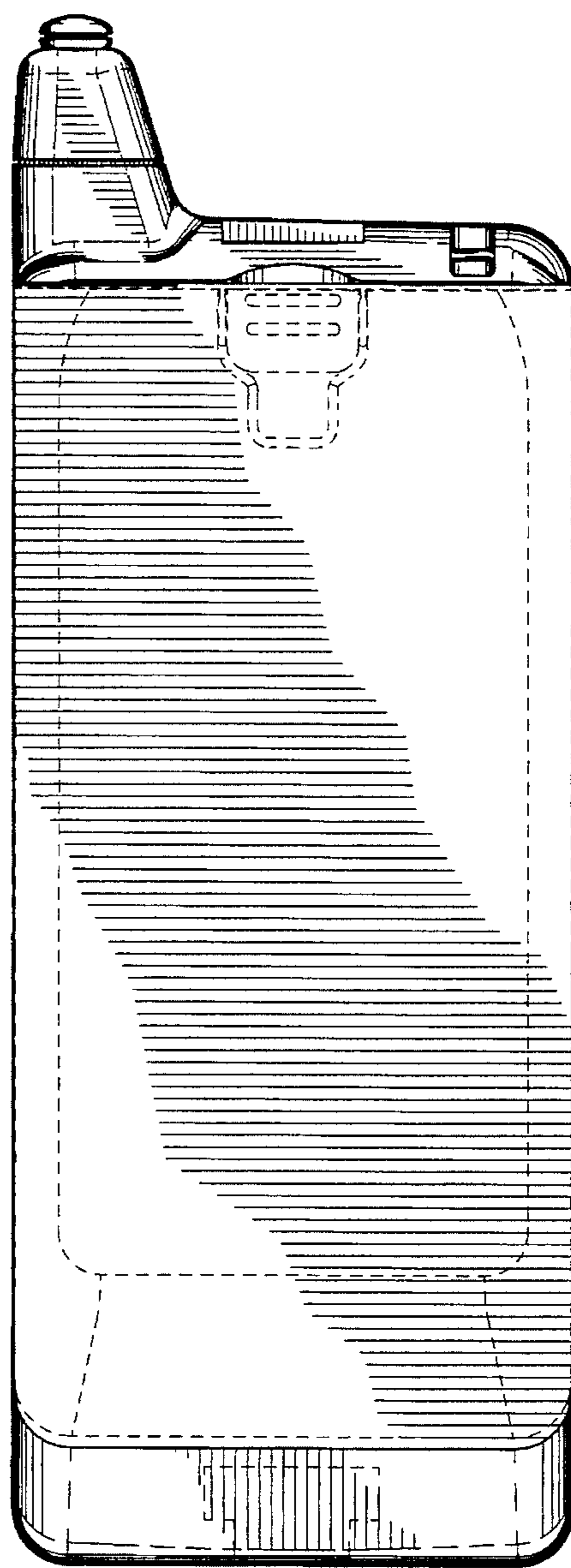


FIG. 4

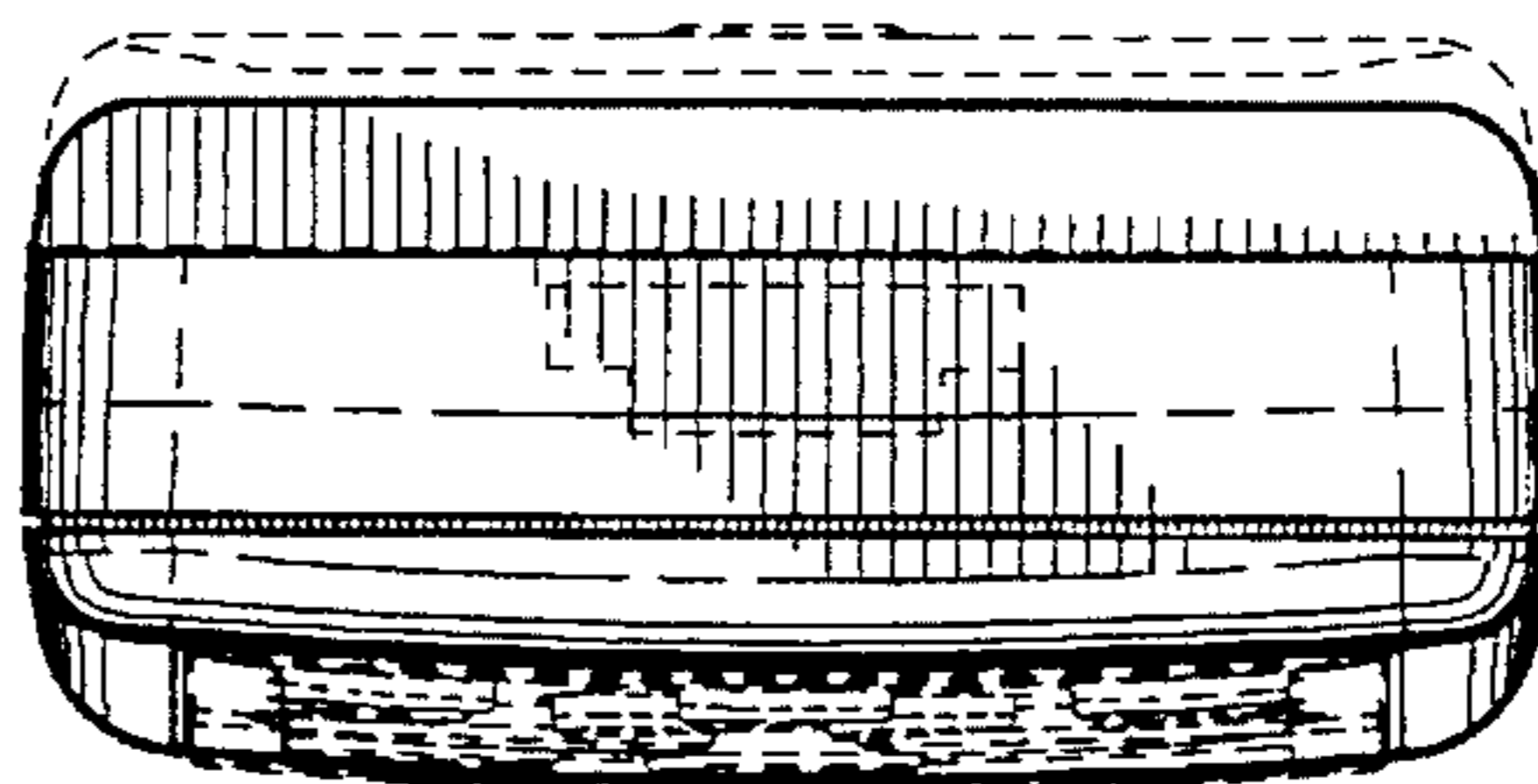


FIG. 2