



US00D369990S

United States Patent [19]
Weder

[11] **Patent Number: Des. 369,990**
[45] **Date of Patent: **May 21, 1996**

[54] **OPEN MESH PLANT COVER**

[75] Inventor: **Donald E. Weder**, Highland, Ill.

[73] Assignee: **Highland Supply Corporation**, Highland, Ill.

[**] Term: **14 Years**

[21] Appl. No.: **13,226**

[22] Filed: **Sep. 21, 1993**

Related U.S. Application Data

[60] Continuation-in-part of Ser. No. 906,119, Jun. 26, 1992, Pat. No. Des. 343,594, which is a division of Ser. No. 603,825, Oct. 24, 1990, Pat. No. Des. 329,405, which is a division of Ser. No. 357,103, May 25, 1989, Pat. No. Des. 319,991, which is a continuation-in-part of Ser. No. 108,316, Oct. 13, 1987, Pat. No. Des. 316,838, which is a continuation-in-part of Ser. No. 613,053, May 22, 1984, Pat. No. Des. 293,224.

[52] **U.S. Cl.** **D11/164**

[58] **Field of Search** D11/143, 149, D11/152-156, 164, 89, 90; 47/66, 72; 206/423; 215/100.5; 229/1.5 R, 1.5 B, 4.5, 87.01, 922, 930, 108, 108.1, 109, 110; 428/27, 35.1, 24, 542.6; D9/346, 428-431; D27/102, 133; D26/128-136; D19/96; D7/540, 584, 586, 587, 354; D5/19, 11, 62

[56] **References Cited**

U.S. PATENT DOCUMENTS

D. 5,806	4/1972	Palmer	D11/154
D. 50,435	3/1917	Stimpson	D11/143 X
D. 114,182	4/1939	Heisey	D11/154
D. 139,009	10/1944	Denenberg	D26/134
D. 293,224	12/1987	Weder et al.	D11/143 X
D. 316,838	5/1991	Weder et al.	D11/164
D. 319,991	9/1991	Weder	D11/164
D. 329,405	9/1992	Weder	D11/164 X
D. 343,594	1/1994	Weder	D11/164
D. 358,113	5/1995	Weder et al.	D11/164
4,142,324	3/1979	Magyar .	

Primary Examiner—Jeffrey Asch
Attorney, Agent, or Firm—Dunlap & Coddling

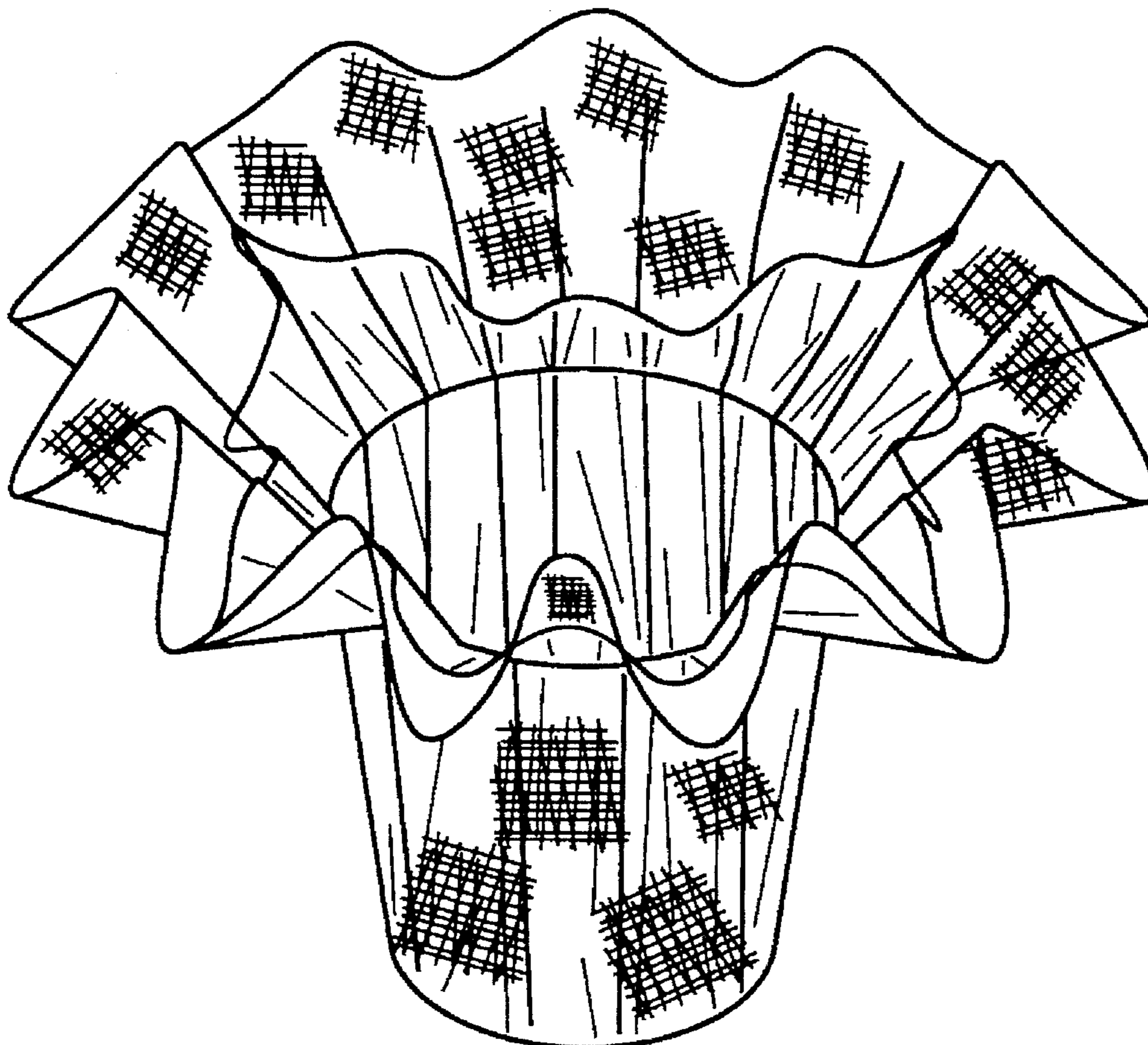
[57] **CLAIM**

The ornamental design for an open mesh plant cover, as shown and described.

DESCRIPTION

FIG. 1 is a perspective view of an open mesh plant cover showing my new design;
FIG. 2 is a typical side elevational view;
FIG. 3 is a top plan view; and,
FIG. 4 is a bottom plan view thereof.

1 Claim, 1 Drawing Sheet



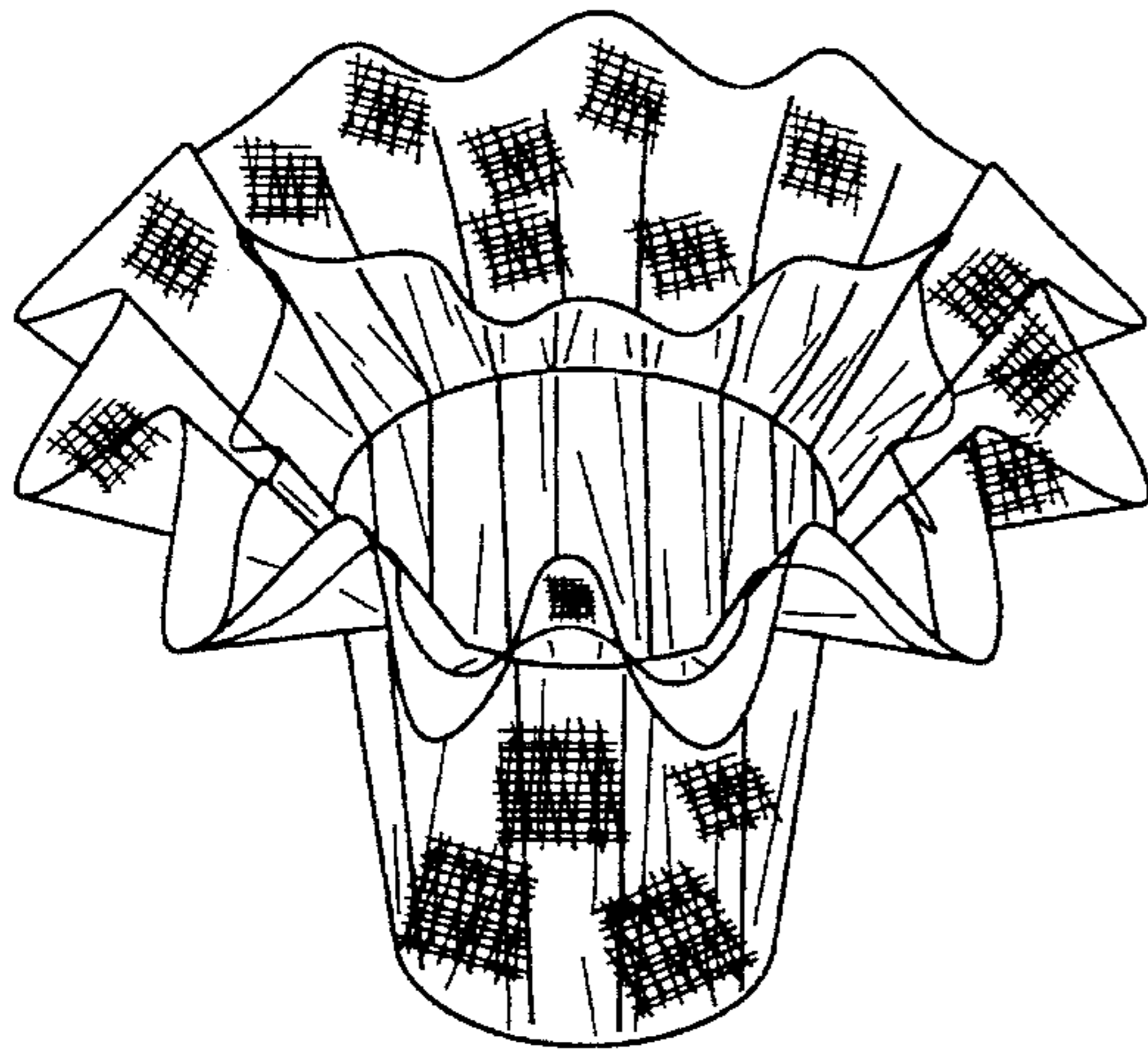


FIG. 1

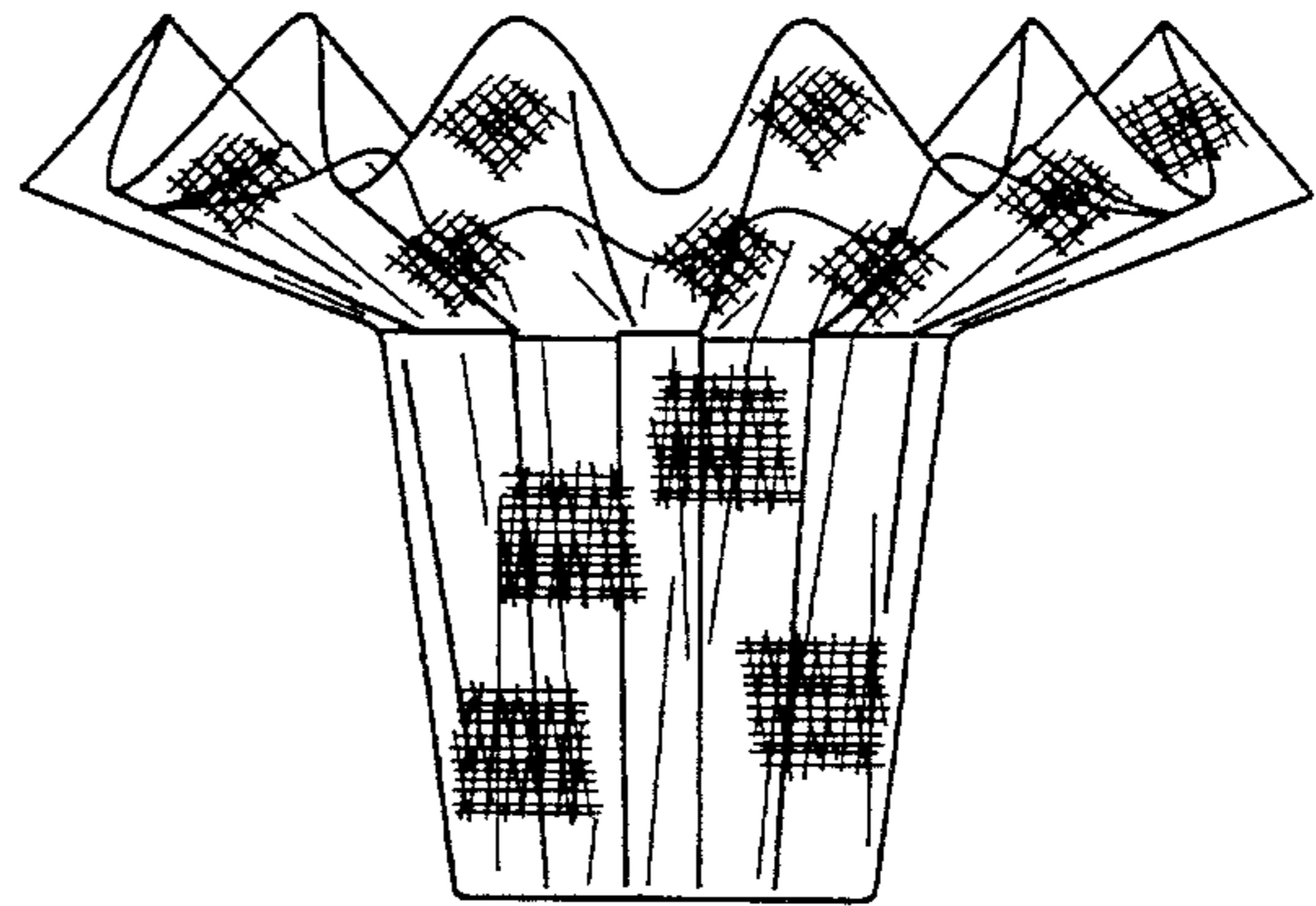


FIG. 2




FIG. 3

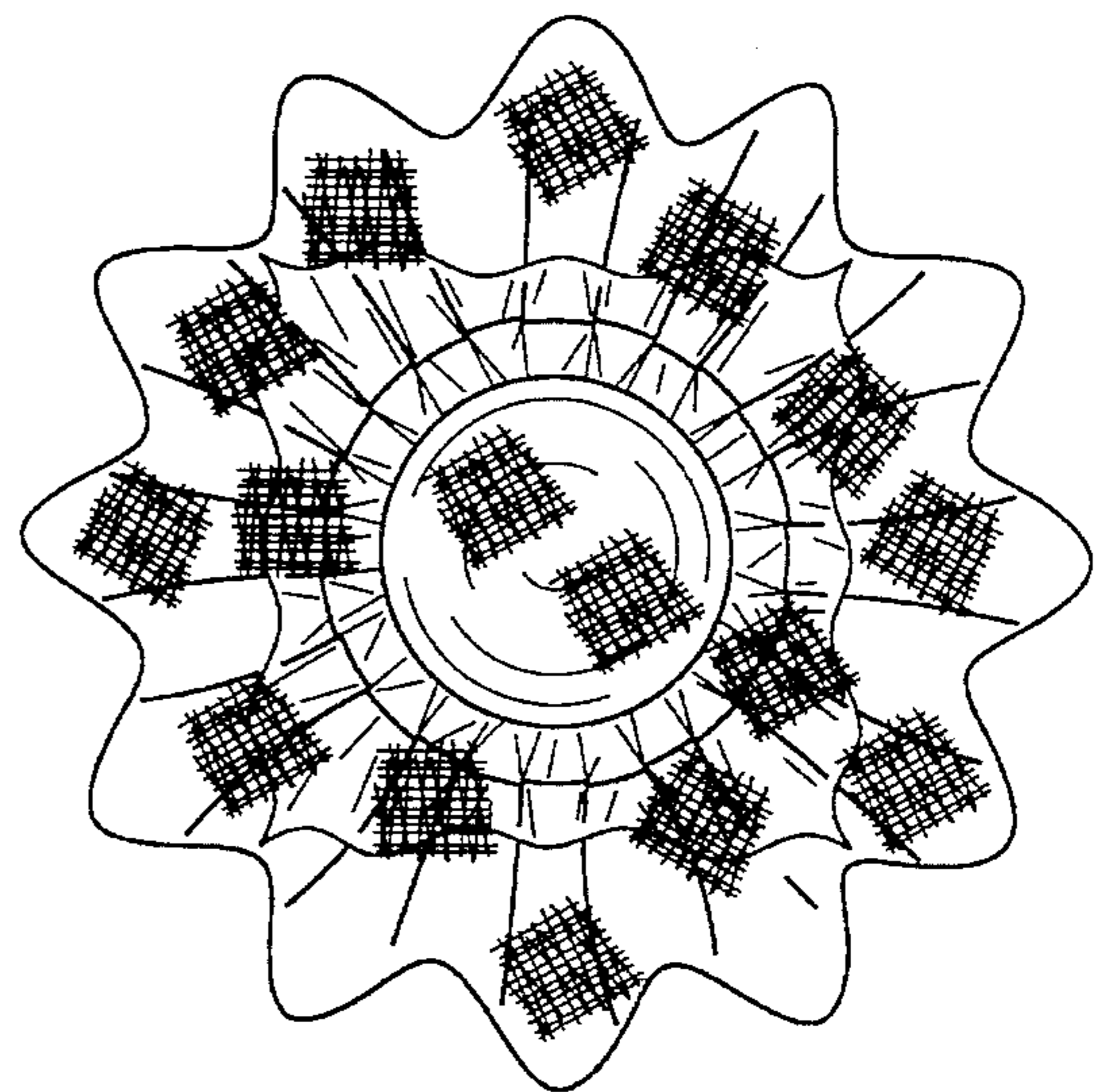


FIG. 4