



US00D369987S

United States Patent [19]
Samuel

[11] **Patent Number: Des. 369,987**

[45] **Date of Patent: **May 21, 1996**

[54] **BRACELET**

[75] Inventor: **Henri Samuel**, Paris, France

[73] Assignee: **Fred S.A.**, Paris, France

[**] Term: **14 Years**

[21] Appl. No.: **20,241**

[22] Filed: **Mar. 22, 1994**

[30] **Foreign Application Priority Data**

Sep. 22, 1993 [XH] Hague Agreement DM/027.491

[52] **U.S. Cl.** **D11/4**

[58] **Field of Search** D11/1-25; 59/78,
59/83; 63/1.1, 2, 3, 4

[56] **References Cited**

U.S. PATENT DOCUMENTS

D. 152,491	1/1949	Ostier	D11/4
1,140,445	5/1915	Collingwood	63/5.1
2,623,256	12/1952	Feibelman	63/3
5,074,127	12/1991	Yurman	63/3

OTHER PUBLICATIONS

Goldschmiede Zeitung—Philippe d'Arsy Advertisement—
Bracelet left center of p. 88. Feb. 1983.

Primary Examiner—Ralf Seifert

Attorney, Agent, or Firm—Clifford W. Browning; Woodard,
Emhardt, Naughton, Moriarty & McNett

[57] **CLAIM**

The ornamental design for a bracelet, as shown and
described.

DESCRIPTION

FIG. 1 is a front elevational view of a bracelet showing my
new design, the appearance of the rear of each star-like
ornament is plain and unornamented;

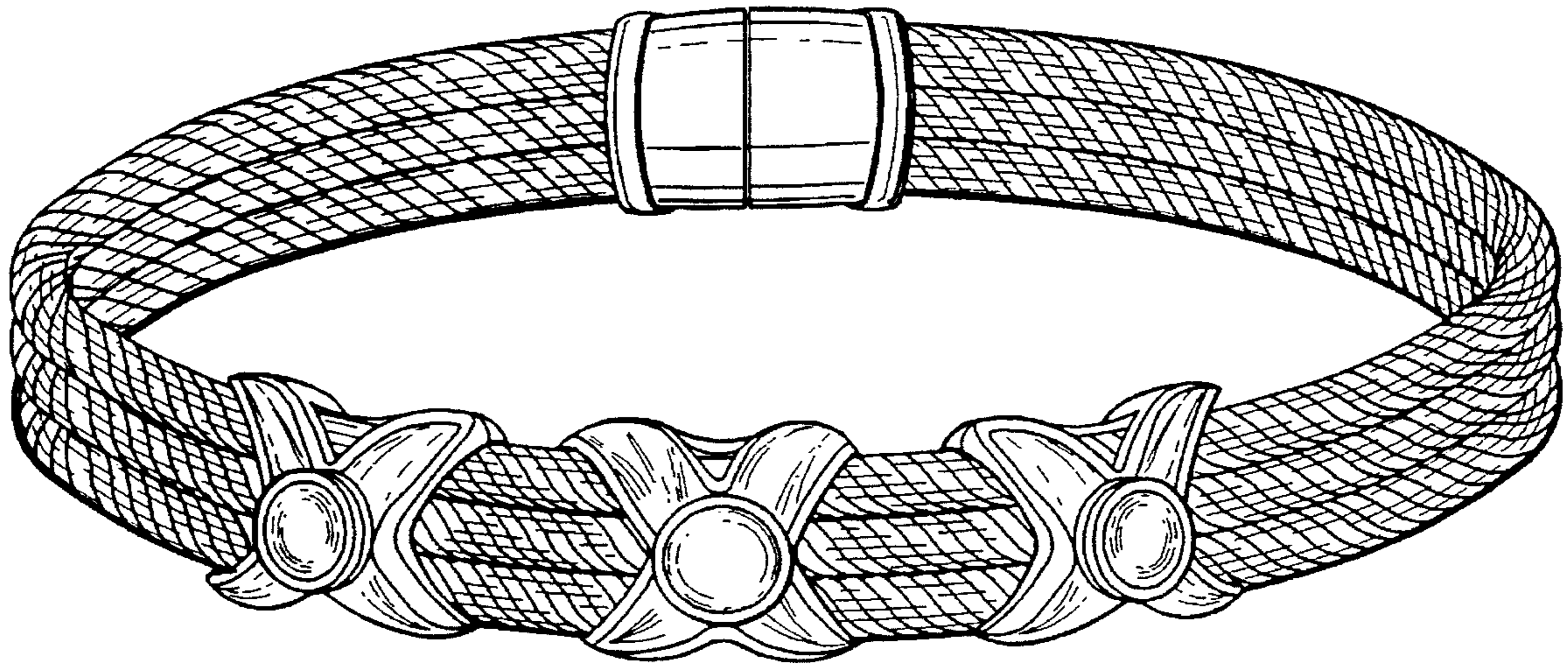
FIG. 2 is a top plan view, the opposite side view being a
mirror image;

FIG. 3 is a side elevational view, the opposite side view
being a mirror image;

FIG. 4 is a rear elevational view; and,

FIG. 5 is a front perspective view.

1 Claim, 2 Drawing Sheets






Fig. 1

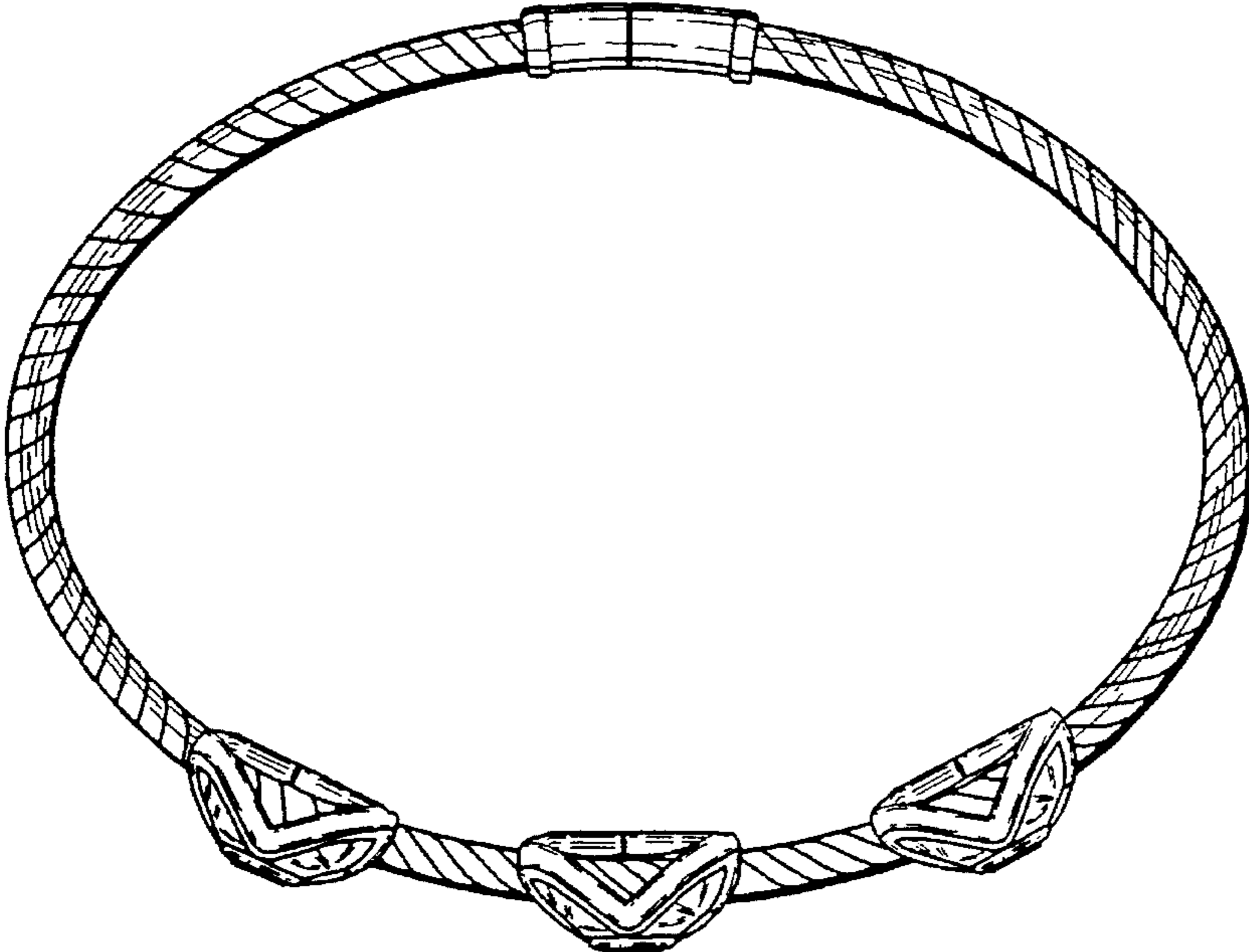


Fig. 2




Fig. 3




Fig. 4

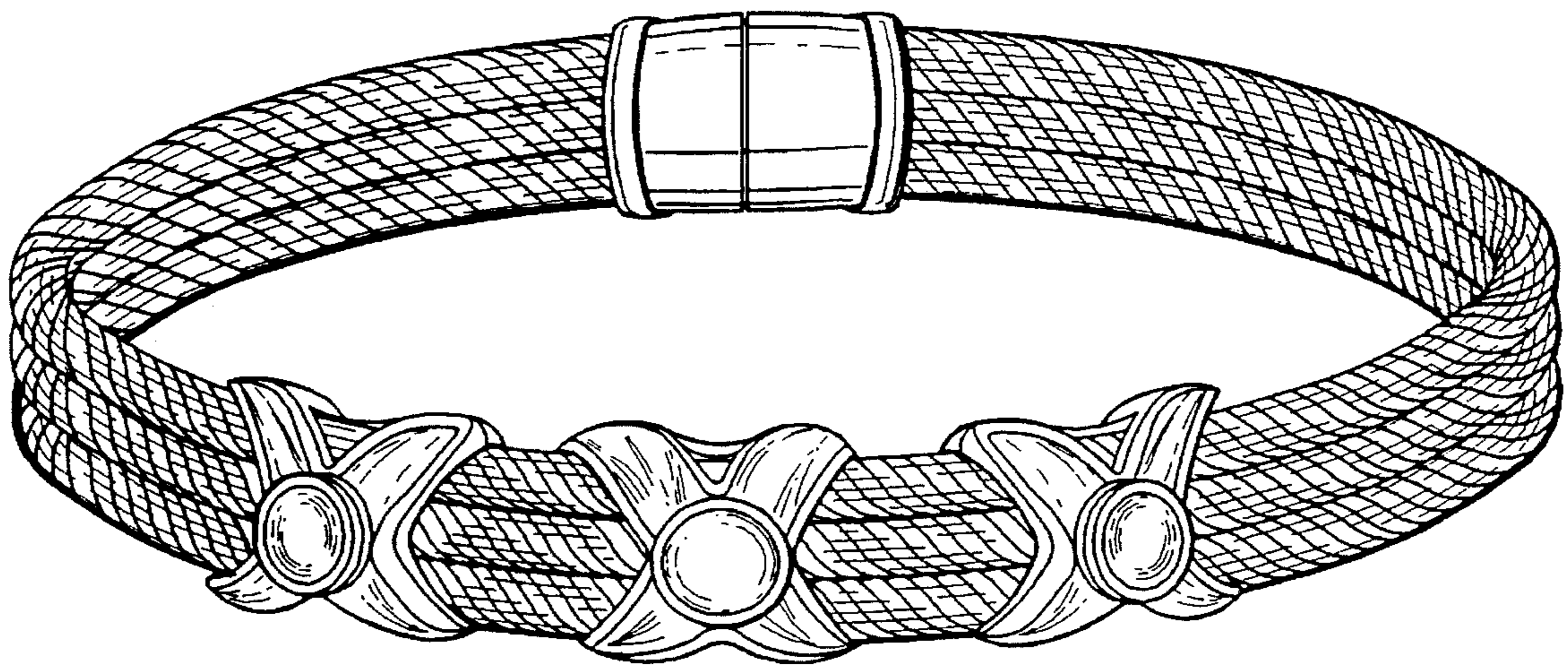


Fig. 5