



US00D369967S

United States Patent [19]

[11] **Patent Number: Des. 369,967**

Decursu et al.

[45] **Date of Patent: **May 21, 1996**

[54] **HAND CRANK WITH FOLDABLE HANDLE**

Standards ELESA Catalogue 121-ENG, Model No. MT+IR, p. 57.

[75] Inventors: **Giorgio Decursu; Alberto Bertani**,
both of Milan, Italy

Primary Examiner—Alan P. Douglas

[73] Assignee: **Elesa S.p.A.**, Milan, Italy

Assistant Examiner—Linda Brooks

[**] Term: **14 Years**

Attorney, Agent, or Firm—Pearne, Gordon, McCoy & Granger

[21] Appl. No.: **29,280**

[57] CLAIM

[22] Filed: **Oct. 3, 1994**

The ornamental design for a hand crank with foldable handle, as shown and described.

[30] Foreign Application Priority Data

DESCRIPTION

Apr. 5, 1994 [WO] WIPO DM/029270

[52] U.S. Cl. **D8/309**; D15/142; D12/179

[58] Field of Search D8/309, 543; 74/545,
74/546, 547; D12/174, 179, 123

FIG. 1 is a perspective view of a hand crank with foldable handle, showing our new design;

[56] References Cited

FIG. 2 is a front elevational view thereof;

U.S. PATENT DOCUMENTS

FIG. 3 is a top plan view thereof;

D. 336,233 6/1993 Zimmerman 74/545 X

FIG. 4 is a bottom plan view thereof;

D. 346,739 5/1994 Tinz D8/309

FIG. 5 is a right side elevational view thereof; and,

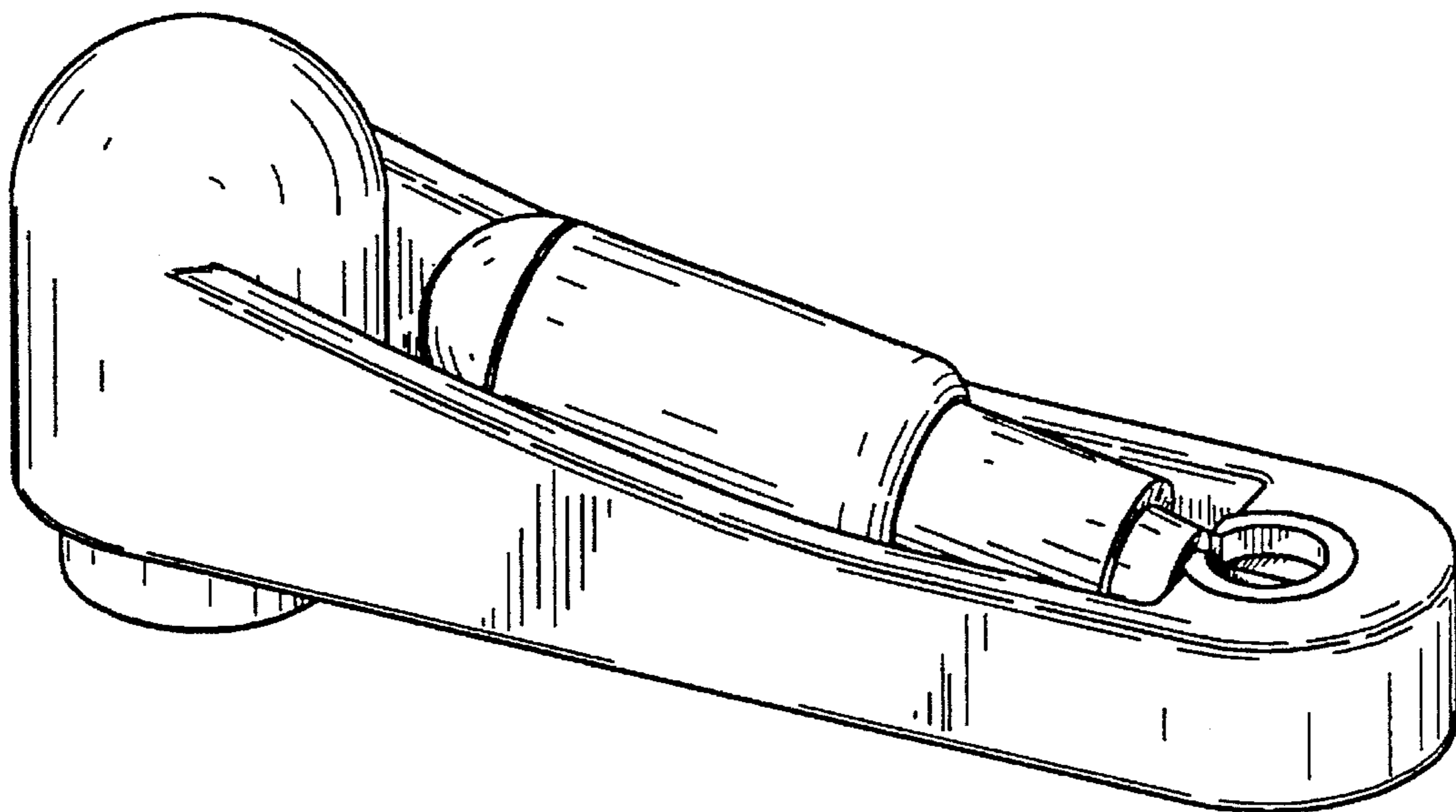
4,552,034 11/1985 Bertani et al. .

FIG. 6 is a left side elevational view thereof.

OTHER PUBLICATIONS

Kipp/Elesa 1985 catalog, Fold-A-Way Handle, pp. 16-17.
Standards ELESA Catalogue 121-ENG, Model No. MT., p. 56.

1 Claim, 1 Drawing Sheet



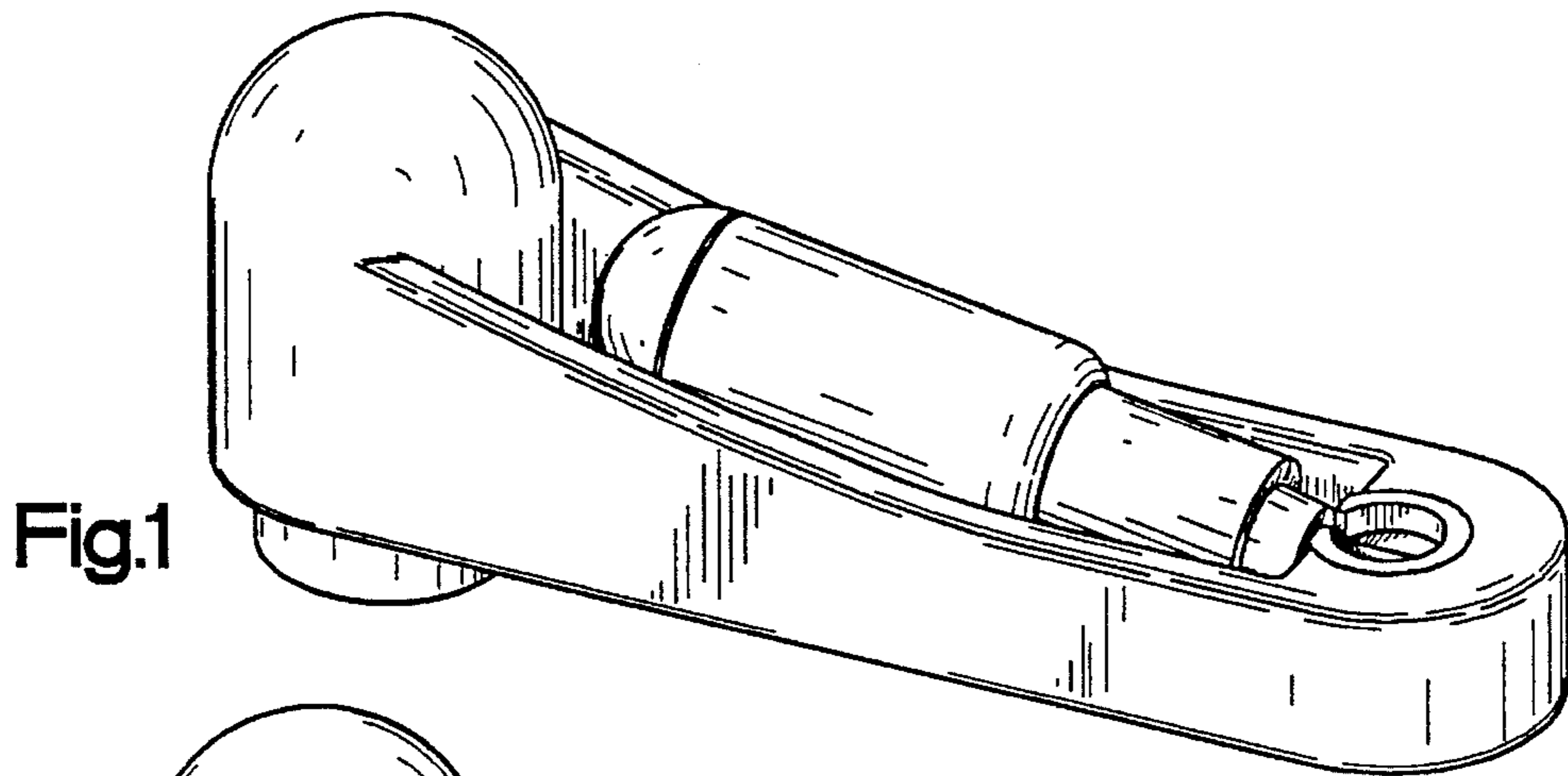


Fig.1

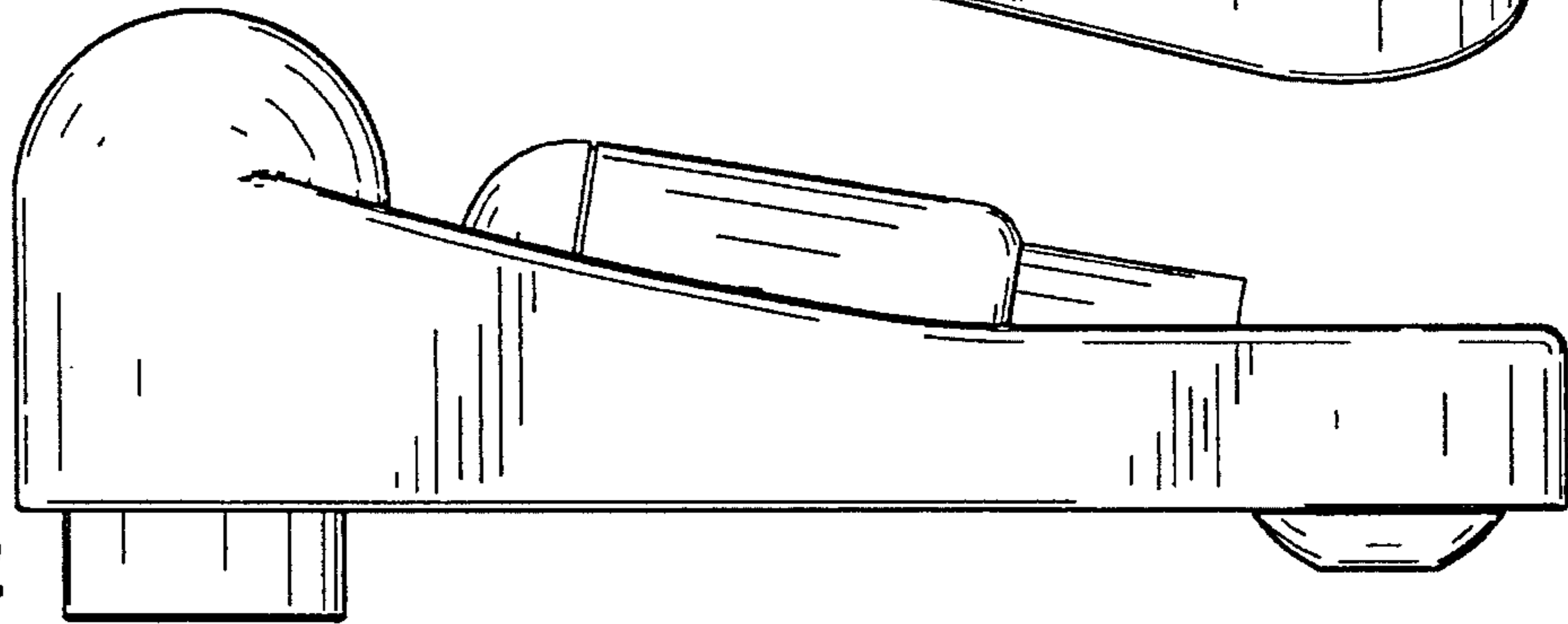


Fig.2




Fig.3




Fig.4




Fig.5




Fig.6