



US00D369959S

United States Patent [19]

[11] Patent Number: **Des. 369,959**

Marsh et al.

[45] Date of Patent: ****May 21, 1996**

[54] **CHECK STRAP**

2,593,648	4/1952	Aukers et al.	24/DIG. 16
4,501,049	2/1985	Adamson	292/318 X
4,537,432	8/1985	Meeks	292/318

[75] Inventors: **David J. Marsh**, Oakland; **Gary L. Schubring**, Macomb, both of Mich.

Primary Examiner—Dominic Simone
Attorney, Agent, or Firm—E. D. Murphy

[73] Assignee: **Emhart Inc.**, Newark, Del.

[**] Term: **14 Years**

[57] **CLAIM**

[21] Appl. No.: **34,429**

The ornamental design for check strap, as shown and described.

[22] Filed: **Feb. 6, 1995**

DESCRIPTION

[52] U.S. Cl. **D8/394**

[58] Field of Search D8/396, 394, 382;
292/317-322; 24/298, 16 R, 16 PB, DIG. 16

FIG. 1 is a front perspective view of a check strap showing our new design;

FIG. 2 is a front elevational view thereof, the rear being a mirror image;

FIG. 3 is a left side elevational view thereof;

FIG. 4 is a right side elevational view thereof;

FIG. 5 is a top plan view thereof; and,

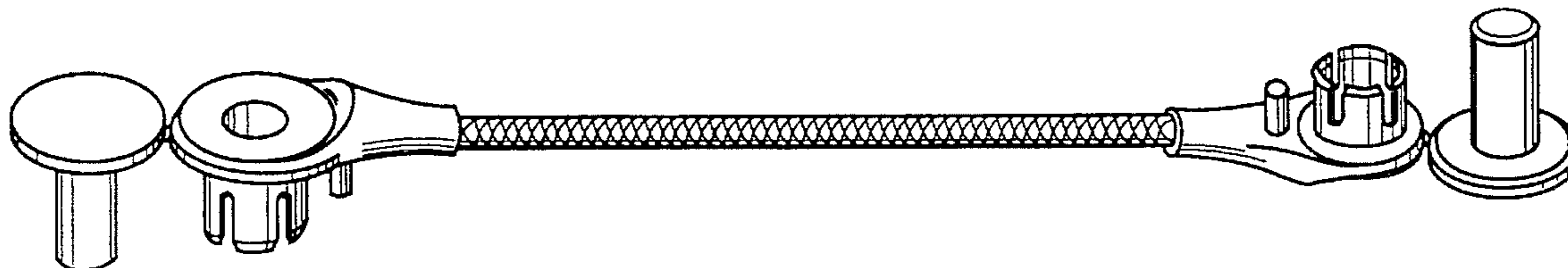
FIG. 6 is a bottom plan view thereof.

[56] **References Cited**

U.S. PATENT DOCUMENTS

D. 214,235	5/1969	Maiser	D8/382 X
D. 238,149	12/1975	Moheig	D8/382
D. 308,016	5/1990	Tritton et al.	D8/396 X
D. 342,668	12/1993	Rose et al.	D8/382 X

1 Claim, 3 Drawing Sheets



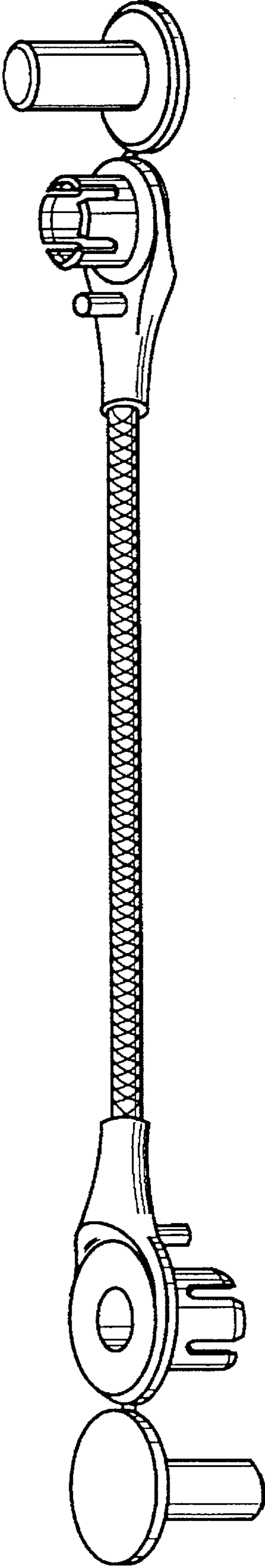


Fig. 1

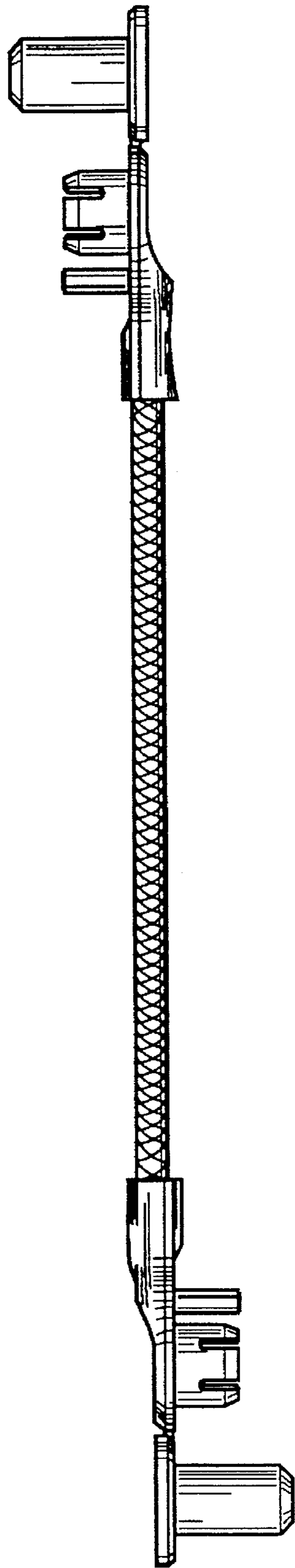


Fig. 2

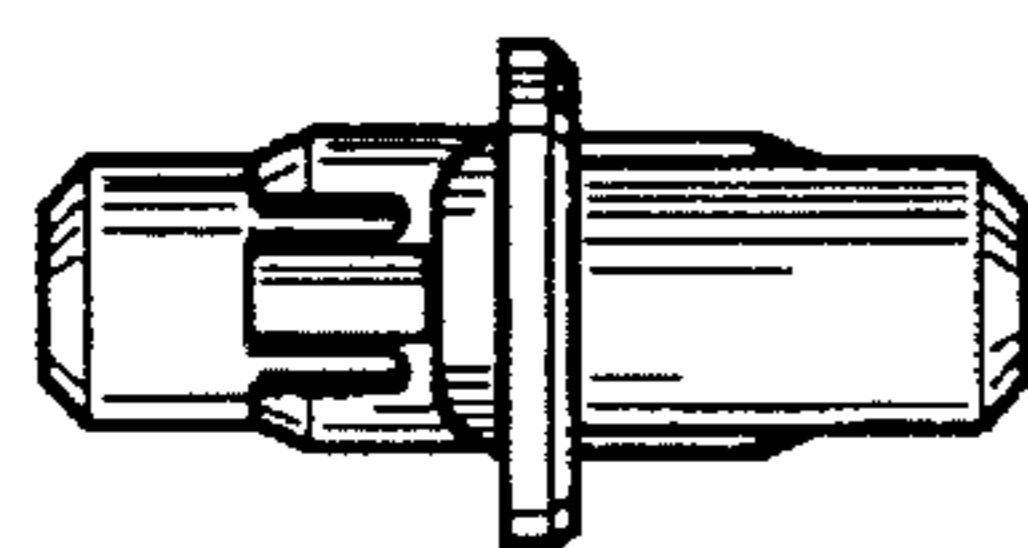


Fig. 3

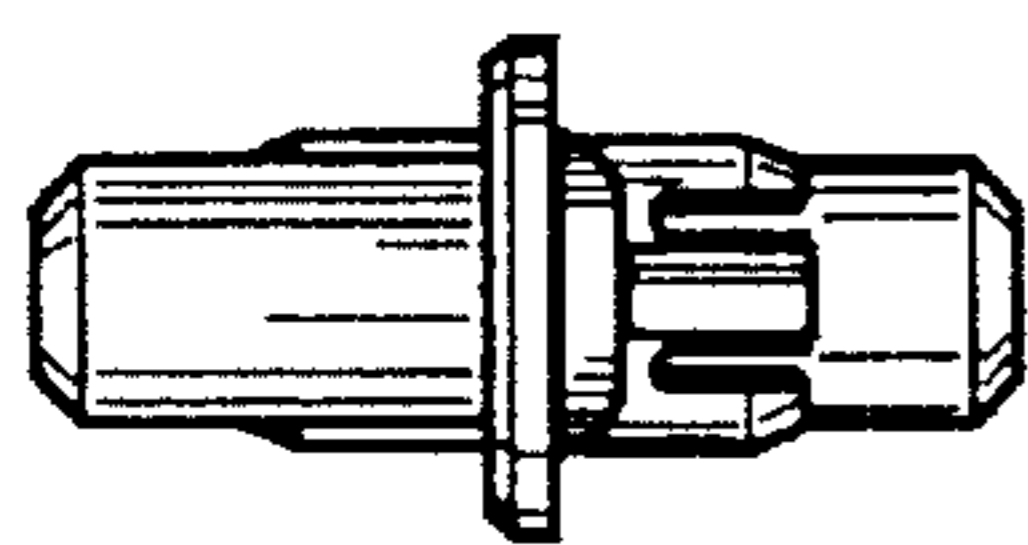


Fig. 4

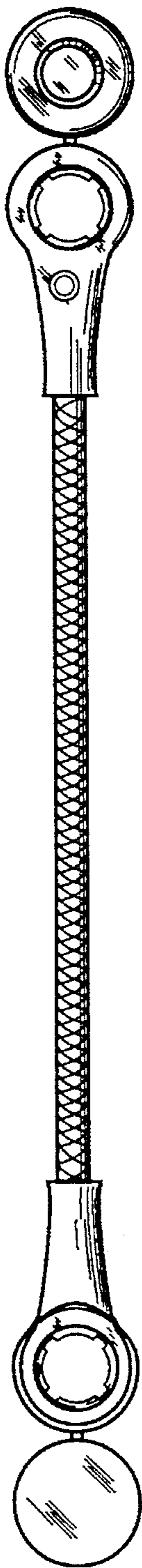


Fig. 5

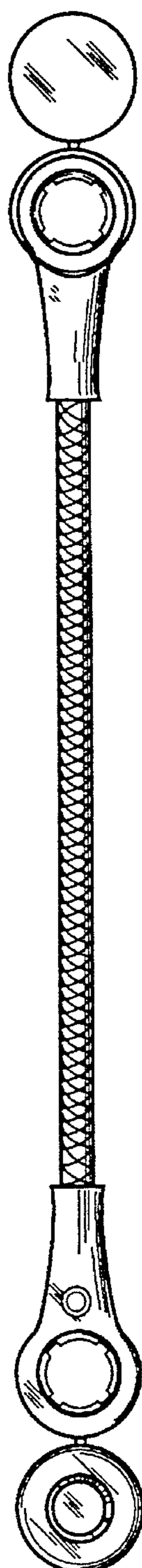


Fig. 6