



US00D369954S

United States Patent [19]
Otramba

[11] **Patent Number: Des. 369,954**

[45] **Date of Patent: **May 21, 1996**

[54] **ELECTRIC FENCE WIRE RETAINER**

D. 342,439 12/1993 Sachs D8/356

[76] Inventor: **David A. Otramba**, 17150 Newhope St., #601, Fountain Valley, Calif. 97708

Primary Examiner—James M. Gandy
Assistant Examiner—Holly Baynham
Attorney, Agent, or Firm—Georges A. Maxwell

[**] Term: **14 Years**

[57] **CLAIM**

[21] Appl. No.: **35,105**

The ornamental design for an electric fence wire retainer, as shown.

[22] Filed: **Feb. 21, 1995**

[52] U.S. Cl. **D8/356; D8/395**

[58] Field of Search D8/395, 371, 356, D8/396; 248/71, 74.1-74.4, 72; 174/65 R

DESCRIPTION

FIG. 1 is a top view of the design;
FIG. 2 is a bottom view of the design;
FIG. 3 is a view of one side and is a mirror opposite of the other side of the design; and,
FIG. 4 is a view of one end and is a mirror opposite of the other end of the design.

[56] **References Cited**

U.S. PATENT DOCUMENTS

D. 196,321	9/1963	Famely	D8/356
D. 240,501	7/1976	Carroll	D8/395
D. 241,313	9/1976	McLintock	D8/395 X
D. 334,411	3/1993	Kuroda	D8/395 X

1 Claim, 1 Drawing Sheet


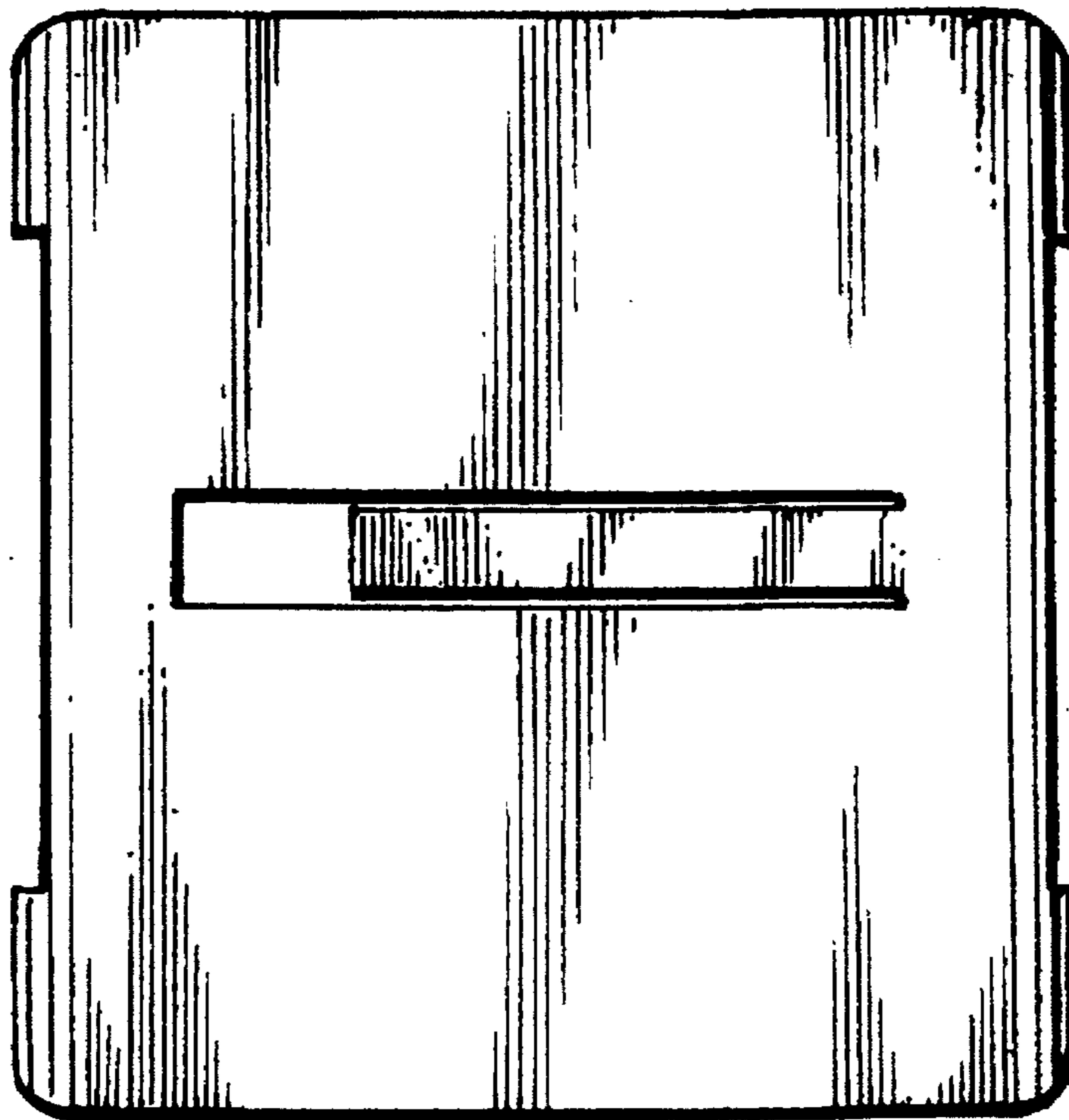


Fig. 1.

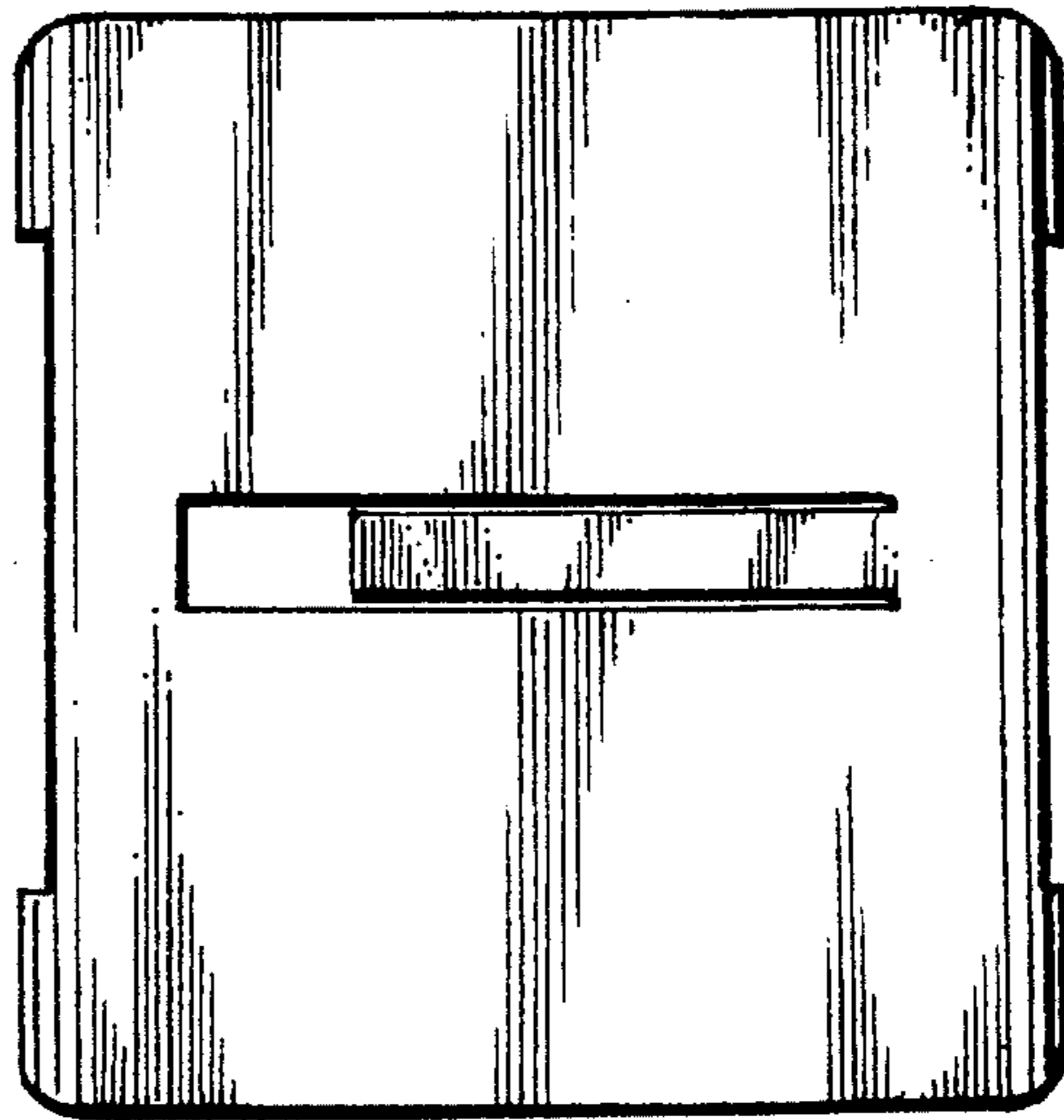


Fig. 2.

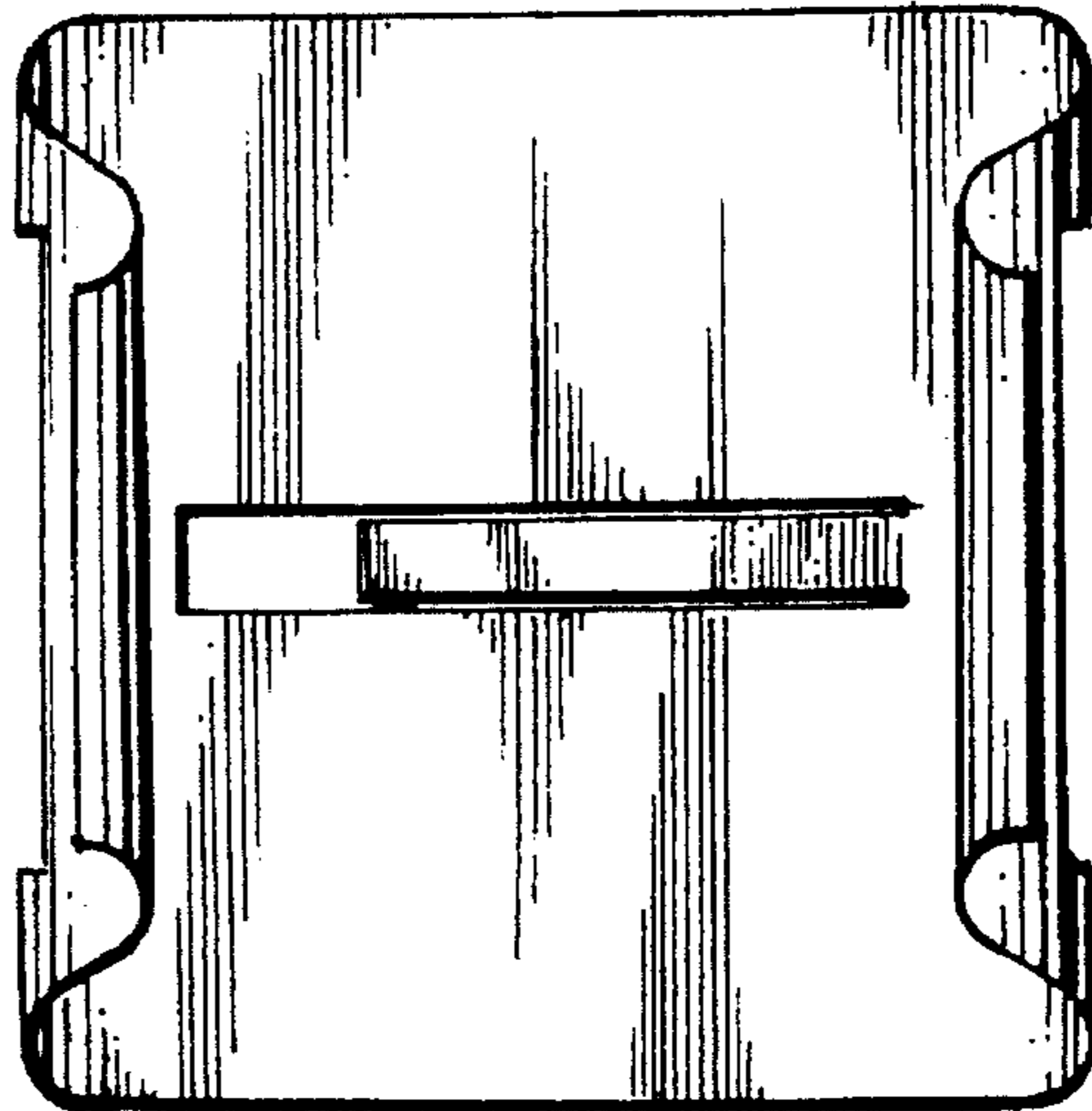


Fig. 3.




Fig. 4.

