



US00D369898S

# United States Patent [19]

[11] Patent Number: **Des. 369,898**

**Lozano**

[45] Date of Patent: **\*\*May 21, 1996**

[54] **SHOE UPPER**

[75] Inventor: **Sergi G. Lozano**, Beaverton, Oreg.

[73] Assignee: **Nike, Inc.**, Beaverton, Oreg.

[\*\*] Term: **14 Years**

[21] Appl. No.: **44,929**

[22] Filed: **Oct. 3, 1995**

[52] U.S. Cl. .... **D2/969; D2/916; D2/971**

[58] Field of Search ..... **D2/969, 916, 917, D2/971; 36/11.5, 94, 101**

2,297,595	9/1942	Weinstat .....	36/11.5
3,275,002	9/1966	Scholl .....	36/11.5
4,300,294	11/1981	Riecken .....	36/97
5,056,241	10/1991	Young .....	36/11.5

### OTHER PUBLICATIONS

NIKE Spring 1994 Footwear Catalog, p. 50, published Jun. 1993.

NIKE Fall 1995 Footwear Catalog, pp. 56-57, published Nov. 1994.

NIKE Spring 1996 Footwear Catalog, pp. 82-83, published Jun. 1995.

*Primary Examiner*—Doris V. Coles

*Attorney, Agent, or Firm*—Banner & Allegretti, Ltd.

### [56] References Cited

#### U.S. PATENT DOCUMENTS

D. 108,132	12/1937	Springer .	
D. 172,229	11/1953	Frederick .	
D. 253,138	10/1979	Foldes .....	D2/916
D. 319,339	8/1991	Stringham .	
D. 329,527	9/1992	Cohen .	
D. 335,209	5/1993	Avar .	
D. 345,245	3/1994	McDonald .....	D2/969
D. 346,271	4/1994	McDonald .....	D2/969
D. 347,309	5/1994	McDonald .....	D2/969
D. 348,352	6/1994	Johnson .....	D2/969
D. 349,601	8/1994	Buck, IV .....	D2/969
D. 351,713	10/1994	Smotrycz .....	D2/916
D. 353,038	12/1994	Morris et al. ....	D2/969
D. 353,483	12/1994	Bailey .....	D2/969
D. 361,653	9/1995	Schenone .....	D2/969
D. 362,110	9/1995	Preskar .....	D2/969
D. 362,746	10/1995	Morris et al. ....	D2/969
D. 363,158	10/1995	Matis et al. ....	D2/916
2,268,967	1/1942	Small .....	36/11.5

### [57] CLAIM

The ornamental design for a shoe upper, as shown and described.

### DESCRIPTION

FIG. 1 is a side elevational view of one side of shoe upper showing my new design;

FIG. 2 is a side elevational view of the other side of the shoe upper shown in FIG. 1;

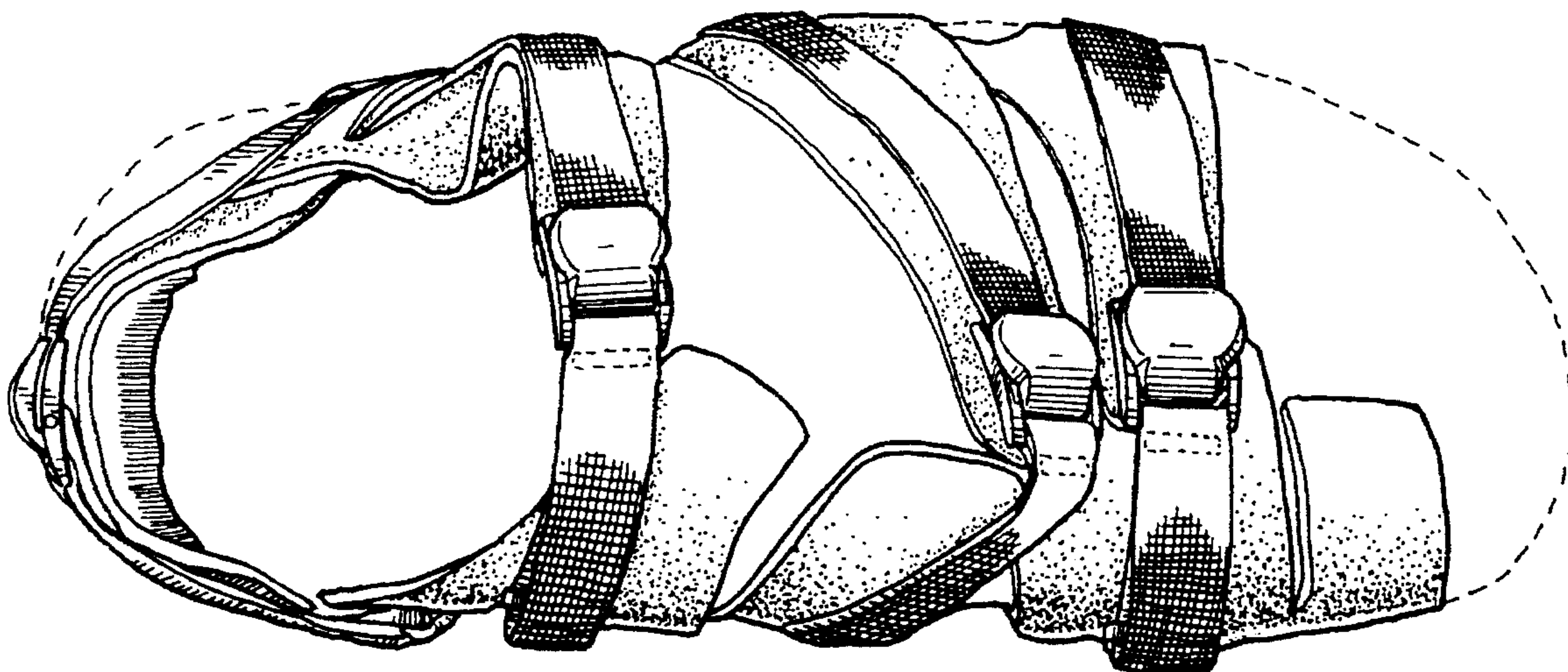
FIG. 3 is a front elevational view of the shoe upper shown in FIG. 1;

FIG. 4 is a rear elevational view of the shoe upper shown in FIG. 1; and,

FIG. 5 is a top plan view of the shoe upper shown in FIG. 1.

The broken line showing of a shoe sole is for illustrative purposes and forms no part of the claimed design.

**1 Claim, 3 Drawing Sheets**



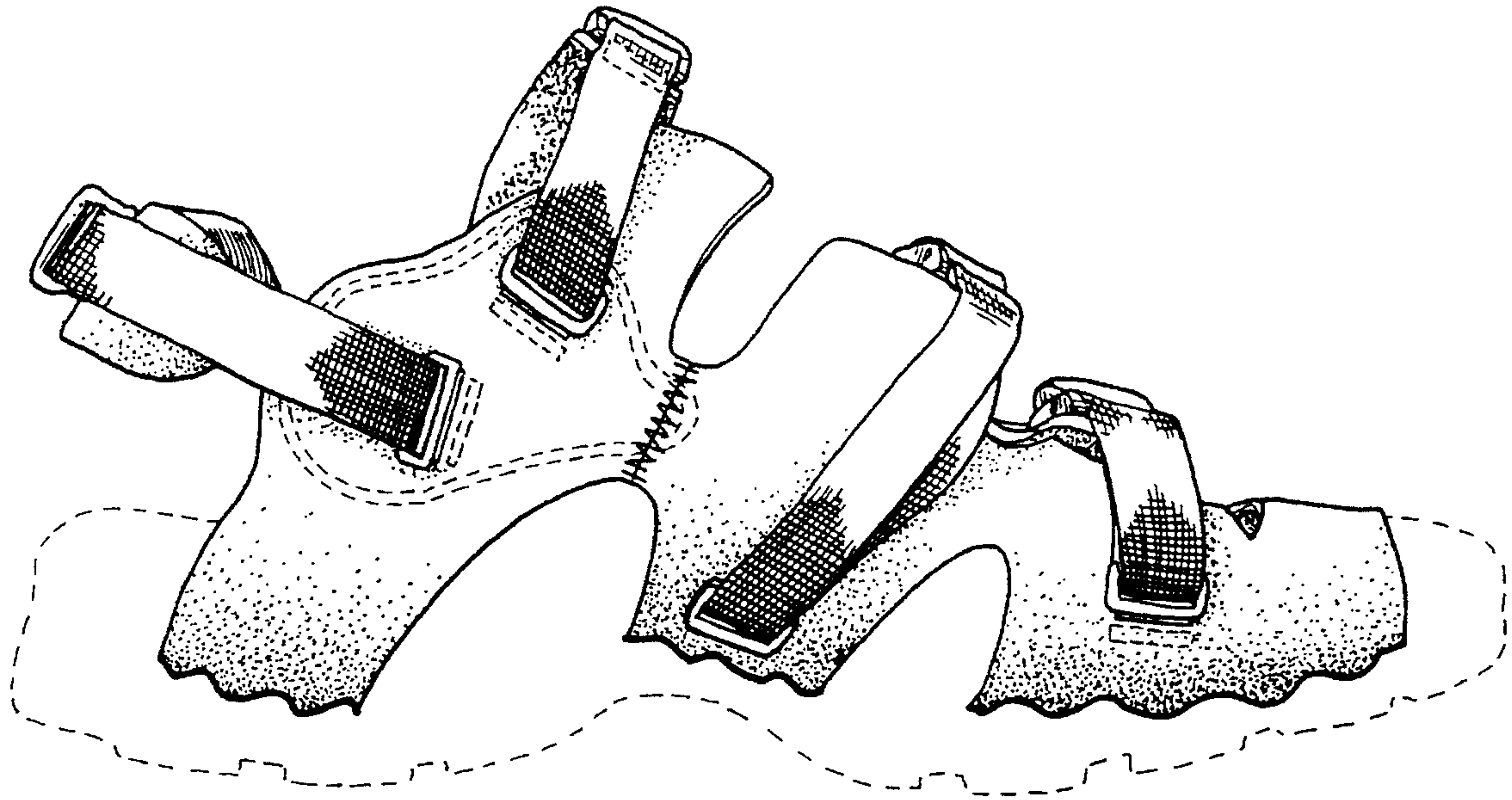


FIG. 1

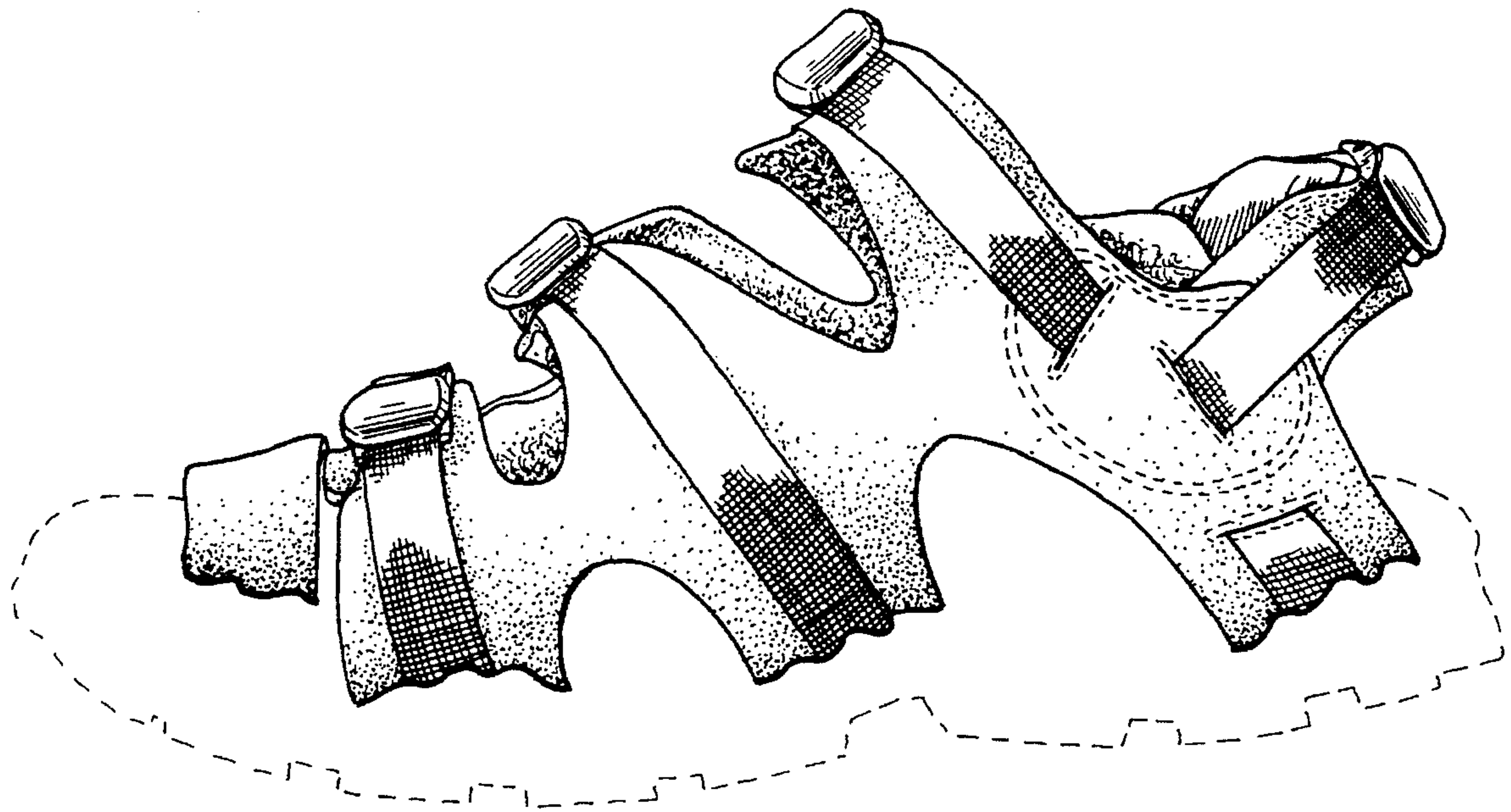


FIG. 2



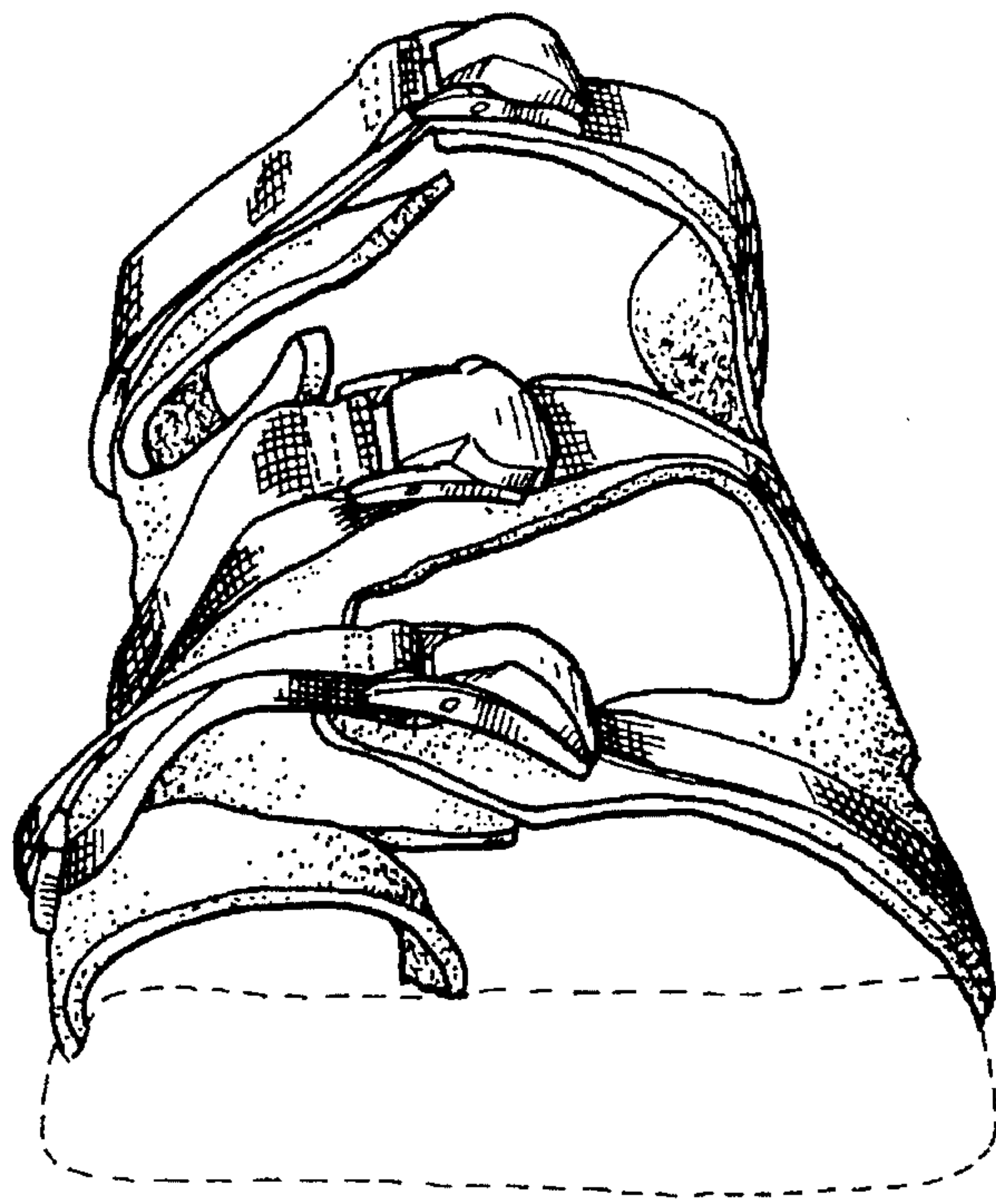


FIG. 3

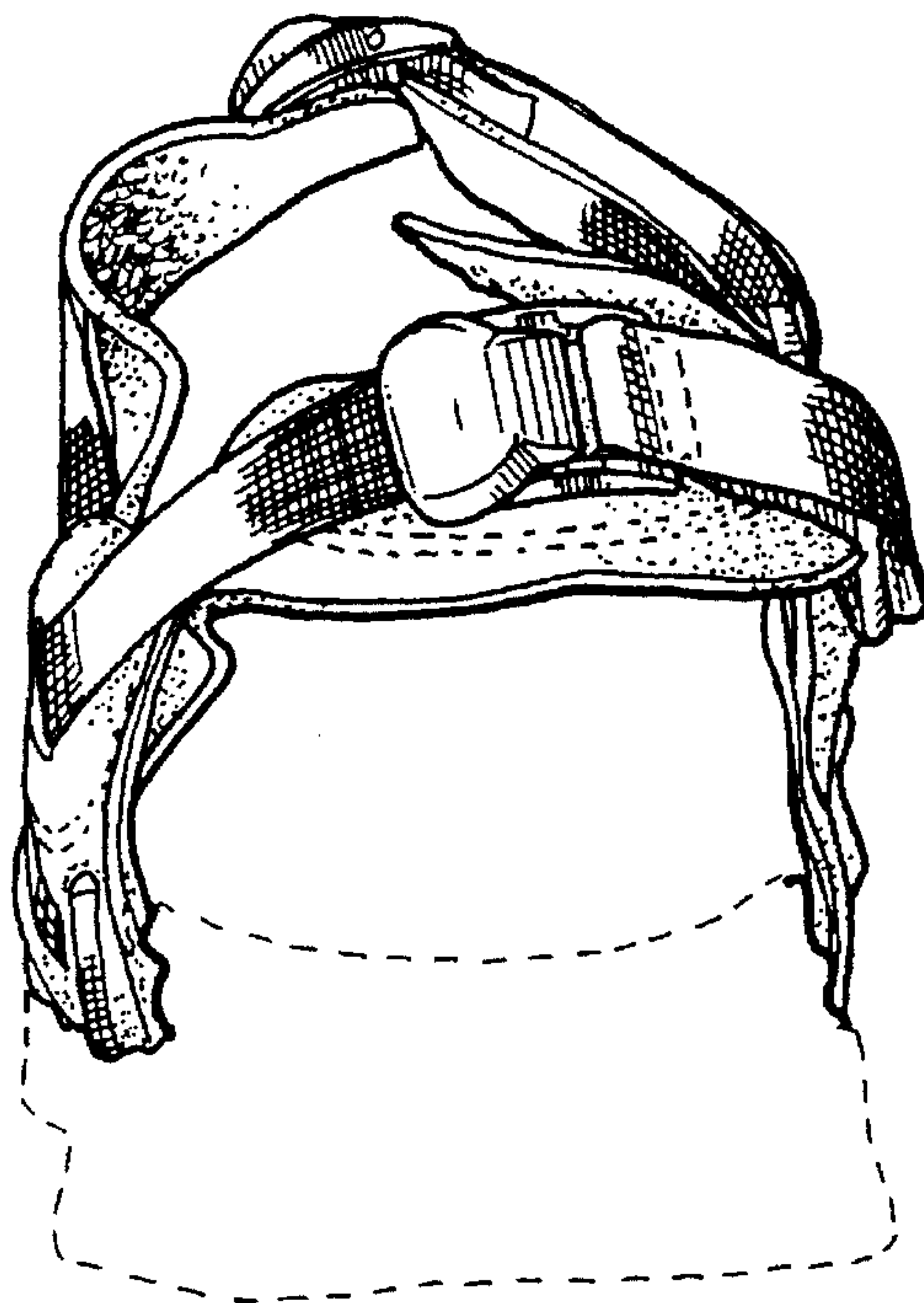


FIG. 4

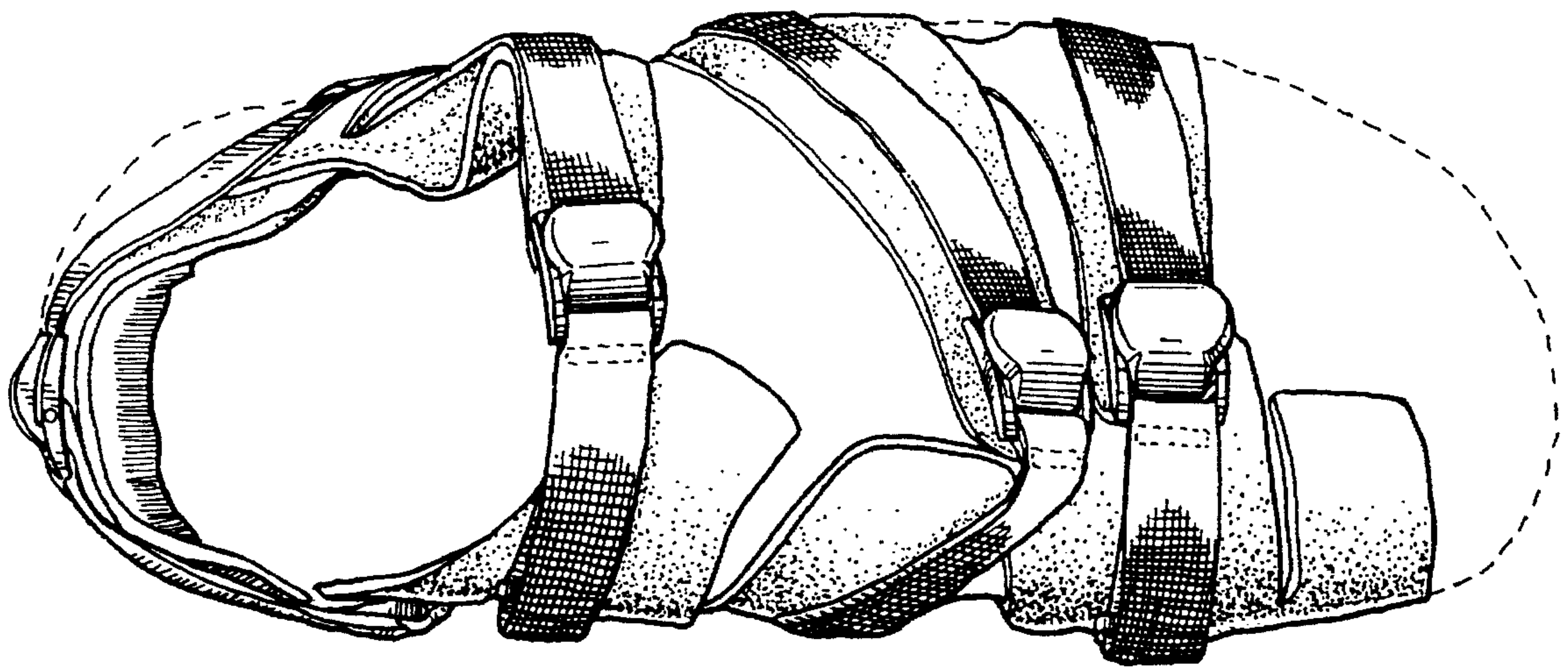


FIG. 5