



US00D369895S

**United States Patent** [19]  
**Finn**

[11] **Patent Number: Des. 369,895**

[45] **Date of Patent: \*\*May 21, 1996**

[54] **PORTION OF A SHOE SOLE**

[75] Inventor: **Norman H. Finn**, Newton, Mass.

[73] Assignee: **Am Asia International, Ltd.**,  
Burlington, Mass.

[\*\*] Term: **14 Years**

[21] Appl. No.: **25,317**

[22] Filed: **Jun. 29, 1994**

[52] U.S. Cl. .... **D2/959**; D2/949; D2/953;  
D2/960

[58] **Field of Search** ..... D2/902, 907, 908,  
D2/914, 916, 922, 927, 947, 950-960,  
970; 36/83, 84, 89, 102, 103, 104, 105,  
106, 107, 112, 113, 114, 115, 126, 127,  
128, 129, 130, 3 B, 22 R, 24.5, 25 R, 30 R,  
32 R, 59 R

[56] **References Cited**

**U.S. PATENT DOCUMENTS**

472,214	4/1892	Hall	36/103
2,211,057	8/1940	Duckoff	36/103
2,470,200	5/1949	Wallach	D2/950

**FOREIGN PATENT DOCUMENTS**

46959	4/1977	Japan	36/32 R
-------	--------	-------	---------

*Primary Examiner*—Celia Murphy

*Attorney, Agent, or Firm*—Fish & Neave; Jeffrey H. Ingerman

[57] **CLAIM**

The ornamental design for a portion of a shoe sole, as shown and described.

**DESCRIPTION**

FIG. 1 is a perspective view of a portion of a shoe sole showing my new design, the broken lines showing a shoe and remaining portion of sole throughout the views being for illustrative purposes only and forming no part of the claimed design;

FIG. 2 is a top plan view thereof;

FIG. 3 is a front elevational view thereof;

FIG. 4 is a right side elevational view thereof, the left side being a mirror image;

FIG. 5 is a rear elevational view thereof; and,

FIG. 6 is a bottom plan view thereof.

The broken-line showings of a rear portion of a sole in FIGS. 1-6 and of a shoe in FIGS. 1 and 4 are for illustrative purposes only and form no part of the claimed design.

**1 Claim, 4 Drawing Sheets**

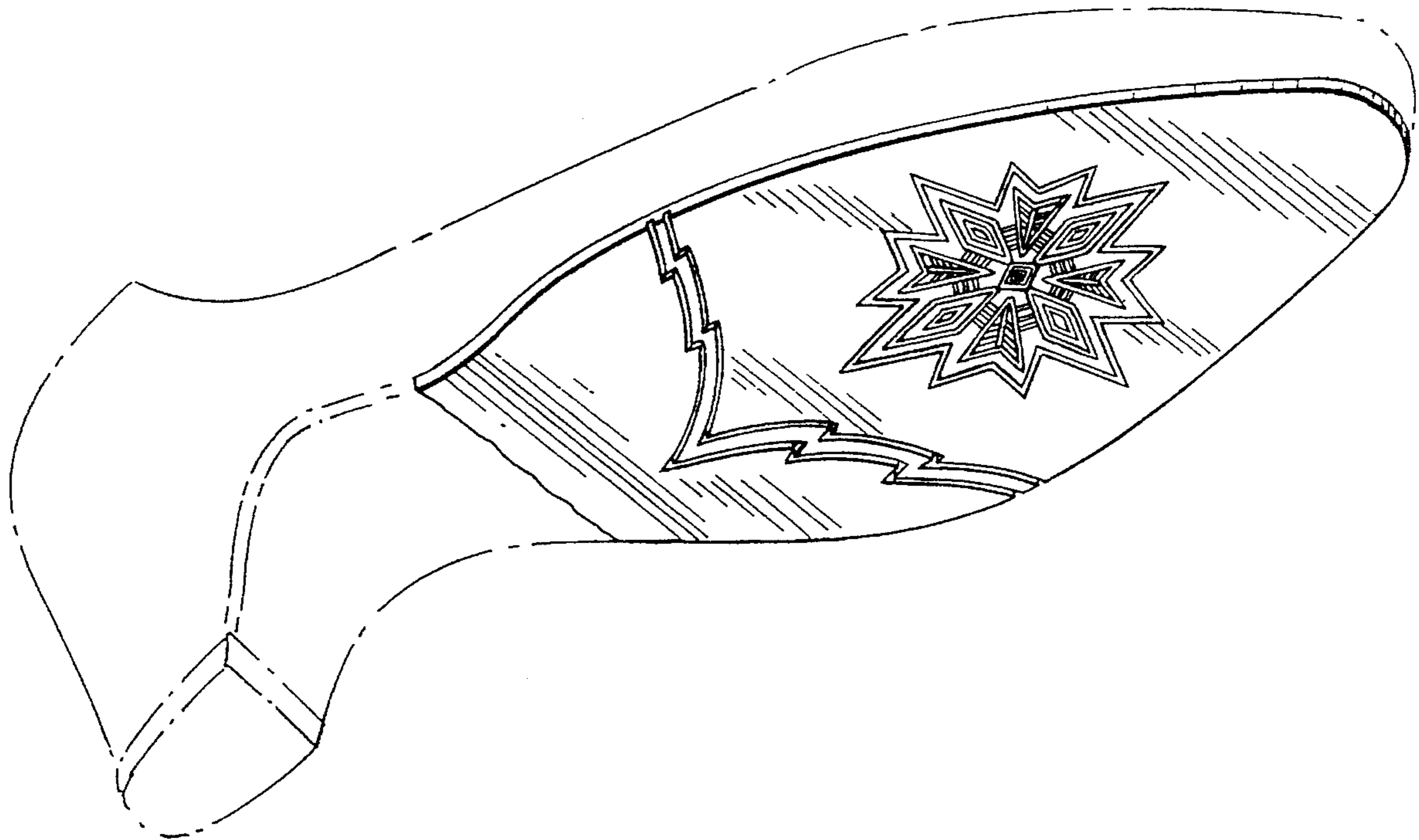



FIG. 1



*FIG. 2*

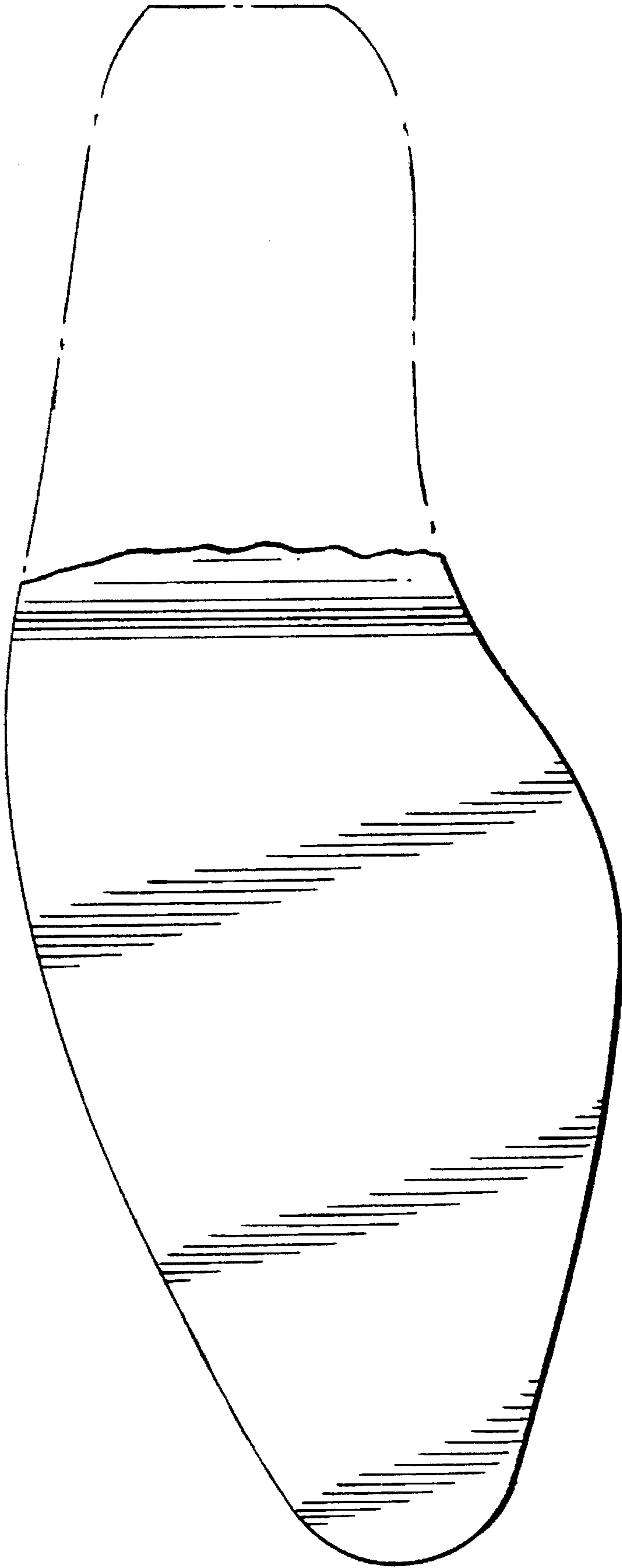


FIG.3

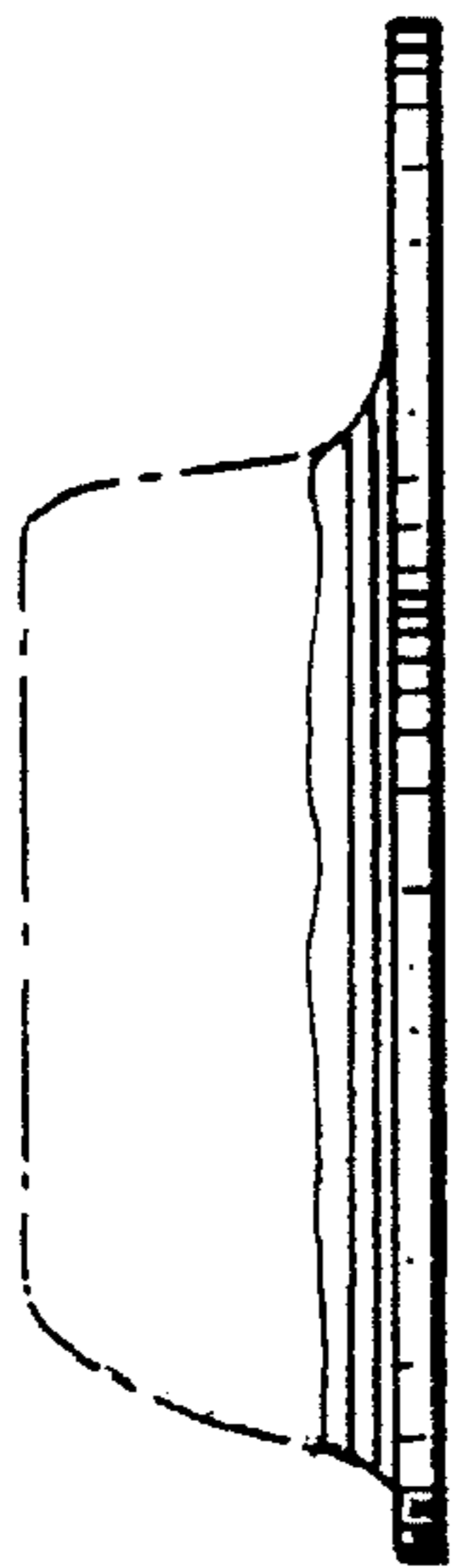


FIG.4

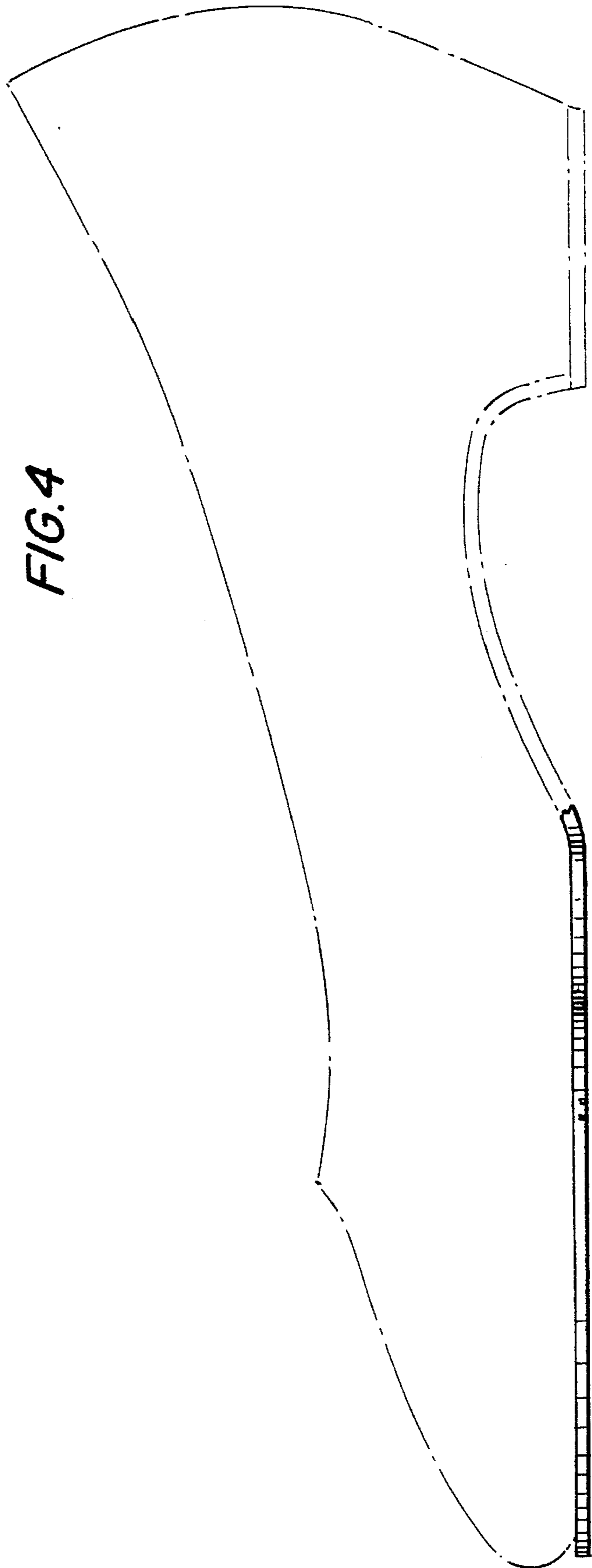


FIG. 5




FIG. 6

