



US00D369893S

**United States Patent** [19]  
**Thrussell**

[11] **Patent Number: Des. 369,893**

[45] **Date of Patent: \*\*May 21, 1996**

[54] **WRIST BAND**

597852 4/1978 Switzerland .  
84/03422 9/1984 WIPO .

[76] Inventor: **Richard S. Thrussell**, 1633 West 8th Ave., Vancouver, Canada, V6J 1R3

[\*\*] Term: **14 Years**

*Primary Examiner*—Prabhakar G. Deshmukh  
*Assistant Examiner*—Paula Mortimer  
*Attorney, Agent, or Firm*—Richard C. Litman

[21] Appl. No.: **36,958**

[57] **CLAIM**

[22] Filed: **Mar. 31, 1995**

The ornamental design for a wrist band, as shown and described.

[52] U.S. Cl. .... **D2/612; D29/120**

[58] **Field of Search** ..... D2/610, 612; D29/113, D29/117, 120; 2/16, 62, 22, 181, DIG. 11; 602/62, 63, 64, 65; D24/189, 190; 128/878

**DESCRIPTION**

[56] **References Cited**

**U.S. PATENT DOCUMENTS**

D. 290,766	7/1987	Pierce, Jr. ....	D29/120
D. 335,023	4/1993	Hutcheson .....	D2/612
3,256,882	6/1966	Huber .....	2/16 X
3,529,601	9/1970	Kirkland .	
4,204,534	5/1980	Leary .....	D29/120 X
4,719,876	1/1988	Wilken .	
4,896,378	1/1990	Campana .	
4,977,625	12/1990	Charters, III .	
5,033,122	7/1991	Smith .	
5,119,513	6/1992	McKay .	
5,329,638	7/1994	Hansen et al. .	

FIG. 1 is an enlarged scale perspective view of a wrist band in use and showing my new design;  
FIG. 2 is a top view thereof;  
FIG. 3 is a right side elevational view thereof;  
FIG. 4 is a left side elevational view thereof;  
FIG. 5 is a bottom view thereof;  
FIG. 6 is a front elevational view thereof; and,  
FIG. 7 is a rear elevational view thereof.

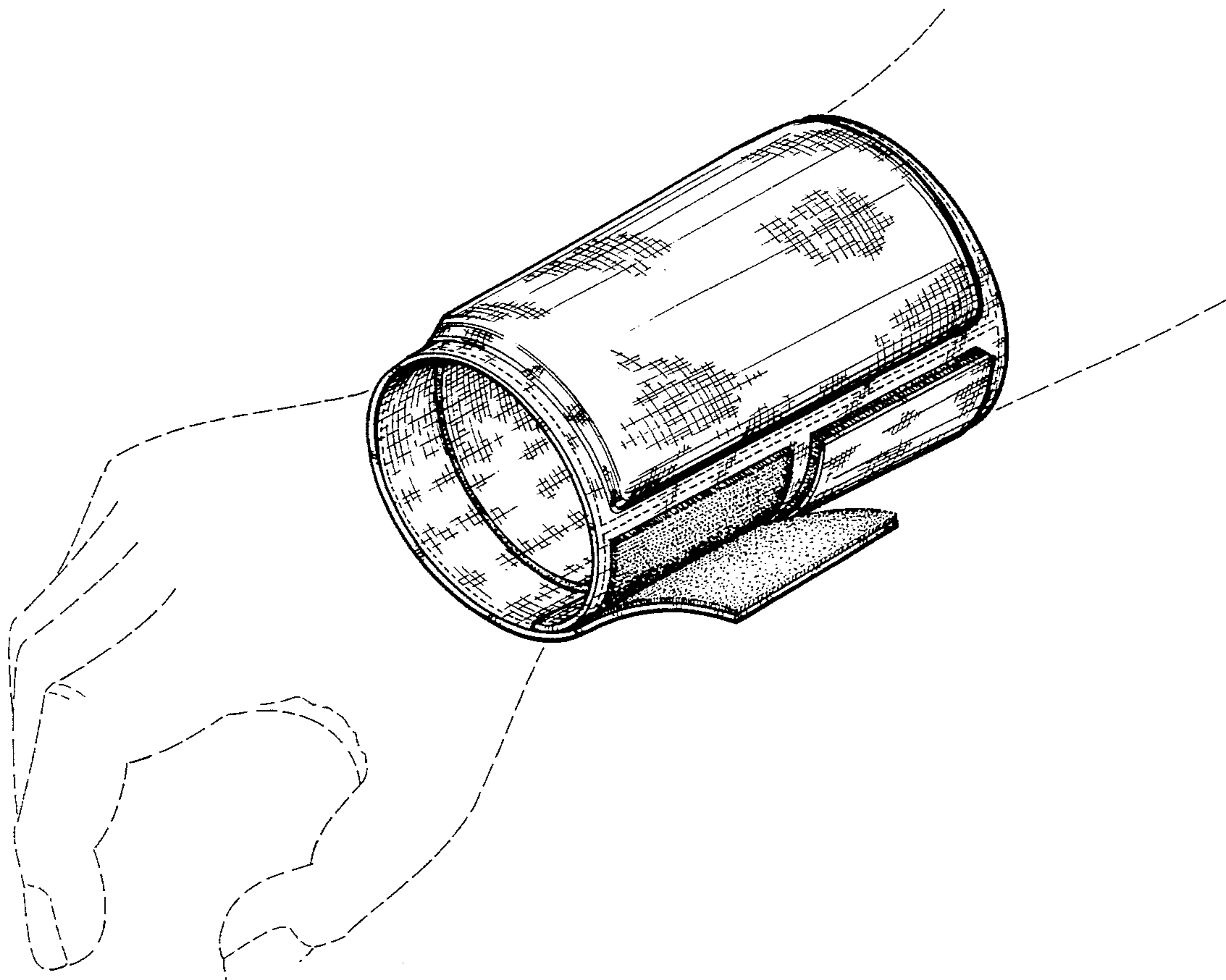
The dashed lines in FIG. 1, 2, and 5 represent conventional stitching.

The broken line showing of an arm on which the wrist band is worn in FIG. 1 is for illustrative purposes only and forms no part of the claimed design.

**FOREIGN PATENT DOCUMENTS**

2041278 10/1992 Canada .

**1 Claim, 3 Drawing Sheets**



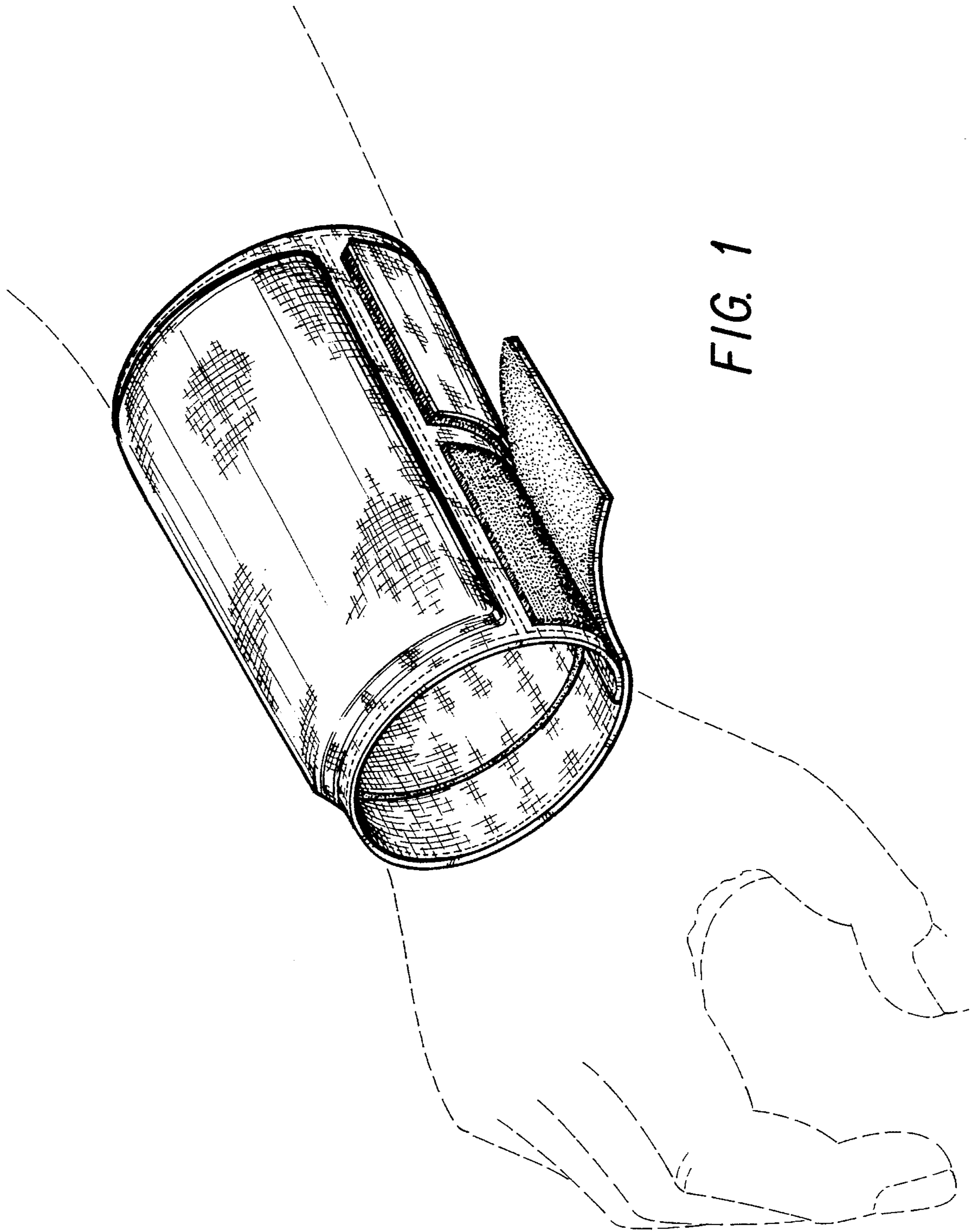


FIG. 1

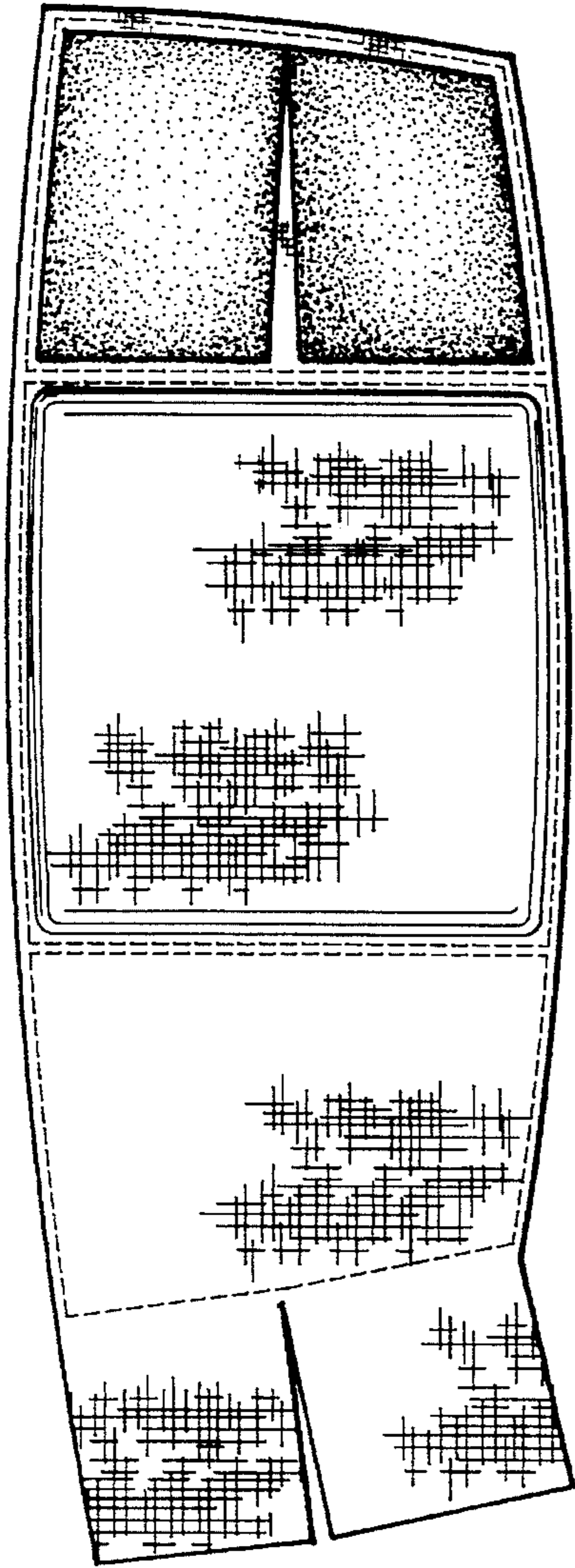


FIG. 2

FIG. 4

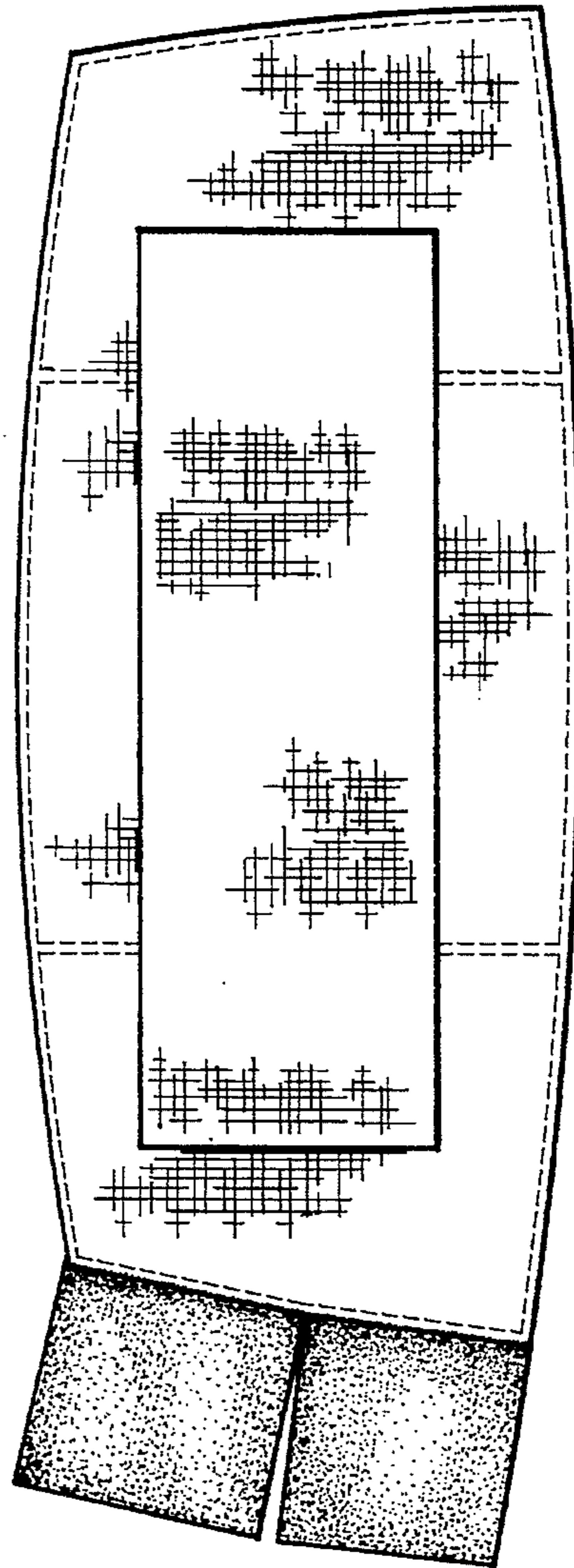


FIG. 5

FIG. 3





FIG. 6



FIG. 7