



US00D369886S

**United States Patent** [19]  
**McCollum**

[11] **Patent Number: Des. 369,886**  
[45] **Date of Patent: \*\*May 14, 1996**

[54] **ICE SCRAPER**

[76] Inventor: **Brent A. McCollum**, 11342 Esselburn Rd., Apt.-B, Lakeville, Ohio 44638

[\*\*] Term: **14 Years**

[21] Appl. No.: **39,513**

[22] Filed: **May 30, 1995**

[52] U.S. Cl. .... **D32/46; D7/688**

[58] Field of Search ..... D32/40, 42, 43, D32/46, 49; D7/688, 696, 693; 15/236.01, 236.02, 236.03-09, 245, 245 .1; 30/169

[56] **References Cited**

**U.S. PATENT DOCUMENTS**

D. 32,484	4/1900	Bowles	.....	D32/46
D. 269,944	8/1983	Young	.....	D32/40 X
D. 280,247	8/1985	Jones	.....	D32/41
D. 285,014	8/1986	Maciel	.....	D32/46
D. 302,880	8/1989	Terry	.....	D32/40 X
D. 352,432	1/1994	Monroe	.....	D32/41 X

D. 357,563	4/1995	Yosbikian	.....	D32/41
2,410,420	11/1946	Bennett	.....	15/230.01
3,676,888	7/1972	Akers	.....	15/245
4,097,951	7/1978	Hurt	.....	15/245 X
5,321,868	6/1994	Coulson et al.	.....	15/245.1

*Primary Examiner*—A. Hugo Word  
*Assistant Examiner*—Cynthia E. Ramirez


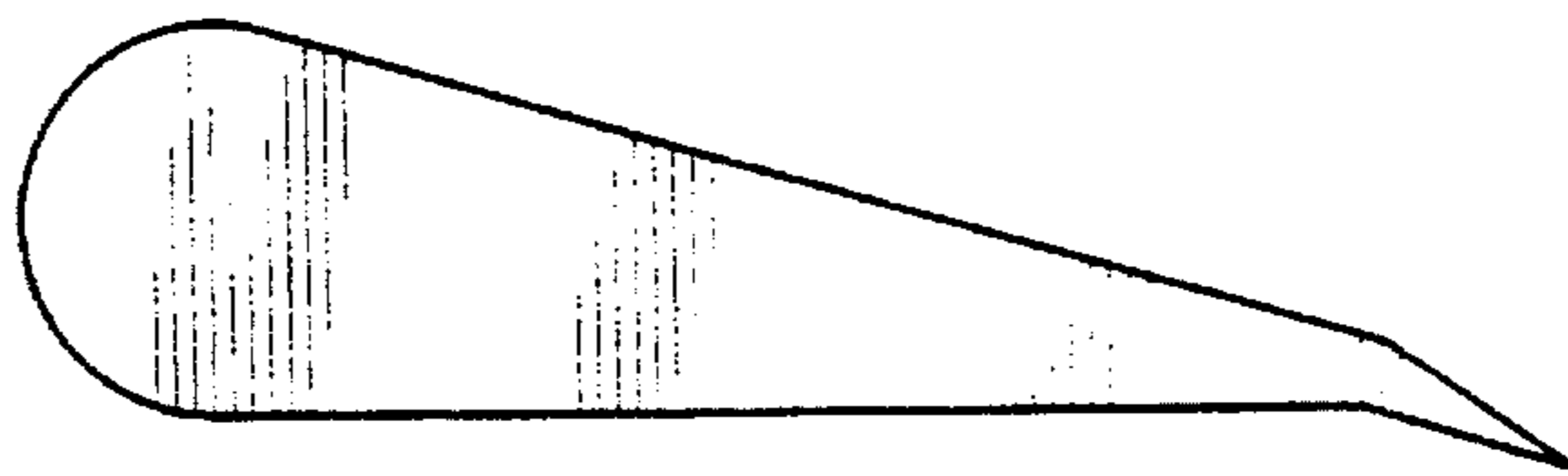

[57] **CLAIM**

The ornamental design for a ice scraper, as shown and described.


**DESCRIPTION**

FIG. 1 is a front elevational view of the ice scraper showing my new design;  
FIG. 2 is a rear elevational view thereof;  
FIG. 3 is a right view thereof;  
FIG. 4 is a left view thereof;  
FIG. 5 is a top plan view thereof; and,  
FIG. 6 is a bottom plan view thereof.


**1 Claim, 3 Drawing Sheets**



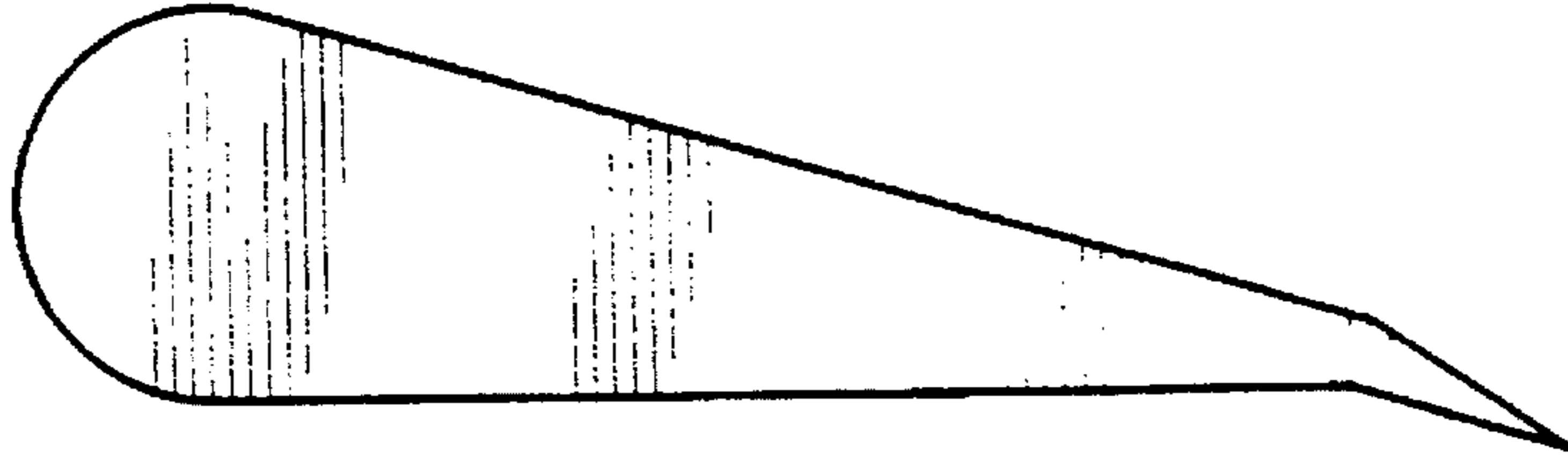
*FIG. 1*



*FIG. 2*



*FIG. 3*



*FIG. 4*

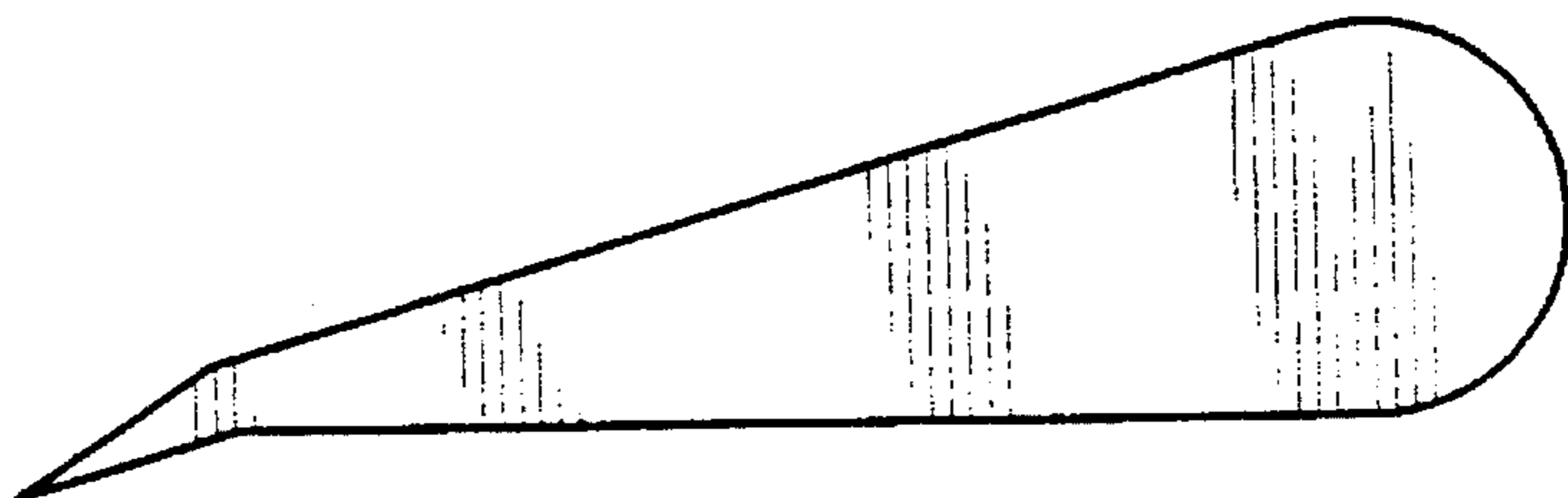


FIG. 5




FIG. 6

