



US00D369836S

United States Patent [19]

Mazzio

[11] Patent Number: Des. 369,836

[45] Date of Patent: **May 14, 1996

[54] SET OF BINGO CHIPS

[76] Inventor: **Melissa Mazzio**, P.O. Box 384,
Congers, N.Y. 10920

[**] Term: **14 Years**

[21] Appl. No.: **694,026**

[22] Filed: **May 1, 1991**

[52] U.S. Cl. **D21/51**

[58] Field of Search D21/14-36, 51;
273/236-285, 288

[56] **References Cited**

U.S. PATENT DOCUMENTS

390,702	10/1888	Pflueger	D21/51
2,073,551	3/1937	Crasnoff	D21/51
2,614,842	10/1952	Rice	273/261
3,215,435	11/1965	Rheingruter	273/249
3,464,124	9/1969	Lynd	273/288
4,150,828	4/1979	Marchese	273/260

OTHER PUBLICATIONS

Games & Puzzles p. 23, Synchro Game Pieces.

Primary Examiner—Sandra L. Morris

Attorney, Agent, or Firm—Furgang & Milde

[57] **CLAIM**

The ornamental design for a set of bingo chips, as shown and described.

DESCRIPTION

FIG. 1 is a bottom view of the first chip in the set of bingo chips, showing my new design;
 FIG. 2 is an edge view thereof;
 FIG. 3 is a top view thereof;
 FIG. 4 is a bottom view of another design;
 FIG. 5 is an edge view thereof;
 FIG. 6 is a top view thereof;
 FIG. 7 is another edge view thereof;
 FIG. 8 is a third edge view thereof;
 FIG. 9 is a bottom view of another design;
 FIG. 10 is an edge view thereof;
 FIG. 11 is a top view thereof;
 FIG. 12 is another edge view thereof;
 FIG. 13 is a third edge view thereof;
 FIG. 14 is the bottom view of a chip;
 FIG. 15 is an edge view thereof;
 FIG. 16 is a top view thereof;
 FIG. 17 is another edge view thereof; and,
 FIG. 18 is a third edge view thereof.

1 Claim, 1 Drawing Sheet





FIG. 1



FIG. 2



FIG. 3



FIG. 4



FIG. 5



FIG. 6



FIG. 7



FIG. 8



FIG. 9



FIG. 10



FIG. 11



FIG. 12



FIG. 13



FIG. 14



FIG. 15



FIG. 16




FIG. 17



FIG. 18

