



US00D369833S

United States Patent [19]

[11] Patent Number: **Des. 369,833**

Egan et al.

[45] Date of Patent: ****May 14, 1996**

[54] **DISPLAY BOARD**

D. 275,579	9/1984	Brown et al.	D20/10
D. 319,667	9/1991	Gray	D20/10
D. 336,928	6/1993	Sandy	D20/10

[75] Inventors: **James Egan**, Gormley; **James Long**, Bolton; **Jonathan Crinion**, Toronto, all of Canada

Primary Examiner—Marcus A. Jackson
Attorney, Agent, or Firm—Bereskin & Parr; Philip Mendes da Costa

[73] Assignee: **Egan Visual Inc.**, Woodbridge, Canada

[**] Term: **14 Years**

[57] **CLAIM**

[21] Appl. No.: **36,286**

The ornamental design for a display board, as shown and described.

[22] Filed: **Mar. 16, 1995**

[52] U.S. Cl. **D20/10**

[58] **Field of Search** D20/10, 39, 40, D20/41, 42, 99; 40/584, 606, 607, 124, 124.1; 248/127, 166, 163.1

DESCRIPTION


FIG. 1 is a prospective view from the front and to one side of the display board;
FIG. 2 is a top plan view of the display board of FIG. 1;
FIG. 3 is a front plan view of the display board of FIG. 1;
FIG. 4 is a right side elevational view thereof, with the opposite side being a mirror image; and,
FIG. 5 is a rear plan view of a display board of FIG. 1.

[56] **References Cited**

U.S. PATENT DOCUMENTS

D. 211,843	7/1968	Bodkins	D20/10
D. 234,231	1/1975	Alfonso	D20/10
D. 260,780	9/1981	Maya et al.	D20/10

1 Claim, 2 Drawing Sheets



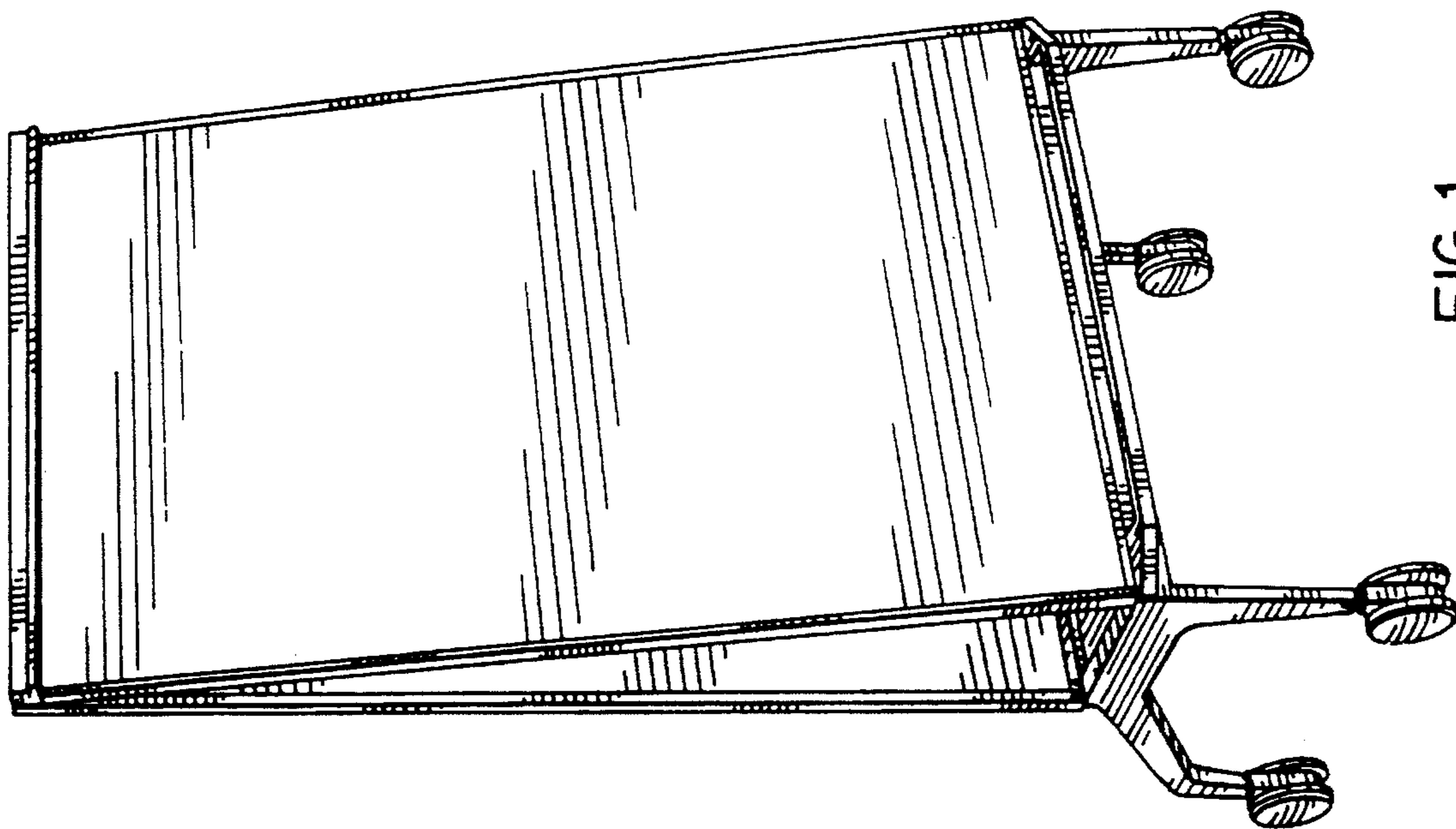


FIG. 1




FIG. 2

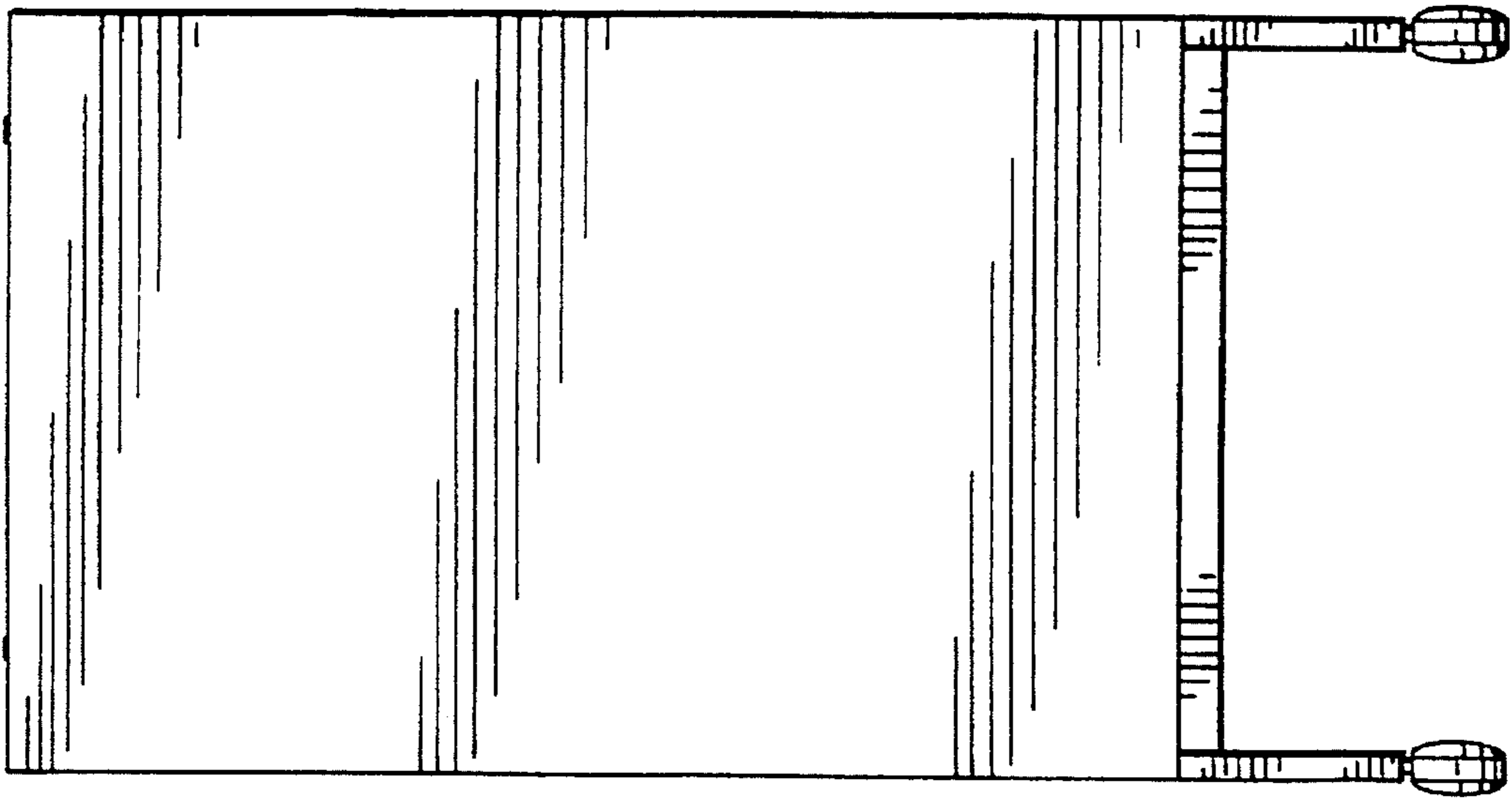


FIG. 3

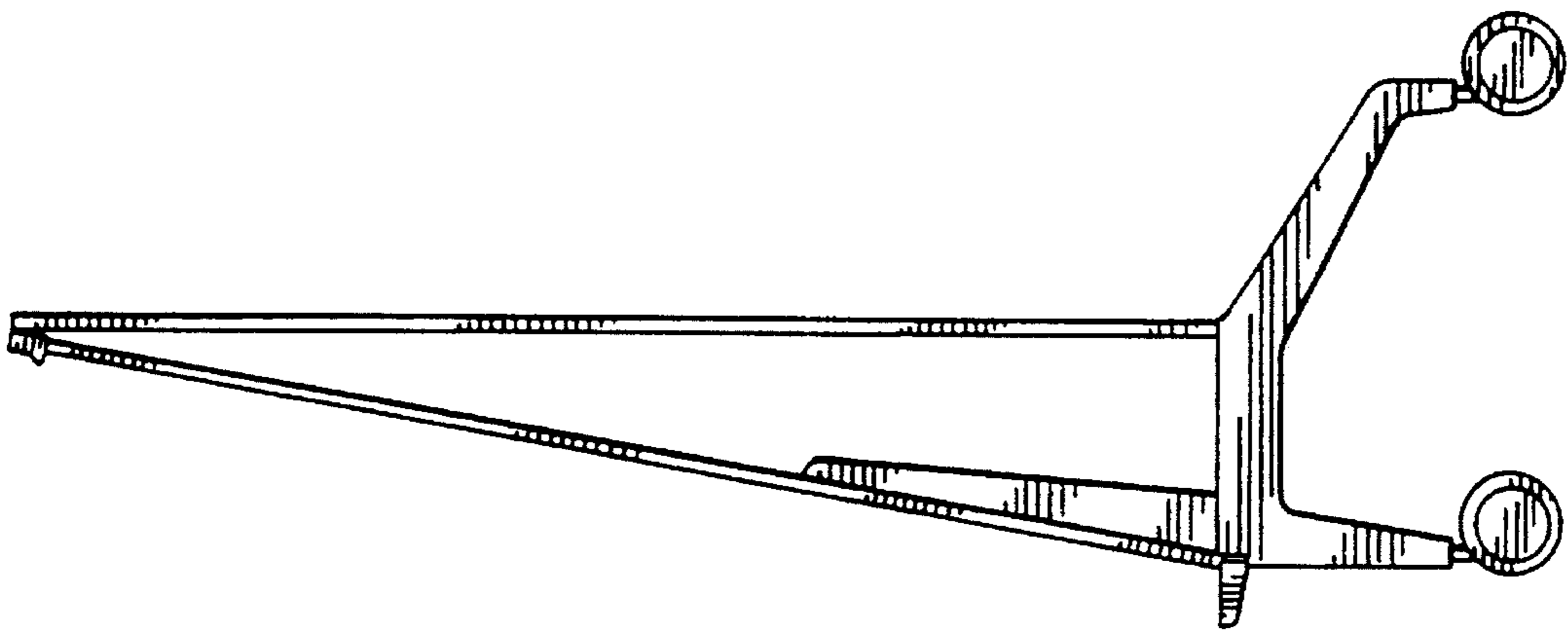


FIG. 4




FIG. 5