



US00D369825S

United States Patent [19]

Yatabe et al.

[11] Patent Number: **Des. 369,825**

[45] Date of Patent: ****May 14, 1996**

[54] VIDEO PRINTER

[75] Inventors: **Takashi Yatabe**, Higashimurayama;
Atsushi Shigemura, Tokyo, both of
Japan

[73] Assignee: **Casio Computer Co., Ltd.**, Tokyo,
Japan

[**] Term: **14 Years**

[21] Appl. No.: **26,228**

[22] Filed: **Jul. 22, 1994**

[30] Foreign Application Priority Data

Feb. 14, 1994 [JP] Japan 6-3308

[52] U.S. Cl. **D18/50**; D18/36

[58] Field of Search D18/50, 54-55,
D18/36-38; 400/690-694, 690.1-690.4,
613, 613.1-613.4; D14/118; 346/145

[56] References Cited

U.S. PATENT DOCUMENTS

D. 215,037	8/1969	Clark et al.	D18/36
D. 318,871	8/1991	Takeda et al.	D18/36
D. 322,275	12/1991	Takeda et al.	D18/50
D. 323,346	1/1992	Yoshitani et al.	D18/36
D. 327,905	7/1992	Kamijima et al.	D18/36
D. 334,022	3/1993	Byun	D18/50
D. 334,402	3/1993	Matsumoto et al.	D18/50
D. 341,585	11/1993	Tu	D14/118
D. 343,411	1/1994	Chen	D18/50
D. 358,414	5/1995	Takeda	D18/50
D. 360,194	7/1995	Shudo	D18/50

FOREIGN PATENT DOCUMENTS

659128	5/1985	Japan	D18/50
705465	2/1987	Japan	D18/50

OTHER PUBLICATIONS

Video; Dec. 1987; p. 69 Luma's Video Telephone Printer.
Washington Post Newspaper Weekend Supplement; Apr. 16,
1993; Panasonic Color Video Printer Advertisement.
NEC PC-CD101 brochure; May 1987.
ICON Review Catalog; p. 33; Thunderscan 4.0 Printer.
Popular Science; Nov. 1987; p. 56; Hitachi Color Video
Printer.
Sony brochure; Cover photo of Color Video Printer
CVP-M3.

Primary Examiner—Cathy Anne MacCormac
Attorney, Agent, or Firm—Frishauf, Holtz, Goodman,
Langer & Chick

[57] CLAIM

The ornamental design for a video printer, as shown.

DESCRIPTION

FIG. 1 is a front elevational view of a video printer showing
our new design;
FIG. 2 is a top plan view thereof;
FIG. 3 is a right side elevational view thereof;
FIG. 4 is a left side elevational view thereof;
FIG. 5 is a bottom plan view thereof;
FIG. 6 is a rear elevational view thereof; and,
FIG. 7 is a perspective view thereof.

1 Claim, 2 Drawing Sheets




FIG. 2

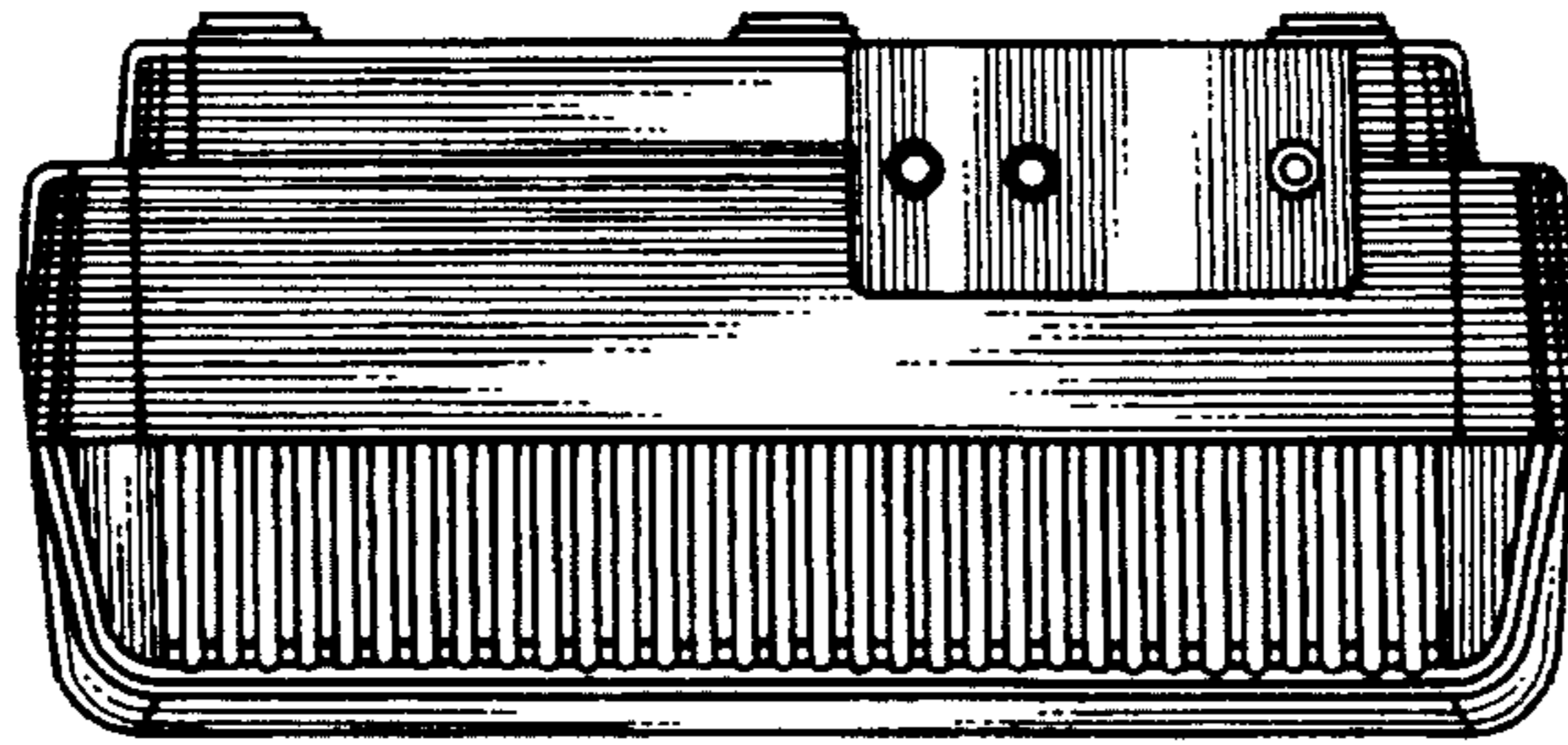


FIG. 4

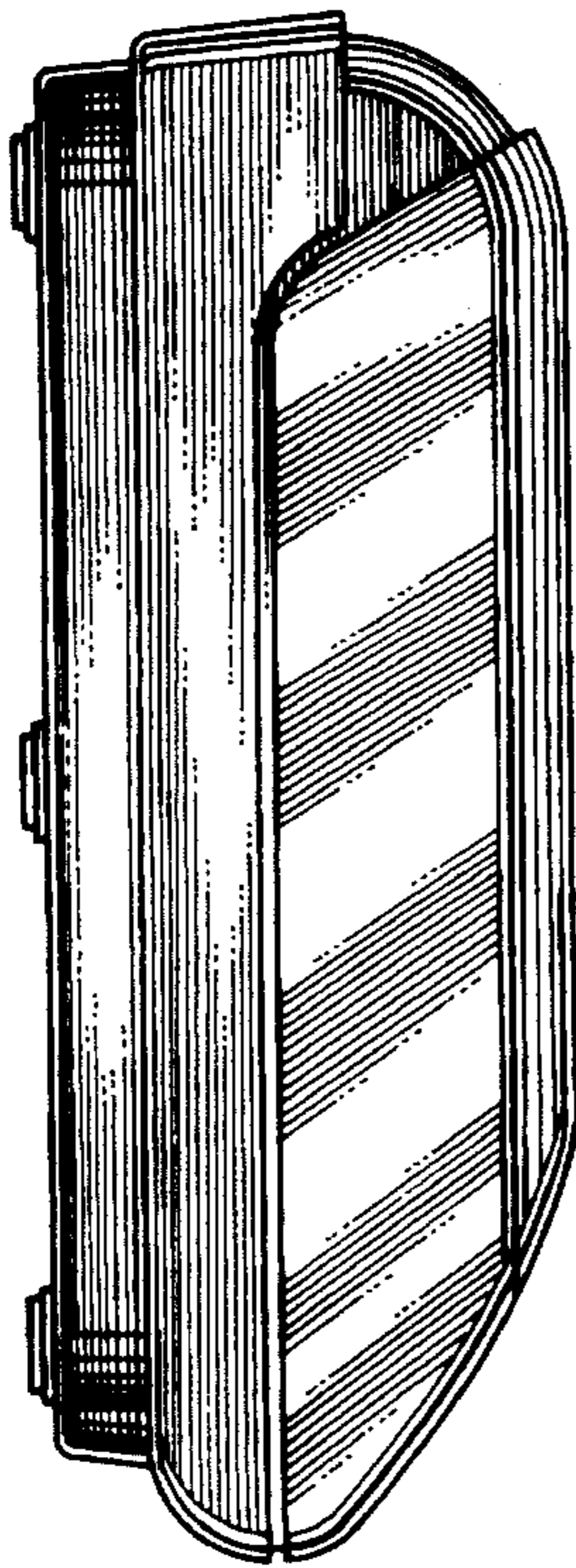


FIG. 1




FIG. 3

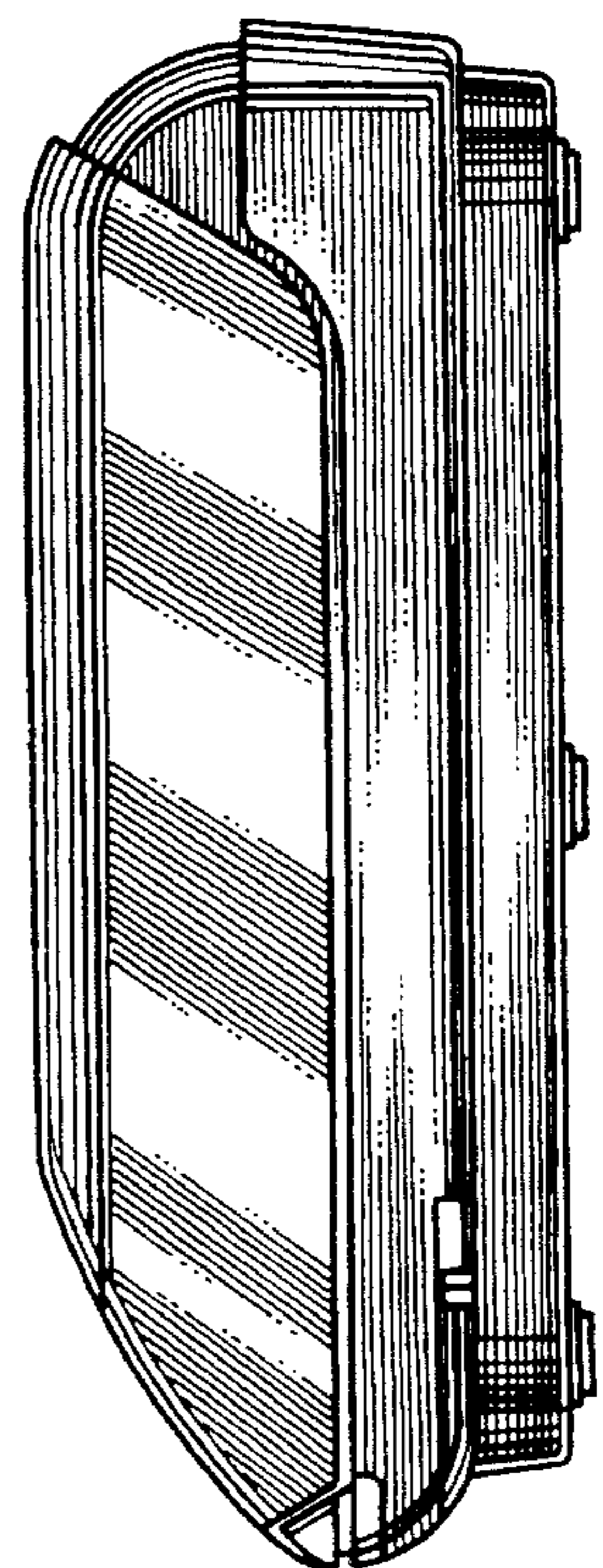
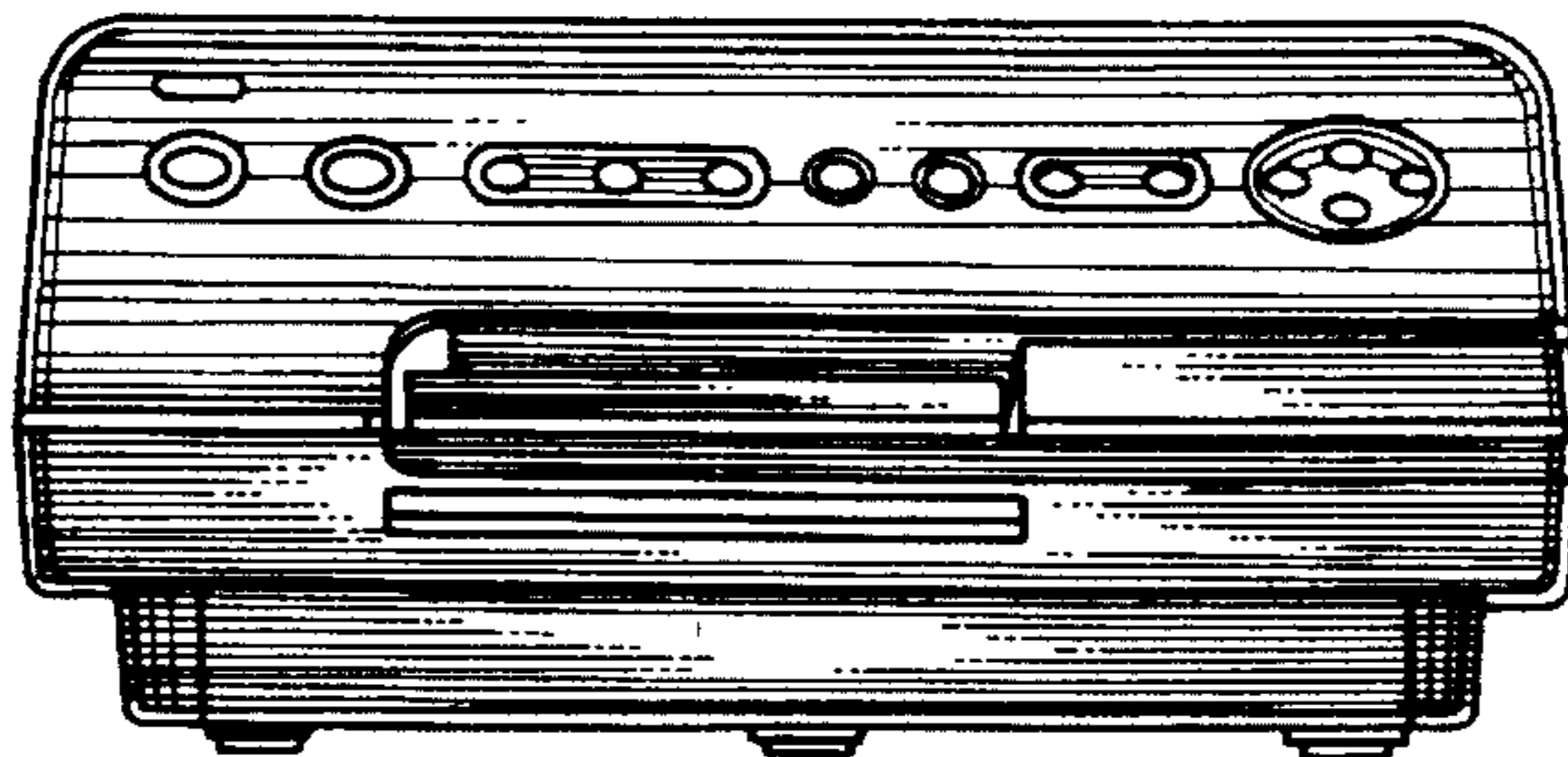


FIG. 5



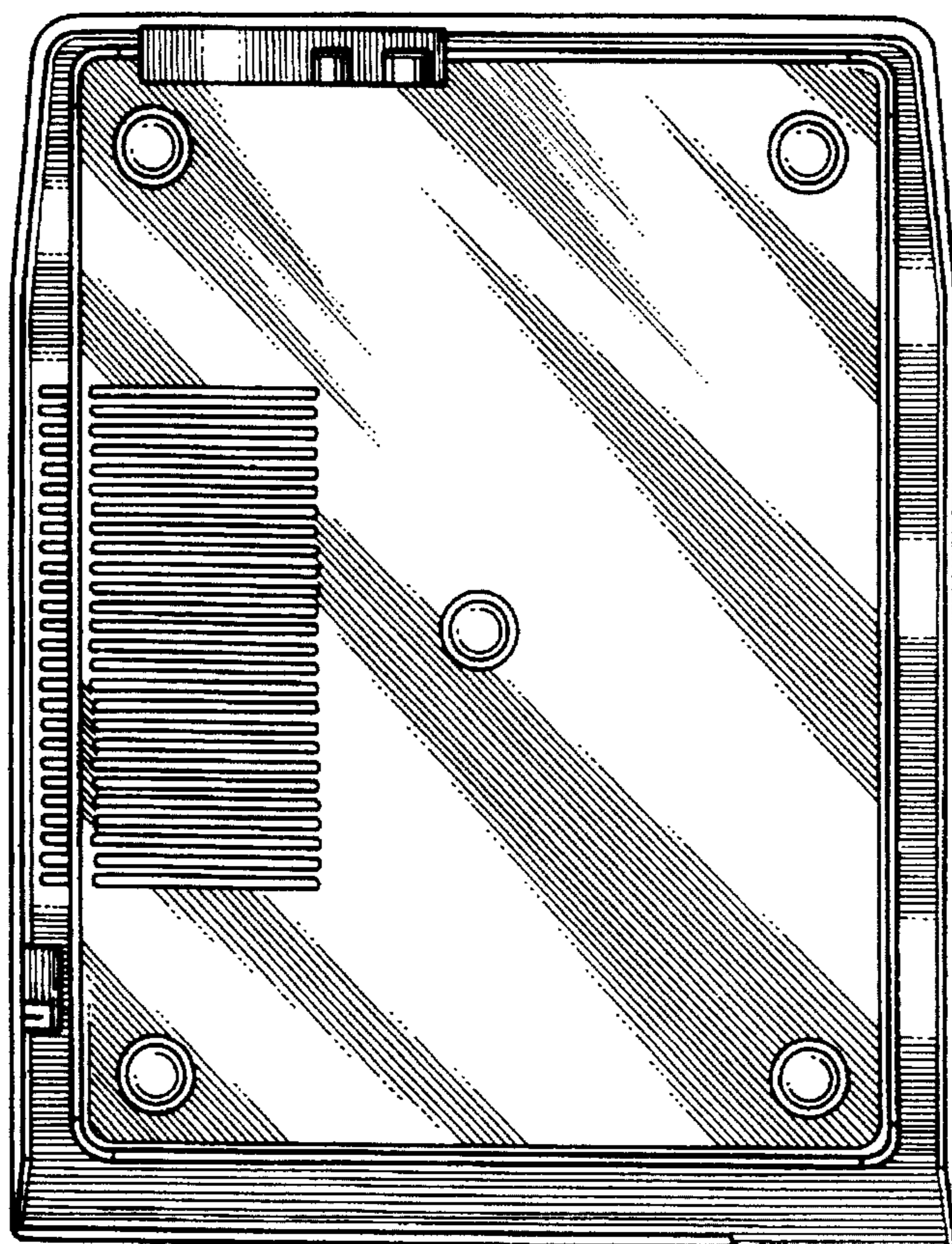


FIG. 6

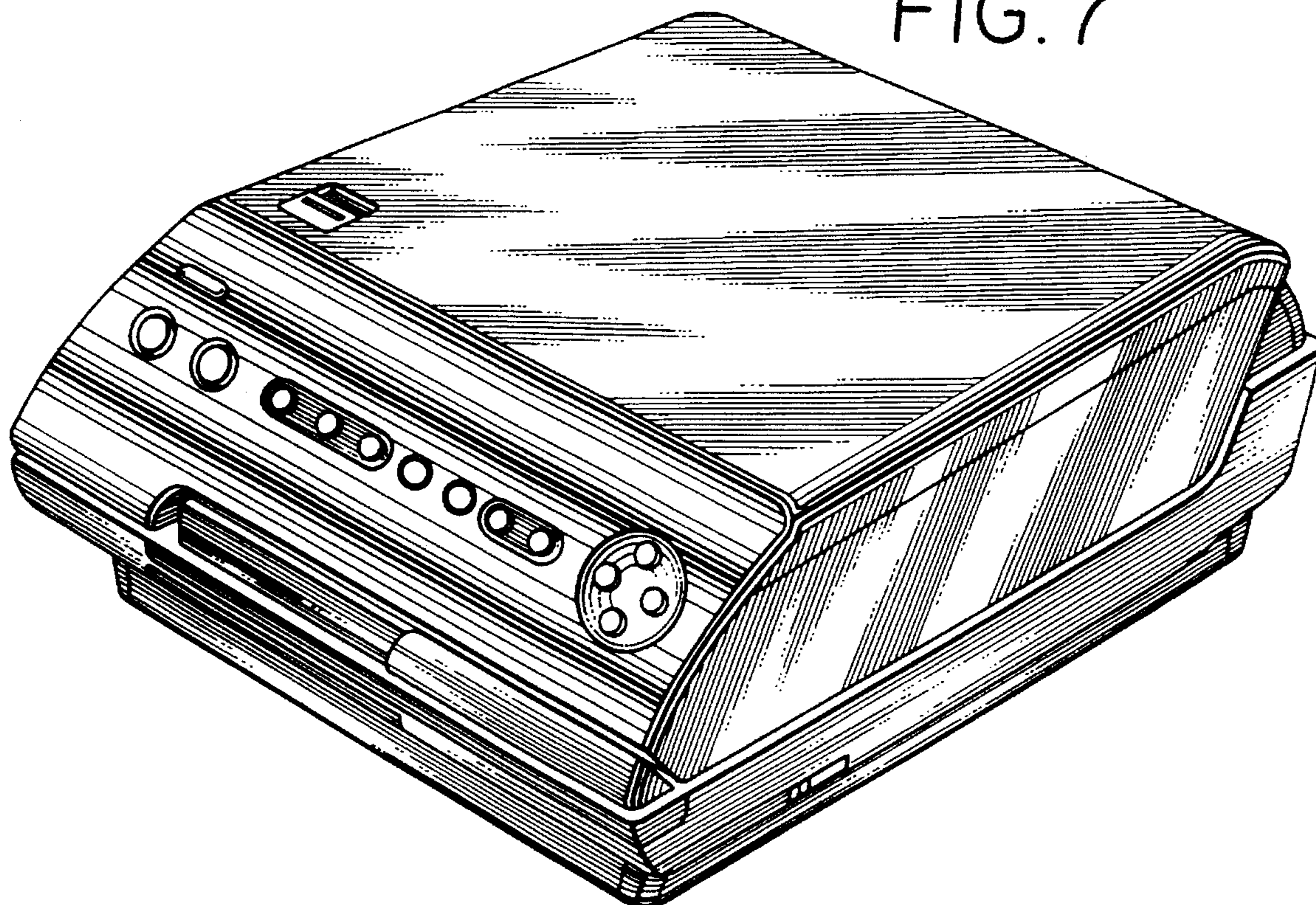


FIG. 7