



US00D369778S

# United States Patent [19] Tamaki

[11] Patent Number: **Des. 369,778**

[45] Date of Patent: **\*\*May 14, 1996**

[54] **NOISE FILTER**

[75] Inventor: **Kawamura Tamaki**, Nagaoka, Japan

[73] Assignee: **Nemic-Lambda K.K.**, Japan

[\*\*] Term: **14 Years**

[21] Appl. No.: **6,854**

[22] Filed: **Apr. 7, 1993**

[30] **Foreign Application Priority Data**

Oct. 12, 1992 [JP] Japan ..... 4-30011 U

[52] U.S. Cl. .... **D13/110**

[58] Field of Search ..... D13/110, 162;  
363/19, 144, 147; 307/150, 151; 361/679,  
707, 728; 336/96

[56] **References Cited**

**U.S. PATENT DOCUMENTS**

D. 297,928	10/1988	Harpley et al. ....	D13/110
D. 304,929	12/1989	Bench et al. ....	D13/162
D. 305,021	12/1989	Bench et al. ....	D13/162
D. 305,420	1/1990	Bujak, Jr. et al. ....	D13/162 X
D. 309,598	7/1990	Ohsawa et al. ....	D13/162
D. 328,057	7/1992	Prager et al. ....	D13/110
D. 334,171	3/1993	McDonnal .....	D13/110
D. 339,104	9/1993	Jackson .....	D13/110
D. 340,222	10/1993	Bedel .....	D13/110
D. 340,907	11/1993	Smith et al. ....	D13/110

4,156,222	5/1979	Rossman et al. ....	336/96 X
4,594,644	6/1986	Painter .....	361/728 X
4,600,968	7/1986	Sekiya et al. ....	361/707 X
5,021,923	6/1991	Zinn .....	361/679
5,075,821	12/1991	McDonnal .....	361/728 X
5,216,581	6/1993	Fisher et al. ....	361/728

**OTHER PUBLICATIONS**

Datel converters on p. 201 of *EDN*, Nov. 7, 1991.  
International Power Devices converter in IPD publication.  
VICOR, Component Power Solutions, May 1992.  
*Electronic Design*, vol. 23, No. 11, p. 117, May 24, 1975.

*Primary Examiner*—Joel Sincavage  
*Attorney, Agent, or Firm*—Quarles & Brady

[57] **CLAIM**

The ornamental design for a noise filter, as shown and described.

**DESCRIPTION**

FIG. 1 is a top and front perspective view from above of a noise filter, showing my new design;  
FIG. 2 is a front elevation view thereof;  
FIG. 3 is a top plan view thereof;  
FIG. 4 is a rear elevation view thereof;  
FIG. 5 is a left-side elevation view thereof;  
FIG. 6 is a right-side elevation view thereof; and,  
FIG. 7 is a bottom plan view thereof.

**1 Claim, 2 Drawing Sheets**

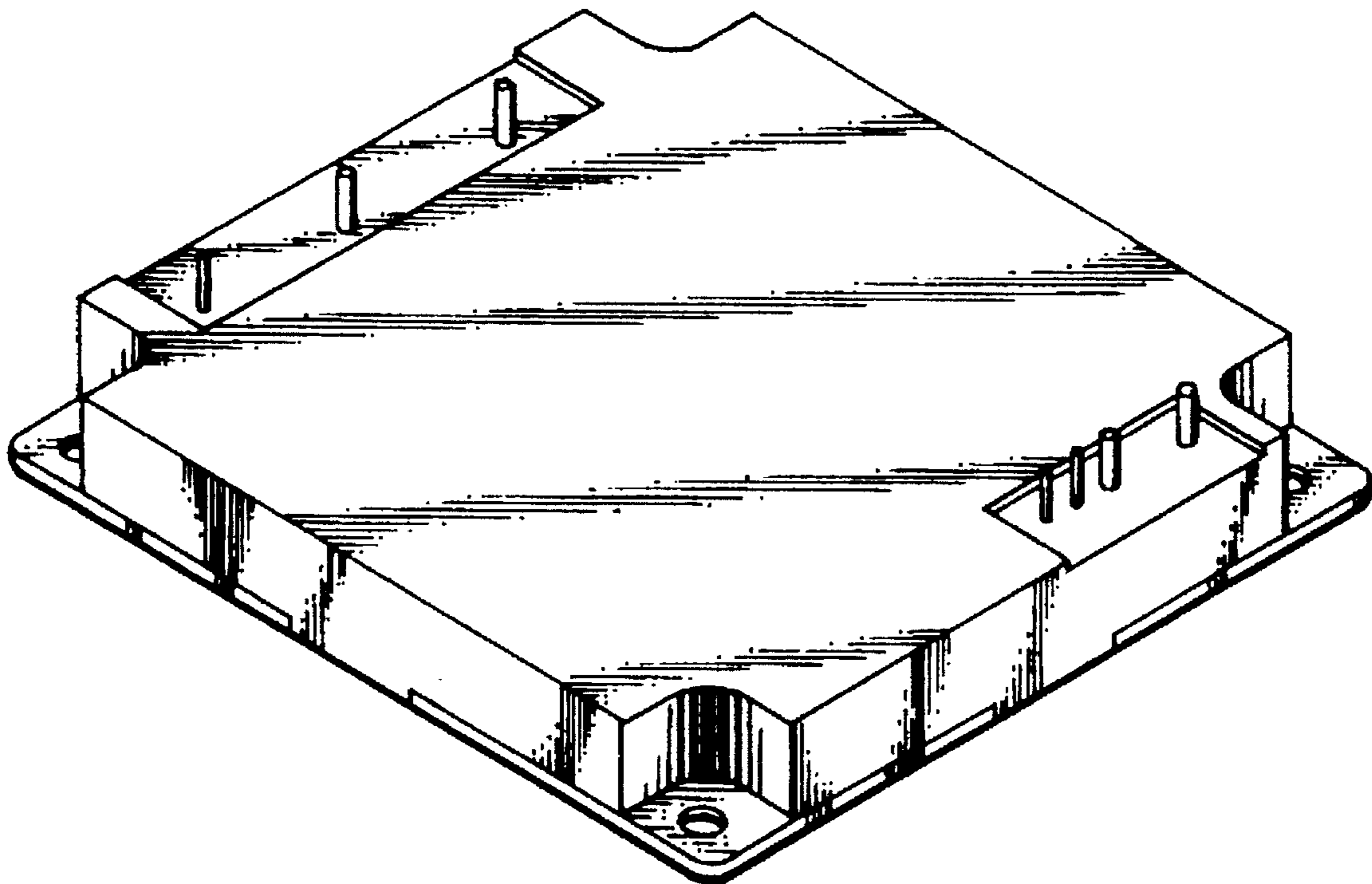


FIG. 1

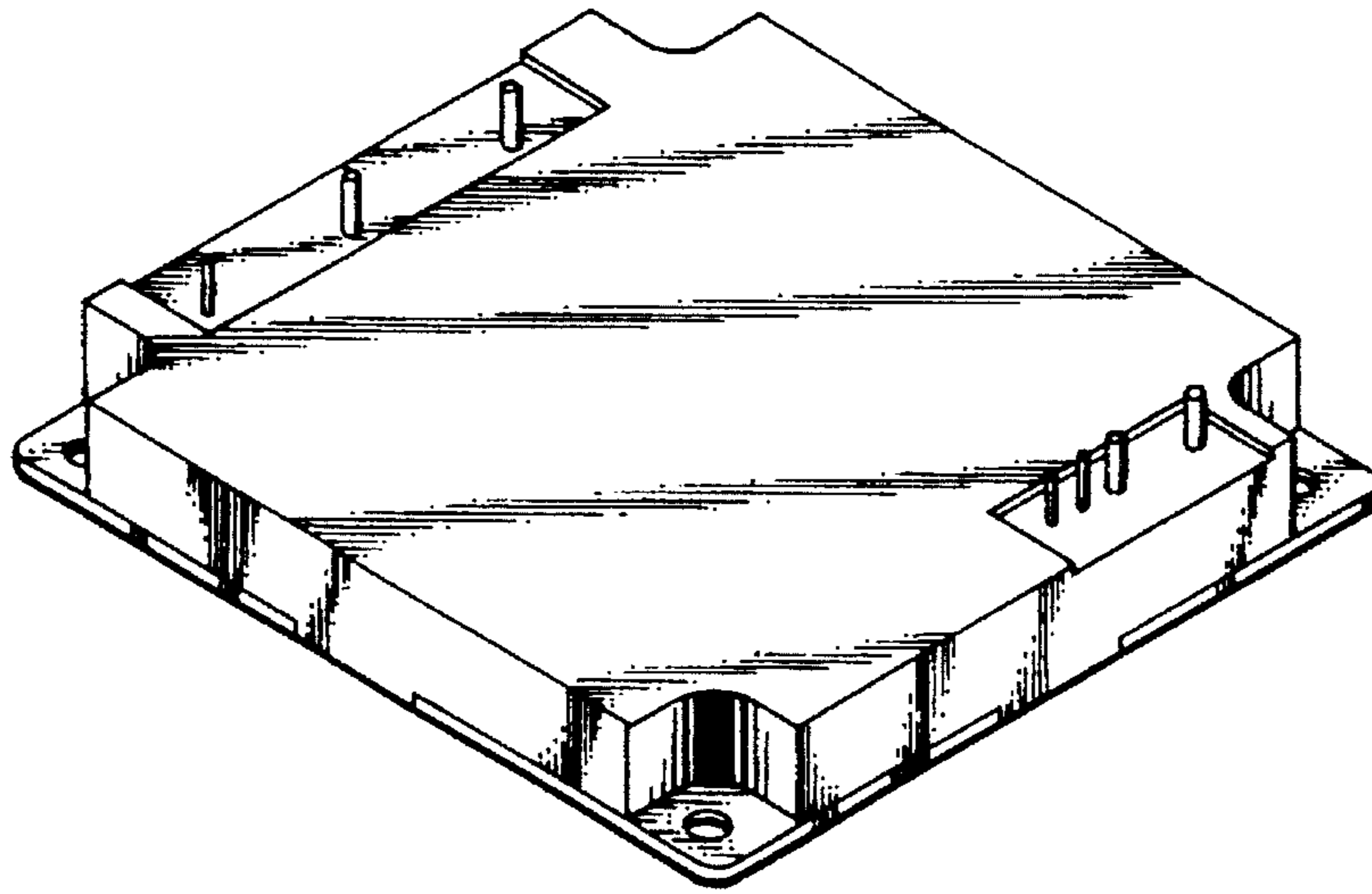


FIG. 2

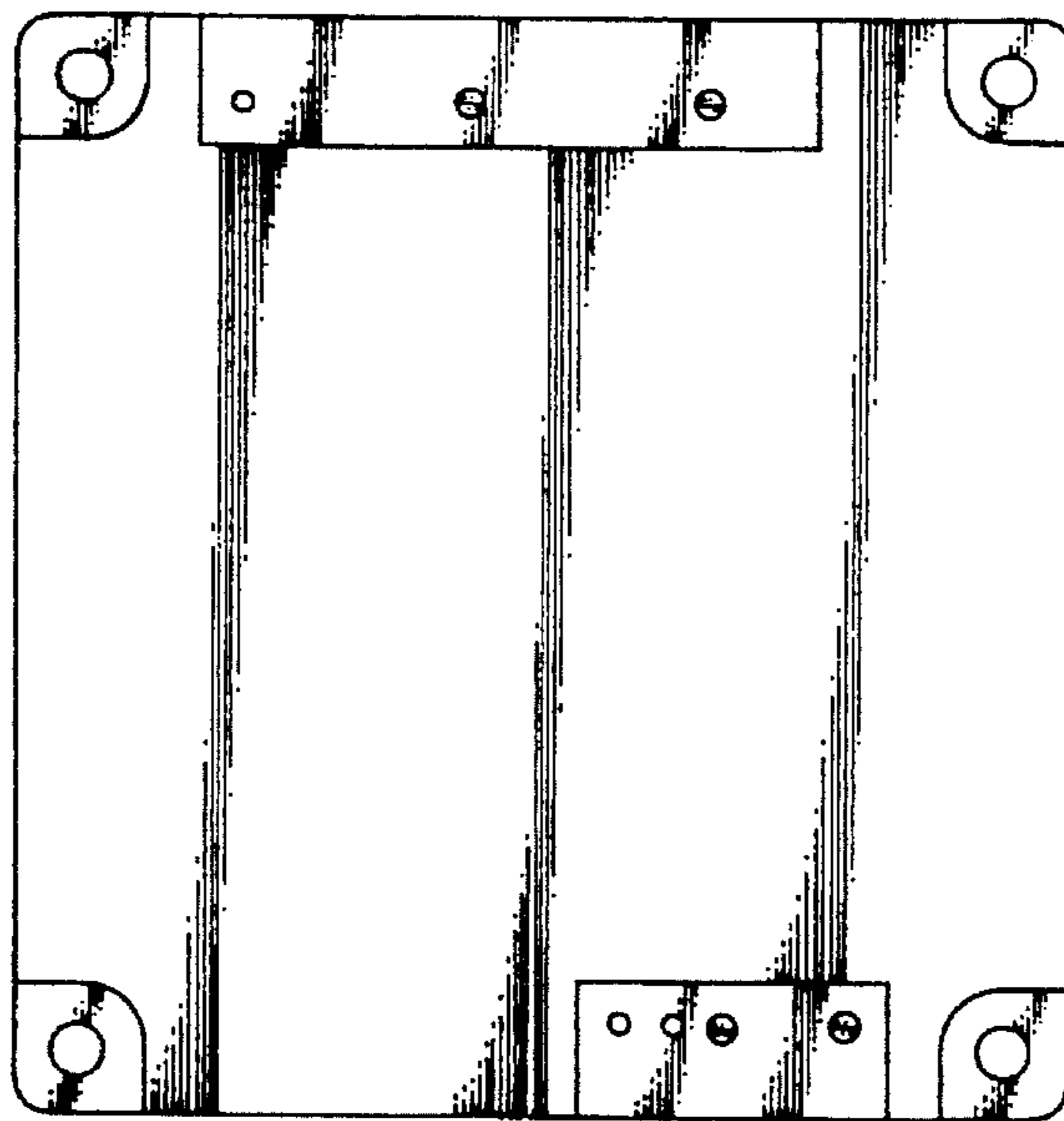


FIG. 3



FIG. 4




FIG. 5



FIG. 6



FIG. 7

