



US00D369754S

United States Patent [19] Donaldson

[11] Patent Number: **Des. 369,754**

[45] Date of Patent: ****May 14, 1996**

[54] **TENNIS SCORE KEEPER**

[76] Inventor: **Leslie L. Donaldson**, 2828 Neale St.,
Richmond, Va. 23223

[**] Term: **14 Years**

[21] Appl. No.: **42,962**

[22] Filed: **Aug. 21, 1995**

[52] U.S. Cl. **D10/46.1**

[58] Field of Search D10/46.1, 32,
D10/1, 5; 116/222-225, 279, 286, 278,
DIG. 28; 235/104; 224/164, 180, 175

[56] **References Cited**

U.S. PATENT DOCUMENTS

D. 313,769	1/1991	Catuzzi	D10/46.1
D. 320,566	10/1991	Ericson	D10/32
D. 336,050	1/1993	Sylk	D10/46.1
D. 341,094	11/1993	Austin	D10/46.1
D. 361,726	8/1995	Mabbitt	D10/32

1,701,339	2/1929	Roy	224/117 X
3,455,273	7/1969	Willingham, Jr.	116/223
4,738,449	4/1988	Droz	273/DIG. 26 X
5,385,113	1/1995	Hierath	D10/46.1 X

Primary Examiner—Prabhakar G. Deshmukh

[57] CLAIM

The ornamental design for a tennis score keeper, as shown and described.

DESCRIPTION

FIG. 1 is a front elevational view of the tennis score keeper showing my new design;
 FIG. 2 is a rear elevational view thereof;
 FIG. 3 is a right view thereof;
 FIG. 4 is a left view thereof;
 FIG. 5 is a top plan view thereof; and,
 FIG. 6 is a bottom plan view thereof.

1 Claim, 3 Drawing Sheets

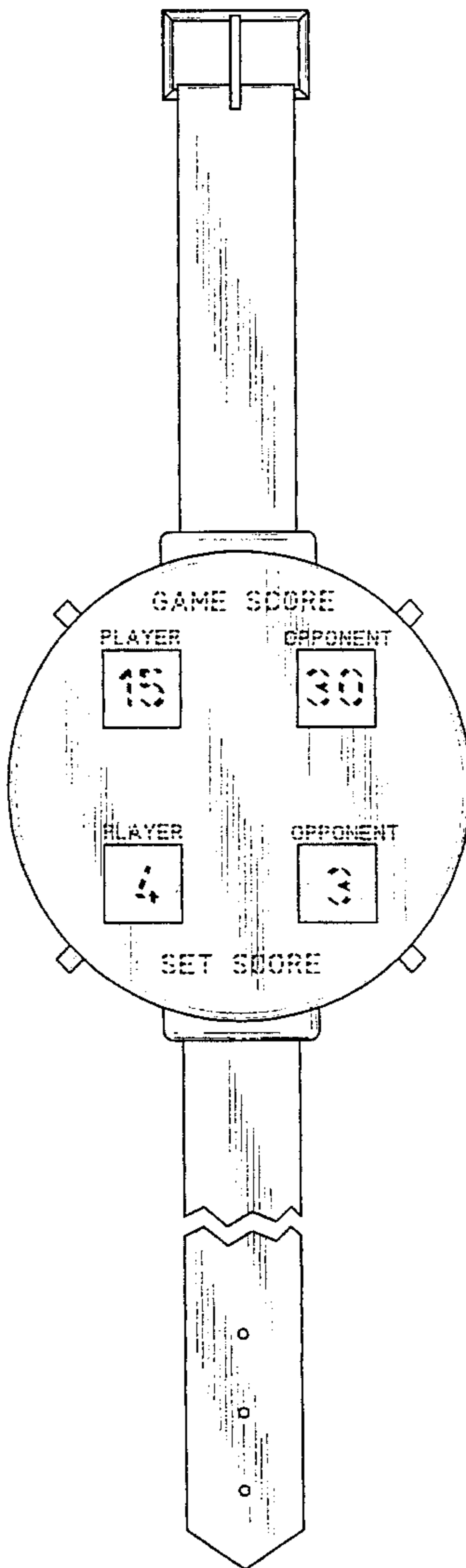


FIG. 1

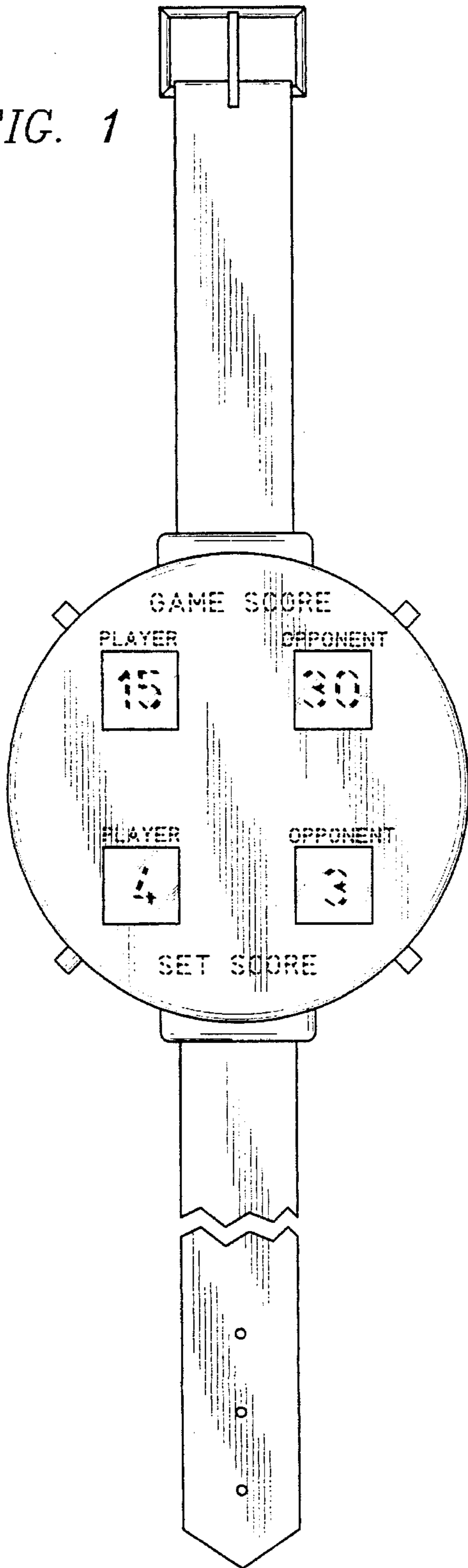


FIG. 2

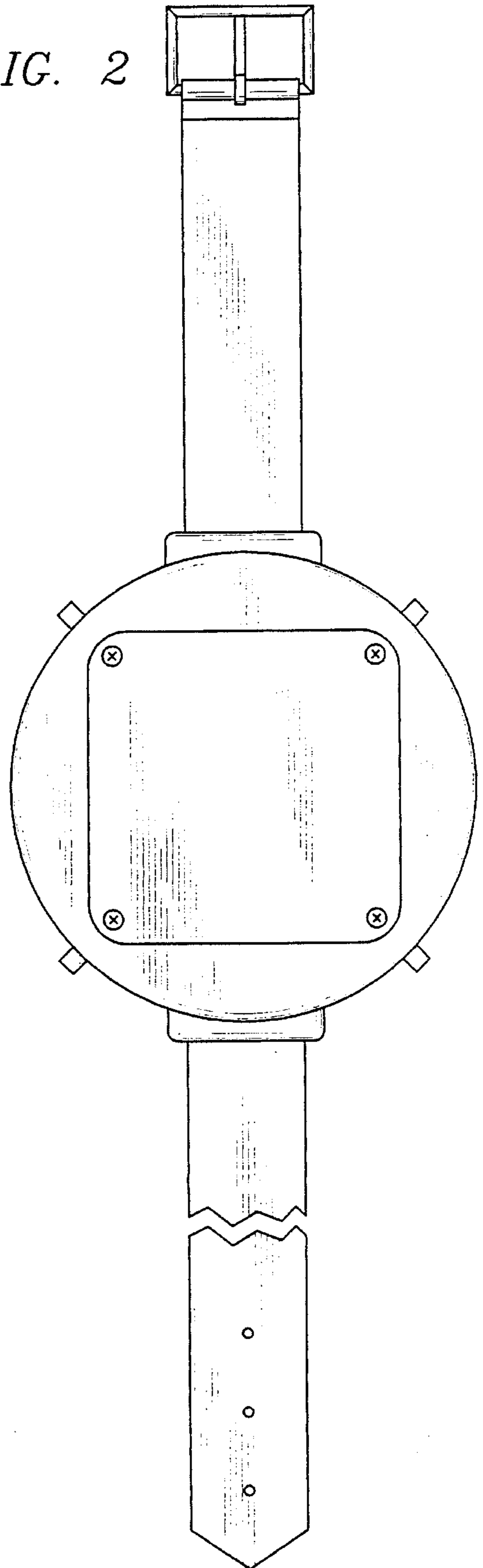


FIG. 3




FIG. 4



FIG. 5




FIG. 6

