



US00D369753S

United States Patent [19]
Baril

[11] **Patent Number: Des. 369,753**

[45] **Date of Patent: **May 14, 1996**

[54] **RECEIVER FOR INDICATING THE ARRIVAL OF MAIL**

[76] Inventor: **Leslie Baril**, 221-21 112th Rd., Queens Village, N.Y. 11429-2613

[**] Term: **14 Years**

[21] Appl. No.: **35,220**

[22] Filed: **Feb. 22, 1995**

[52] U.S. Cl. **D10/104**

[58] **Field of Search** D10/104, 106, D10/116, 121; D14/225, 226; 340/568, 569, 570, 571, 572, 540, 541; D99/29, 30, 31

[56] **References Cited**

U.S. PATENT DOCUMENTS

D. 338,632	8/1993	Colberg	D10/104
D. 350,298	9/1994	Horton	D10/104
3,222,665	12/1965	Tracy	340/569

Primary Examiner—A. Hugo Word
Assistant Examiner—Marcus Jackson
Attorney, Agent, or Firm—Harpman & Harpman

[57] **CLAIM**

The ornamental design for a receiver for indicating the arrival of mail, as shown and described.

DESCRIPTION

FIG. 1 is a front, top and side perspective view of a receiver for indicating the arrival of mail embodying the design of the present invention;


FIG. 2 is a front elevational view thereof;

FIG. 3 is a rear elevational view thereof, with the wire broken away to indicate indeterminate length;

FIG. 4 is a side elevational view thereof, the side opposite being a mirror image of the side shown in FIG. 4; and,

FIG. 5 is a top plan view thereof, the side opposite being a mirror image of the side shown in FIG. 5.

1 Claim, 3 Drawing Sheets






FIG. 1.

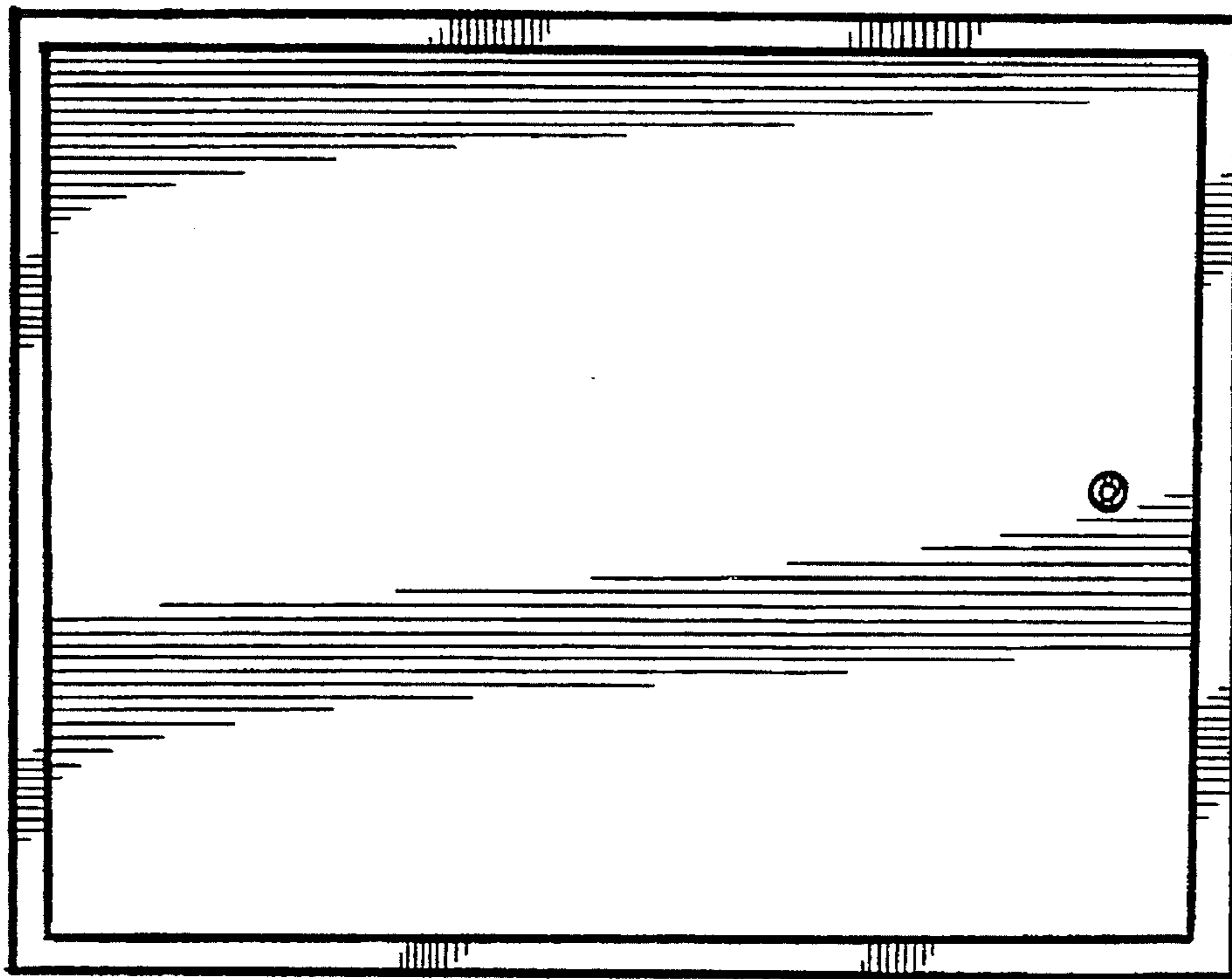


FIG. 3.

