



US00D369750S

**United States Patent** [19]  
**Riley**

[11] **Patent Number: Des. 369,750**

[45] **Date of Patent: \*\*May 14, 1996**

[54] **CASE FOR ANALOG WRISTWATCH**

[75] Inventor: **Judith R. Riley**, Goshen, Conn.

[73] Assignee: **Timex Corporation**, Middlebury, Conn.

[\*\*] Term: **14 Years**

[21] Appl. No.: **43,809**

[22] Filed: **Sep. 12, 1995**

[52] U.S. Cl. .... **D10/30; D10/38**

[58] **Field of Search** ..... **D10/1-40, 122-132;**  
**368/280-282, 276-277, 28-30, 285, 239-242,**  
**82-84, 41-44**

[56] **References Cited**

**U.S. PATENT DOCUMENTS**

- D. 305,411 1/1990 Atagi ..... D10/31
- D. 323,126 1/1992 Kawashima ..... D10/39
- D. 355,381 2/1995 Reich ..... D10/30 X

**OTHER PUBLICATIONS**

*European Jeweler (U.Z.)*—Sep. 1986—p. 132—watch at left-bottom.

*Primary Examiner*—Nelson C. Holtje  
*Attorney, Agent, or Firm*—William C. Crutcher

[57] **CLAIM**

The ornamental design for a case for analog wristwatch, as shown and described.

**DESCRIPTION**

FIG. 1 is a top plan view of my improved case for analog wristwatch;

FIG. 2 is a left hand side elevational view thereof;


FIG. 3 is a right hand side elevational view thereof;

FIG. 4 is a back end elevational view thereof;

FIG. 5 is a front end elevational view thereof; and,

FIG. 6 is a bottom plan view thereof.

**1 Claim, 1 Drawing Sheet**







*Fig. 4*



*Fig. 2*




*Fig. 1*



*Fig. 3*



*Fig. 5*



*Fig. 6*