



US00D369746S

# United States Patent [19] Sheppard

[11] Patent Number: **Des. 369,746**

[45] Date of Patent: **\*\*May 14, 1996**

[54] **CARRYING HANDLE FOR A CARRIER BAG**

[76] Inventor: **Andrew J. T. Sheppard**, 33 Hunting Ridge Farm, Branford, Conn. 06405

[\*\*] Term: **14 Years**

[21] Appl. No.: **33,911**

[22] Filed: **Jan. 23, 1995**

[52] U.S. Cl. .... **D9/434**

[58] Field of Search ..... D3/315; D7/393, D7/394; D8/300, 313, 315, 317, 319, 320; D9/434, 455, 499; 206/147; 220/752, 759, 760, 770; 383/6, 13, 15, 23, 24

[56] **References Cited**

**U.S. PATENT DOCUMENTS**

D. 100,871	8/1936	Marcus .....	D8/300
D. 112,046	11/1938	Rominger .....	D8/360.1
D. 152,157	12/1948	Jones .....	D9/434
D. 195,348	6/1963	Christoffersen .....	D7/394
D. 291,405	8/1987	Finesman et al. ....	D8/317
D. 310,455	9/1990	Larsson .....	D8/381
D. 327,846	7/1992	Jacobs .....	D9/434
D. 353,991	1/1995	Anderson .....	D8/373

1,359,461	11/1920	Luce .....	383/15
4,823,433	4/1989	Curtis .....	220/759
4,846,519	7/1989	Leonard .....	D8/300

**FOREIGN PATENT DOCUMENTS**

1049698 10/1988 United Kingdom .

*Primary Examiner*—Alan P. Douglas  
*Assistant Examiner*—Robert M. Spear  
*Attorney, Agent, or Firm*—Young & Thompson


[57] **CLAIM**

The ornamental design for a carrying handle for a carrier bag, as shown and described.

**DESCRIPTION**

FIG. 1 is a perspective view of the carrying handle; FIG. 2 is a side view of the carrying handle; FIG. 3 is a top plan view of the carrying handle; FIG. 4 is an underneath view of the carrying handle; and, FIG. 5 is an end view of the carrying handle. The opposite side and end views correspond with FIGS. 2 and 5 respectively.

**1 Claim, 2 Drawing Sheets**



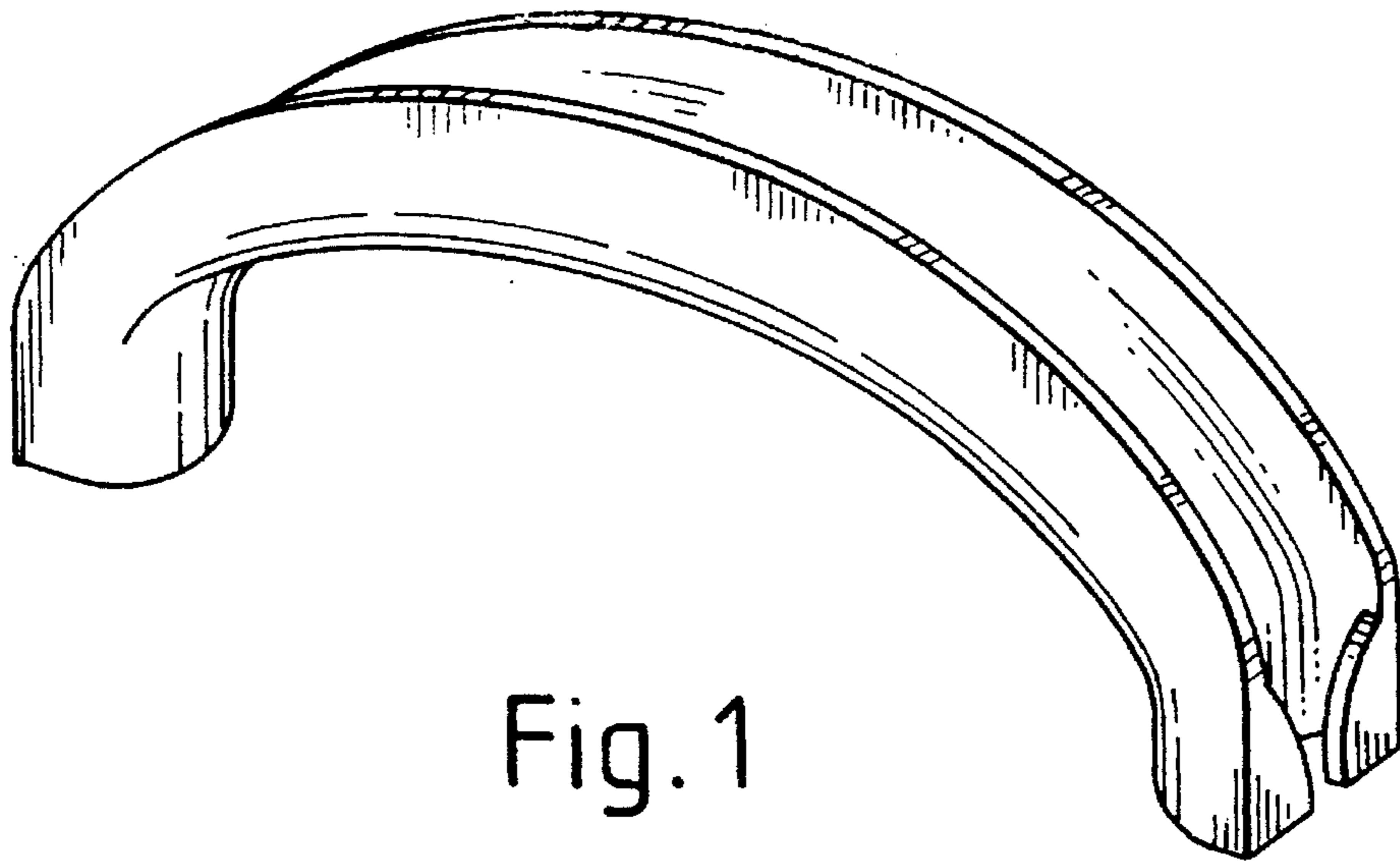


Fig. 1

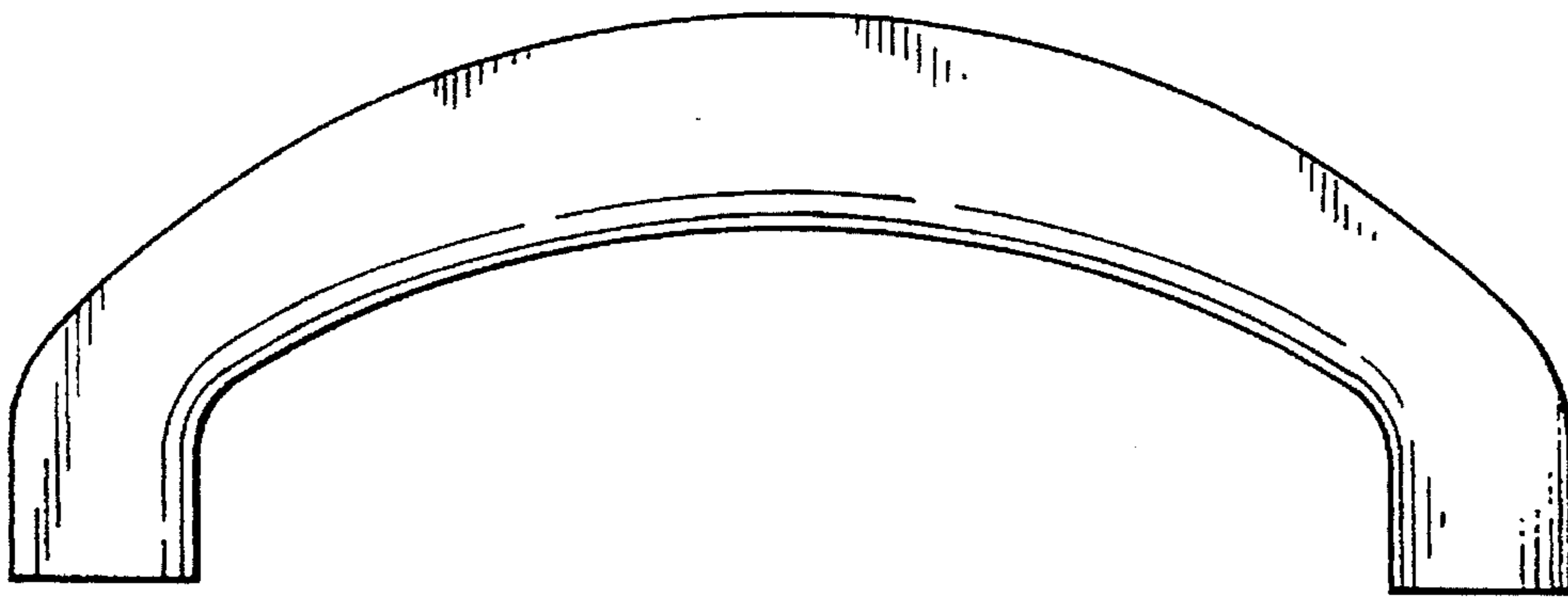


Fig. 2




Fig. 3




Fig. 4

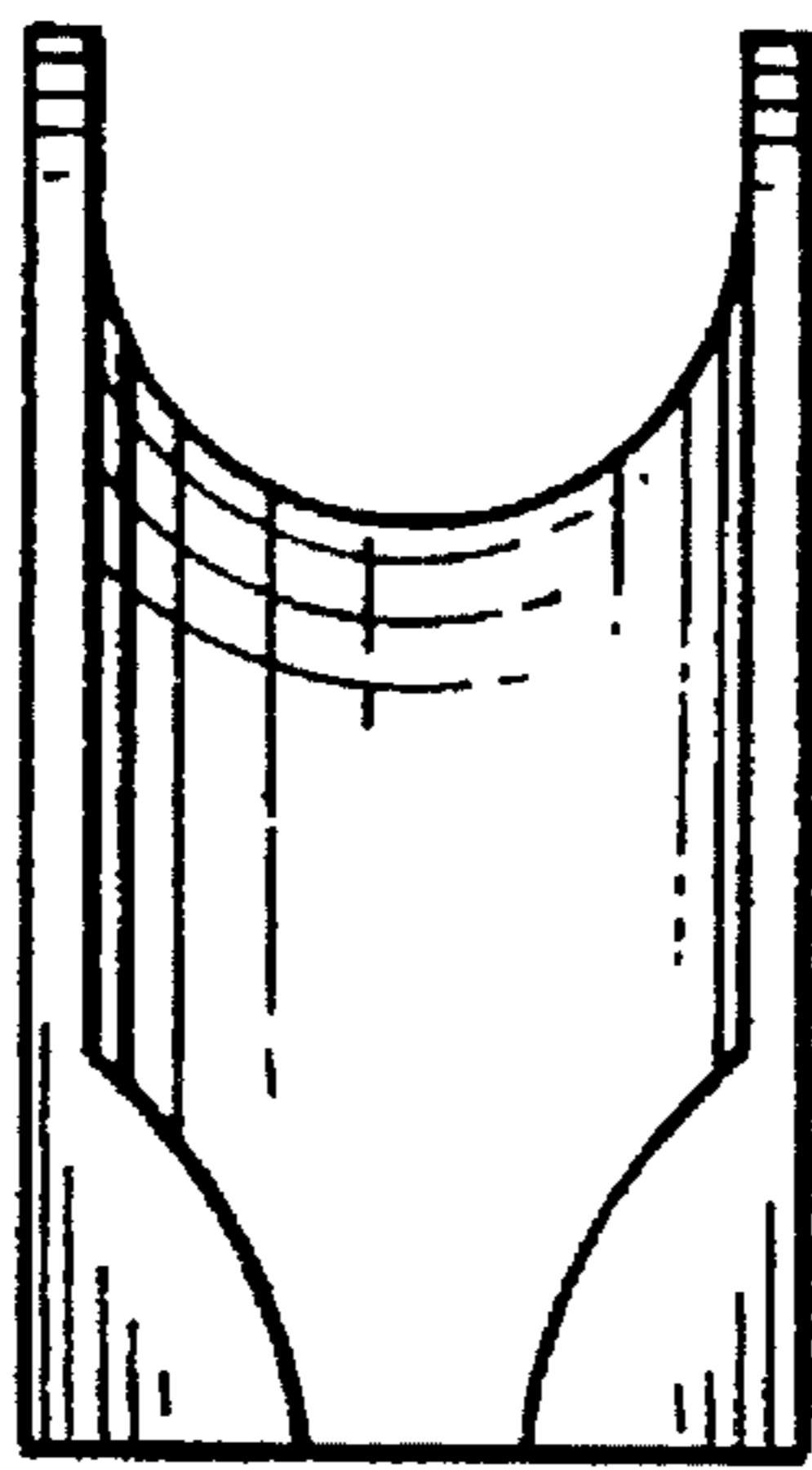


Fig. 5