



US00D369742S

United States Patent [19]

Brookshire et al.

[11] Patent Number: **Des. 369,742**

[45] Date of Patent: ****May 14, 1996**

[54] **BOTTLE WITH DISPENSING PUMP**

[75] Inventors: **Phillip L. Brookshire**, Cincinnati, Ohio;
John W. Freudenberg, Edgewood, Ky.;
Ronald A. Wadsworth, Cambrie, Calif.

[73] Assignee: **The Andrew Jergens Company**,
Cincinnati, Ohio

[**] Term: **14 Years**

[21] Appl. No.: **38,183**

[22] Filed: **Apr. 28, 1995**

[52] U.S. Cl. **D9/300; D9/523; D9/529**

[58] Field of Search **D9/300, 523, 529,**
D9/447, 448, 530, 543; 215/371; 222/383.3,
384, 321.9

[56] **References Cited**

U.S. PATENT DOCUMENTS

- D. 247,804 5/1978 Campbell et al. D9/529 X
- D. 308,162 5/1990 Nitts .
- D. 316,033 4/1991 Czech D9/300
- D. 328,711 8/1992 Deflander .
- D. 332,739 1/1993 Petschek .
- D. 333,092 2/1993 Moshe D9/549 X

- D. 337,044 7/1993 Pronchick .
- D. 344,230 2/1994 Bertolini D9/300
- D. 349,853 8/1994 Gray D9/300 X
- D. 358,086 5/1995 Nye D9/300
- 3,140,019 7/1964 Barr .
- 3,209,961 10/1965 Wassell .

Primary Examiner—Terry A. Wallace
Assistant Examiner—Cheri Cohen
Attorney, Agent, or Firm—Jones, Day, Reavis & Pogue

[57] **CLAIM**

The ornamental design for a bottle with dispensing pump, as shown and described.

DESCRIPTION

FIG. 1 is a perspective view of a bottle with dispensing pump showing our new design;
FIG. 2 is a right side elevation view thereof;
FIG. 3 is a top plan view thereof;
FIG. 4 is a front elevation view thereof, the rear view being a mirror image;
FIG. 5 is a left side elevation view thereof;
FIG. 6 is a bottom plan view thereof; and,
FIG. 7 is a perspective view thereof, with the dispensing pump in an open position.

1 Claim, 3 Drawing Sheets

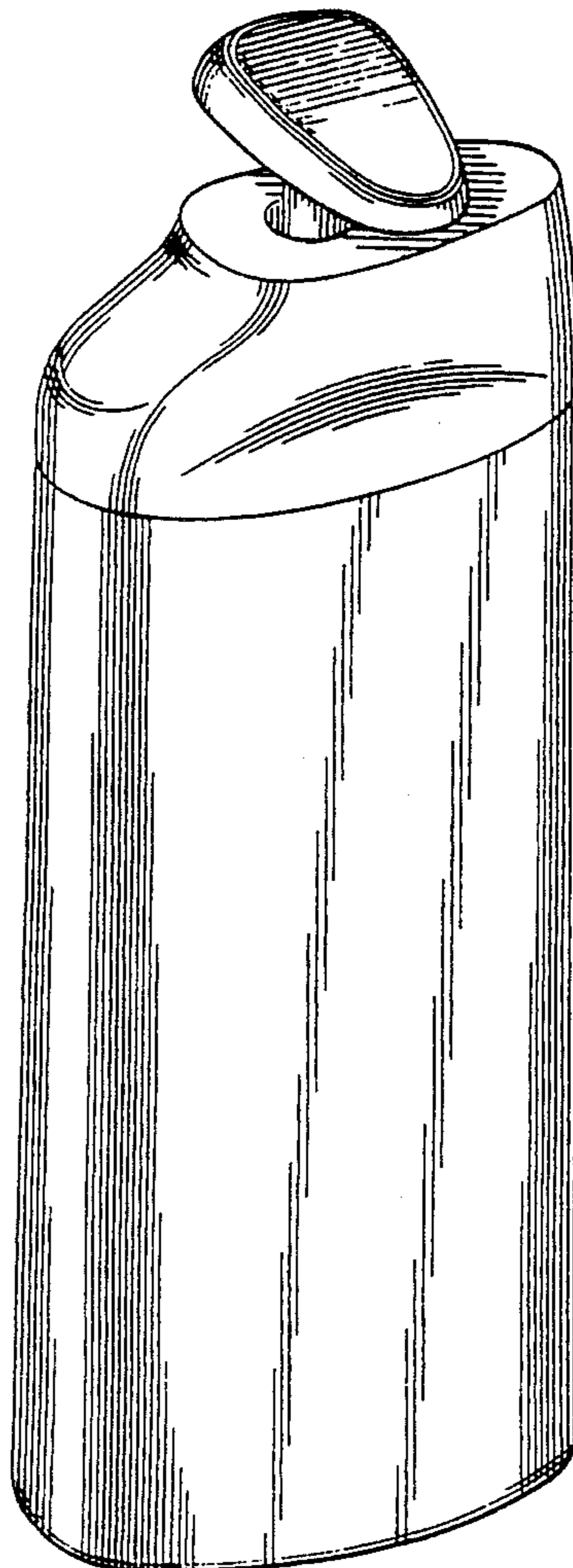


FIG. 1




FIG. 2




FIG. 3

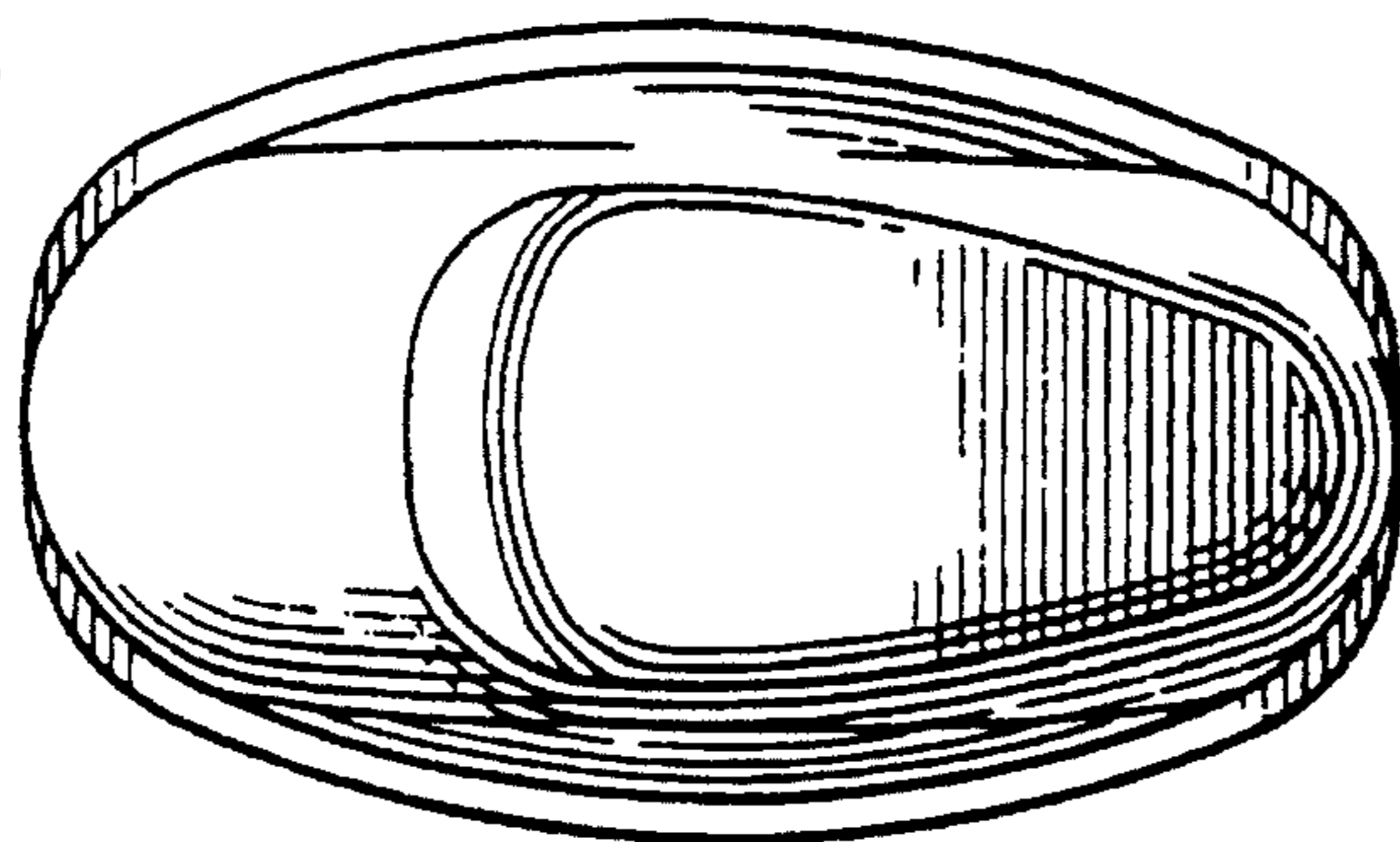


FIG. 4




FIG. 5




FIG. 6

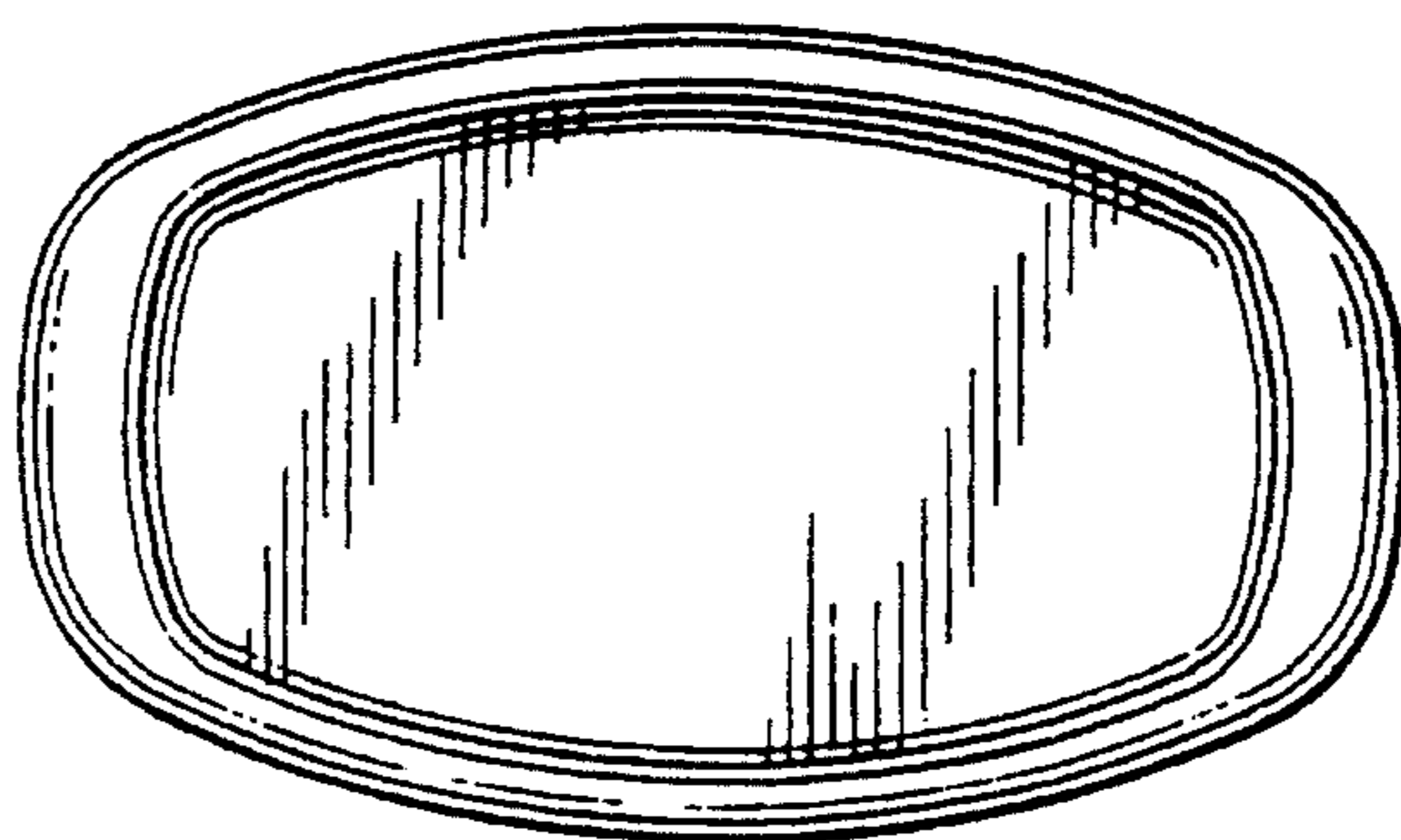


FIG. 7

