



US00D369737S

United States Patent [19]
Somerfield

[11] **Patent Number: Des. 369,737**

[45] **Date of Patent: **May 14, 1996**

[54] **VEHICLE ANTI-THEFT LOCK**
[75] Inventor: **Alan D. Somerfield**, London, England
[73] Assignee: **Autolok Security Products Limited**,
Birmingham, United Kingdom
[**] Term: **14 Years**

D. 349,033 7/1994 Lu D8/331
4,936,120 6/1990 Firks 70/238 X
4,995,250 2/1991 Chiou 70/238

Primary Examiner—Brian N. Vinson
Attorney, Agent, or Firm—Jon Carl Gealow; Keck, Mahin &
Cate

[21] Appl. No.: **37,678**
[22] Filed: **Apr. 18, 1995**

[57] **CLAIM**

The ornamental design for a vehicle anti-theft lock, as shown.

[30] **Foreign Application Priority Data**
Oct. 19, 1994 [GB] United Kingdom 2042723
[52] **U.S. Cl.** **D8/331**
[58] **Field of Search** D8/330-331, 339,
D8/341; 70/207-211, 214-215, 225-226,
237-238

DESCRIPTION

FIG. 1 is a top plan view of a vehicle anti-theft lock showing my new design;
FIG. 2 is a bottom plan view thereof;
FIG. 3 is a right side plan view thereof;
FIG. 4 is a left side plan view thereof;
FIG. 5 is a bottom plan view thereof, with the lock angled to show the bottom end thereof; and,
FIG. 6 is a bottom plan view thereof, with the lock angled to show the top end thereof.

[56] **References Cited**

U.S. PATENT DOCUMENTS

D. 340,400 10/1993 Lugo D8/331
D. 347,158 5/1994 Shen D8/331 X

1 Claim, 3 Drawing Sheets

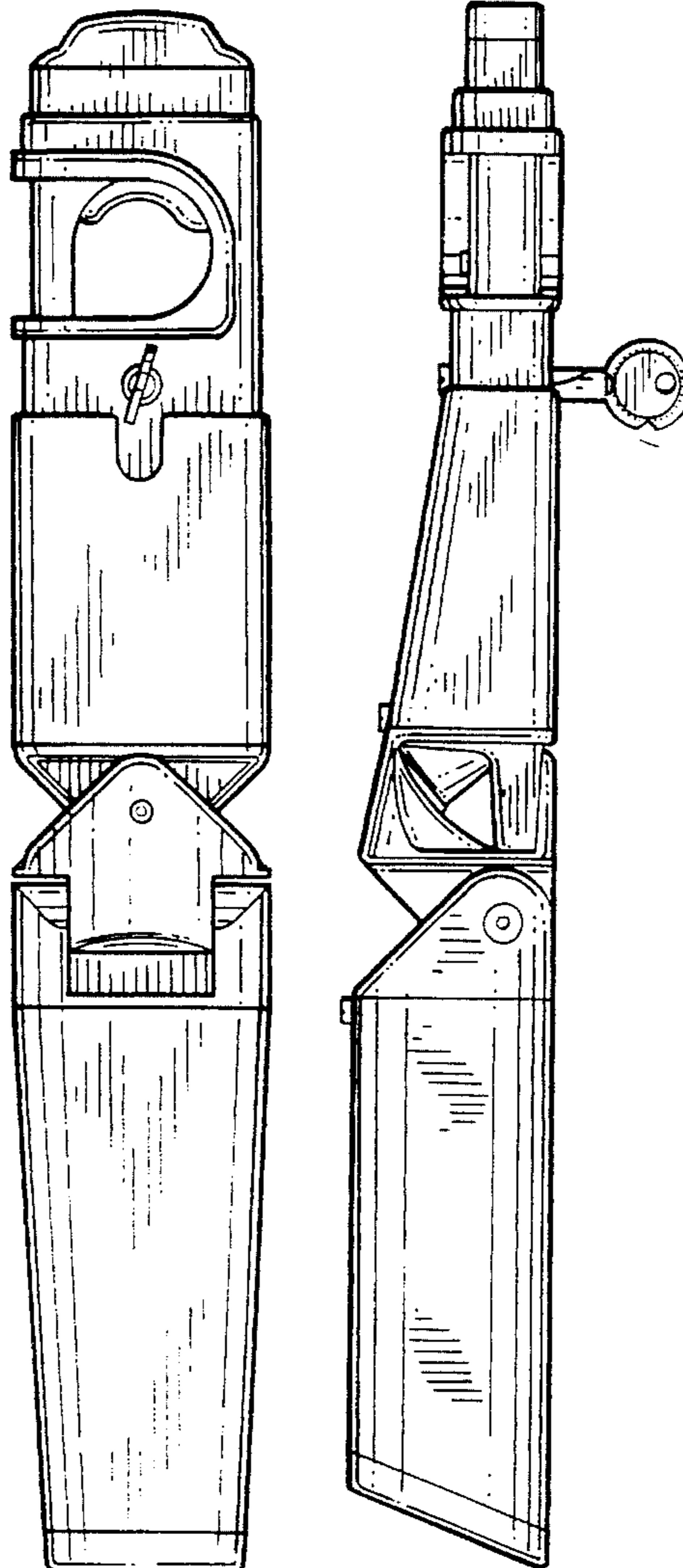


FIG. 1.

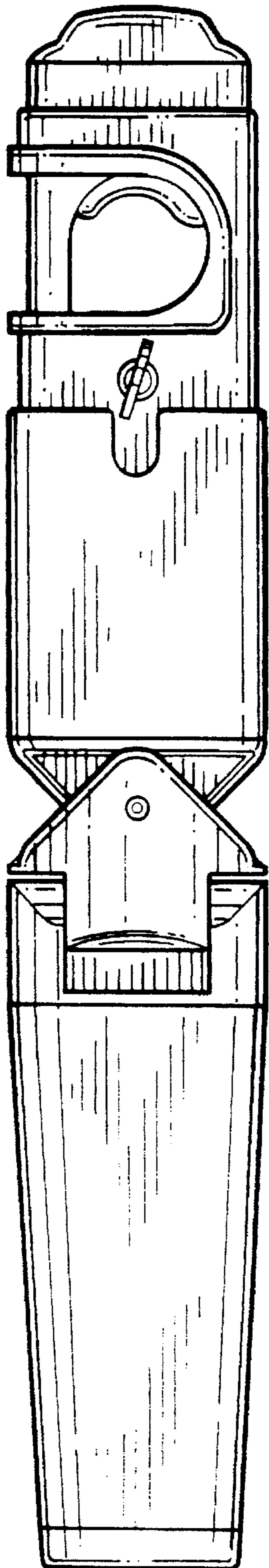


FIG. 2.




FIG. 3.

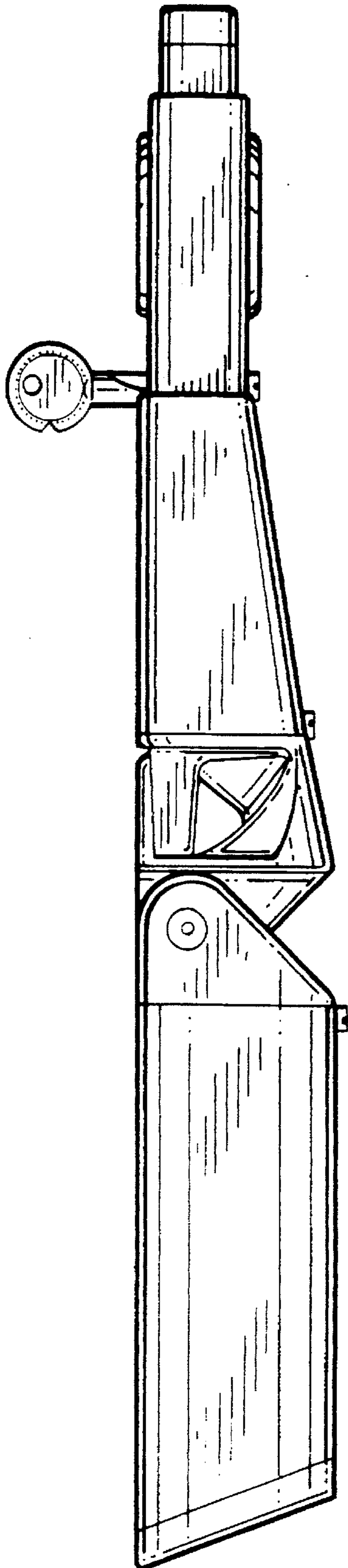


FIG. 4.




FIG. 5.




FIG. 6.

