



US00D369718S

United States Patent [19]
Rohrer

[11] **Patent Number: Des. 369,718**

[45] **Date of Patent: **May 14, 1996**

[54] **HANDLE FOR A COOKING VESSEL**
[75] Inventor: **Jeffrey Rohrer**, Kewaskum, Wis.
[73] Assignee: **Regal Ware, Inc.**, Kewaskum, Wis.
[**] Term: **14 Years**

[21] Appl. No.: **35,299**
[22] Filed: **Feb. 24, 1995**

Related U.S. Application Data

[63] Continuation-in-part of Ser. No. 29,365, Oct. 4, 1994, abandoned.
[52] **U.S. Cl.** **D7/395**
[58] **Field of Search** D7/354, 360, 361, D7/388, 395; 16/110 A; 99/403, 445; 220/755

[56] **References Cited**

U.S. PATENT DOCUMENTS

D. 173,530 11/1954 Guild D7/361
2,345,248 3/1944 Farber 220/755 X
5,388,732 2/1995 Greger D7/361 X

Primary Examiner—Alan P. Douglas
Assistant Examiner—Caron D. Veynar
Attorney, Agent, or Firm—Wheeler & Kromholz

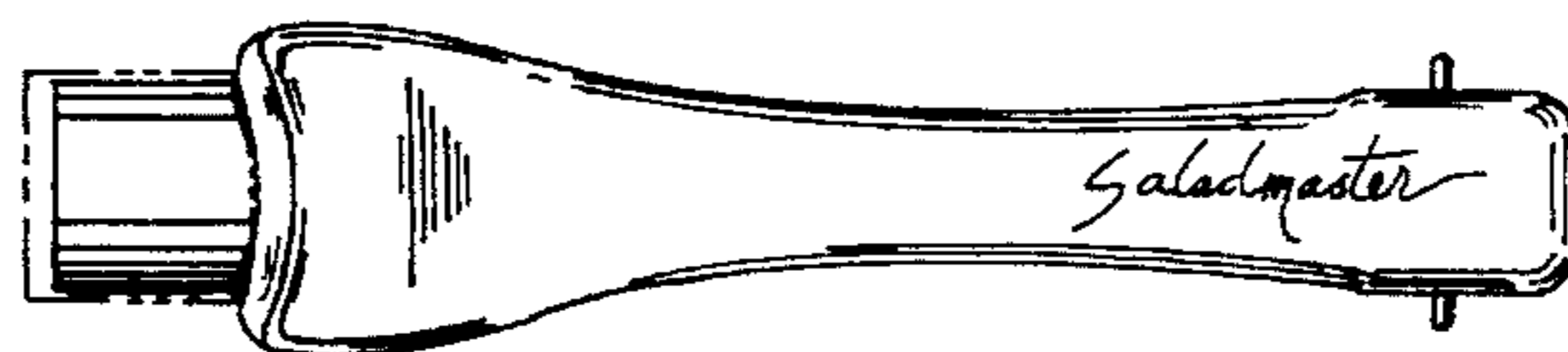
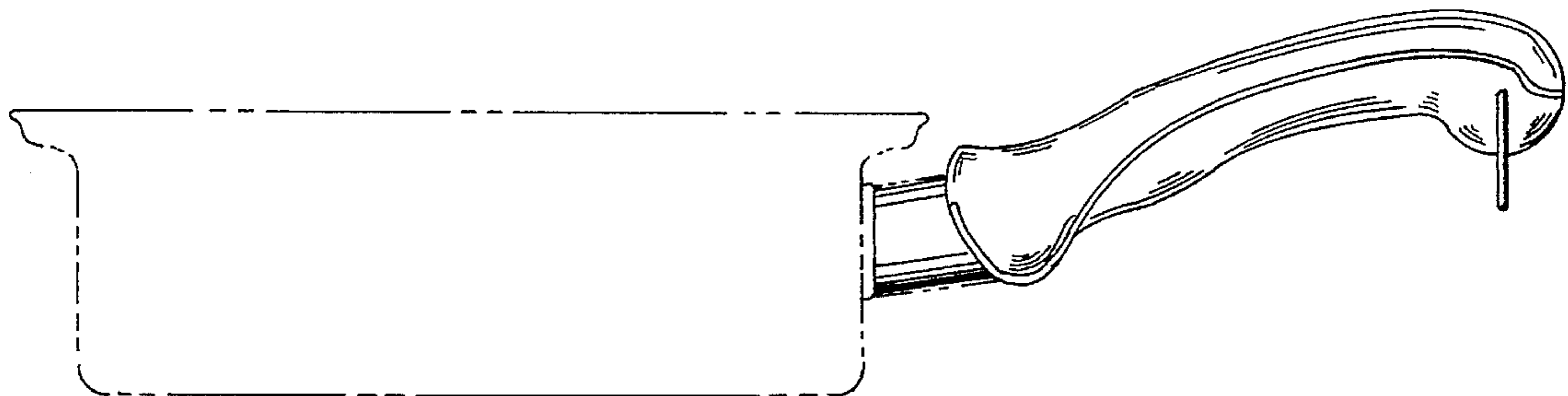
[57] **CLAIM**

The ornamental design for a handle for a cooking vessel, as shown and described.

DESCRIPTION

FIG. 1 is a side elevational view of a handle for a cooking vessel showing my new design, the opposite elevational view being a mirror image thereof; FIG. 2 is a top plan view of the handle for a cooking vessel shown in FIG. 1; FIG. 3 is a bottom plan view of the handle for a cooking vessel shown in FIG. 1; FIG. 4 is an attachment end view of the handle for a cooking vessel shown in FIG. 1; and, FIG. 5 is an end view of the handle for a cooking vessel shown in FIG. 1. The broken line showing of a cooking vessel and attachment sleeve in FIGS. 1-3 is for illustrative purposes only and forms no part of the claimed design.

1 Claim, 1 Drawing Sheet



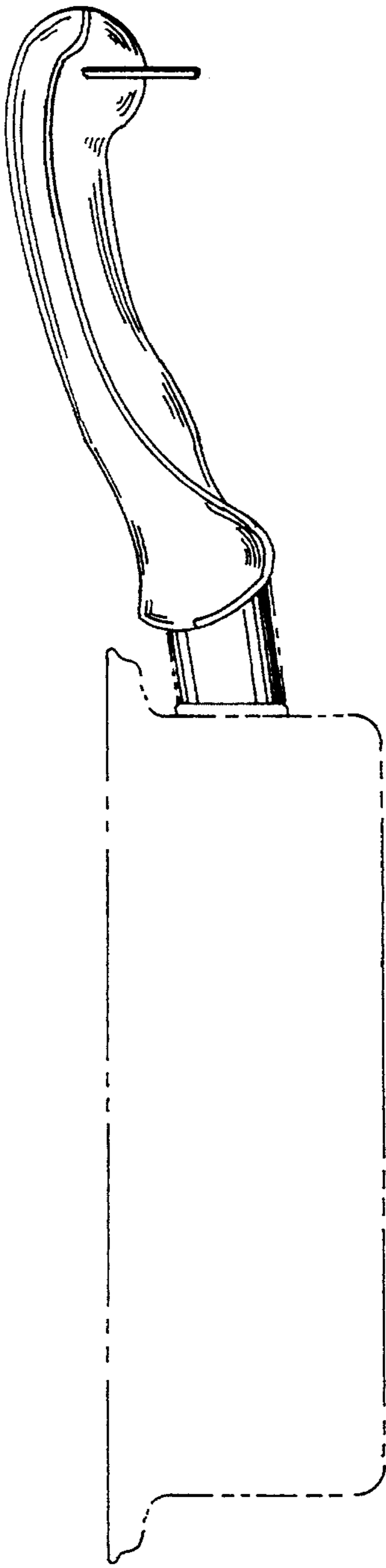


FIG. 1

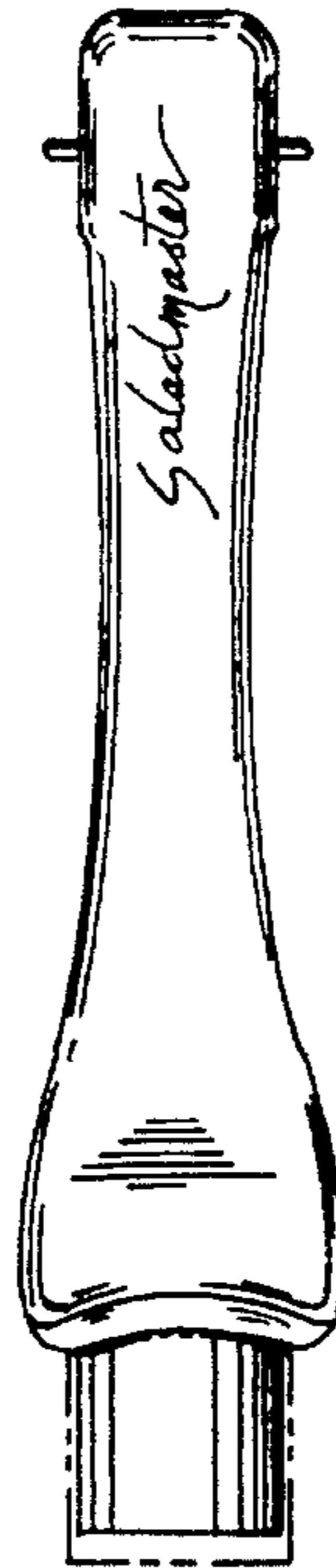


FIG. 2

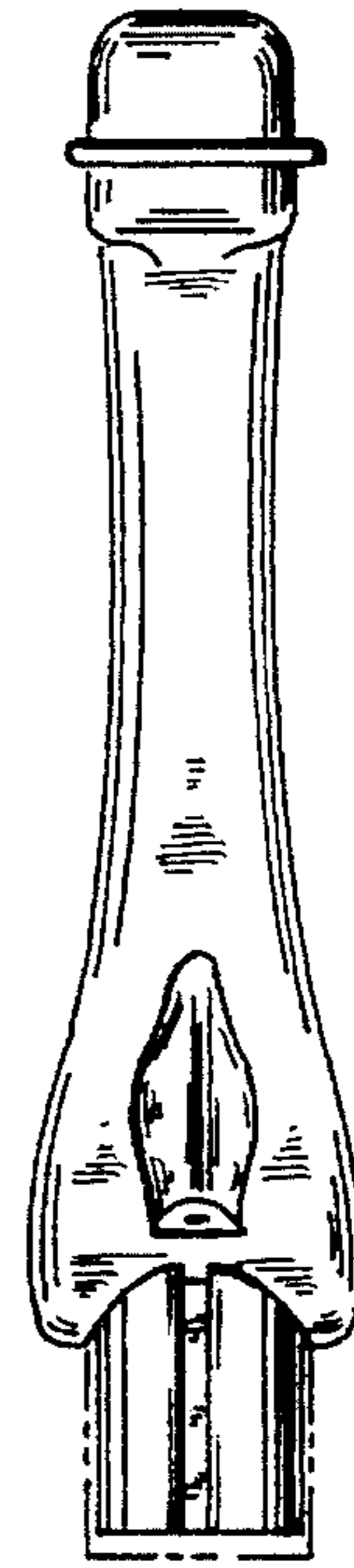


FIG. 3

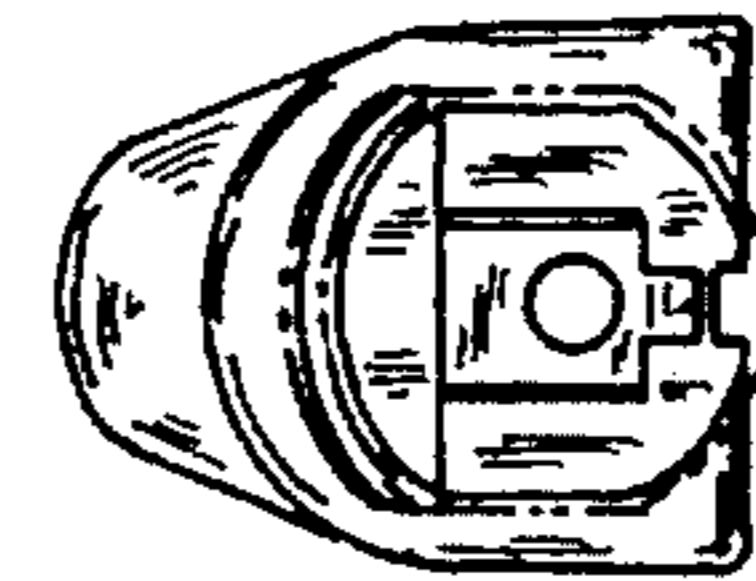


FIG. 4

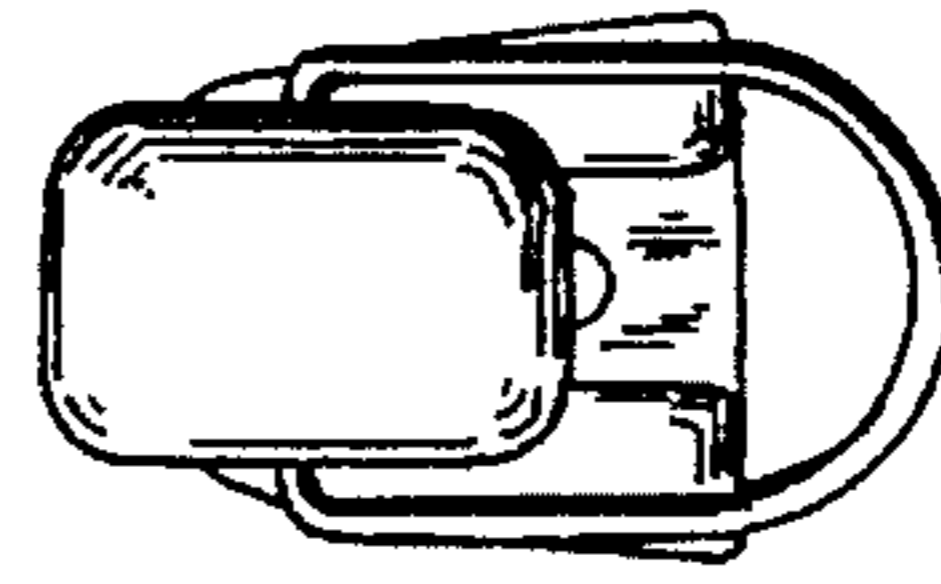


FIG. 5