



US00D369681S

United States Patent [19]
Spielvogel

[11] **Patent Number: Des. 369,681**
[45] **Date of Patent: **May 14, 1996**

[54] **SEPARATOR PANEL FOR FIREARM RANGE**

D. 341,271 11/1993 Pessa D6/421
3,180,459 4/1965 Liskey, Jr. 52/239 X
4,247,115 1/1981 Nikoden, Jr. 108/60

[75] Inventor: **Michael R. Spielvogel**, Tampa, Fla.

[73] Assignee: **Gun Range Authority, Inc.**, Tampa, Fla.

Primary Examiner—Janice E. Seeger
Attorney, Agent, or Firm—Frijouf, Rust & Pyle

[**] Term: **14 Years**

[57] **CLAIM**

[21] Appl. No.: **20,322**

The ornamental design for a separator panel for firearm range, as shown and described.

[22] Filed: **Mar. 24, 1994**

DESCRIPTION

[52] **U.S. Cl.** **D6/332**

[58] **Field of Search** D6/329, 332, 421,
D6/492, 494; D25/58, 16, 33; 273/317;
42/94; 52/239, 241, 243.1, 555; 160/135,
351; 108/60

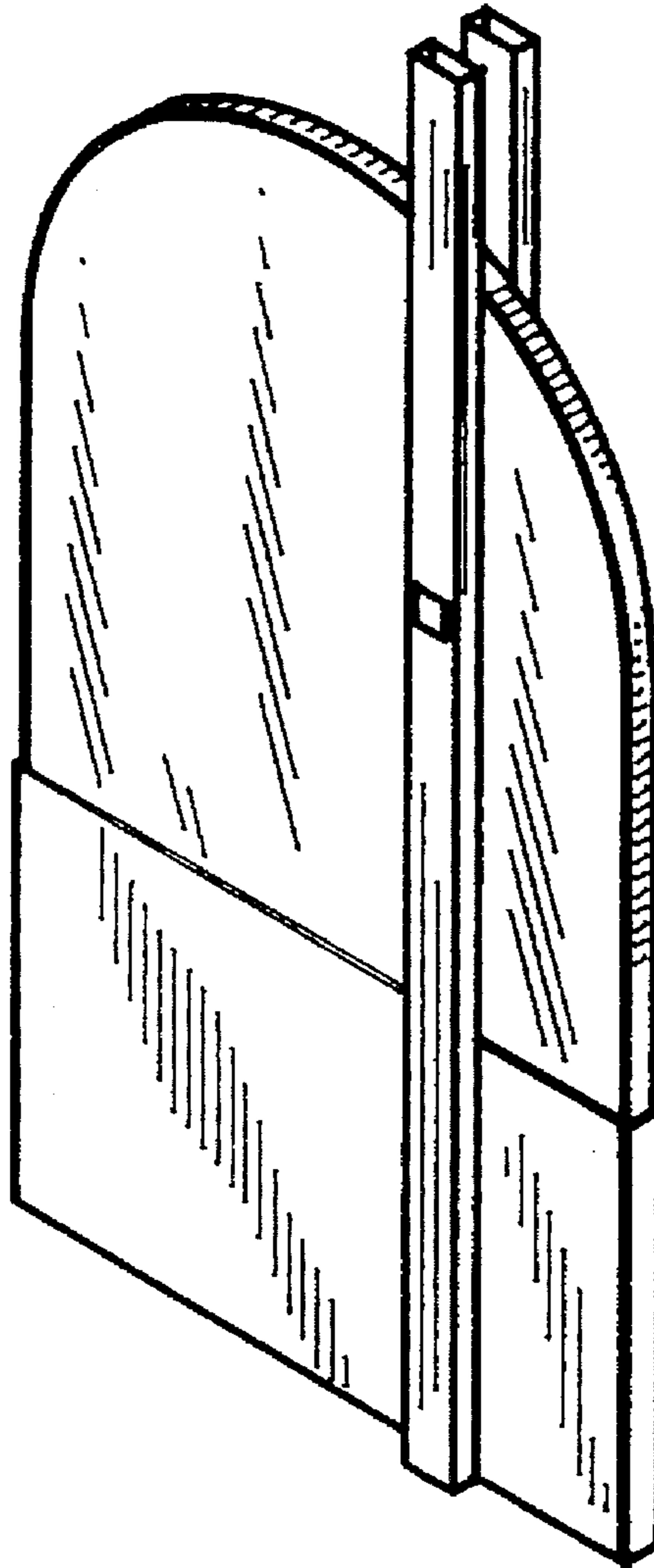
FIG. 1 is a perspective view of my new design for a separator panel for firearm range;
FIG. 2 is a front view thereof;
FIG. 3 is a rear view thereof;
FIG. 4 is a left side view thereof;
FIG. 5 is a right side view thereof;
FIG. 6 is a bottom view thereof; and,
FIG. 7 is a top view thereof.

[56] **References Cited**

U.S. PATENT DOCUMENTS

D. 252,660 8/1979 Lerner et al. D6/421
D. 257,417 10/1980 Lerner et al. D6/421

1 Claim, 2 Drawing Sheets



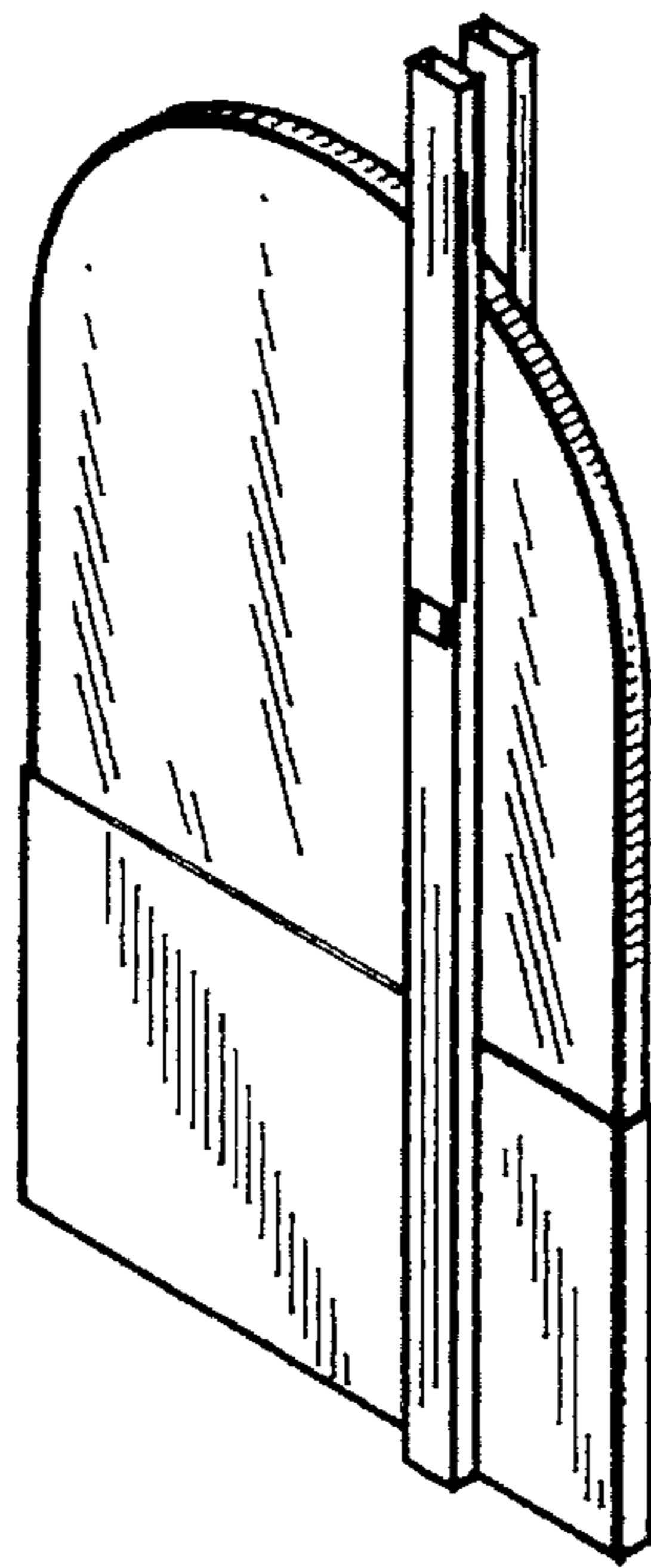


FIG. 1



FIG. 2



FIG. 3

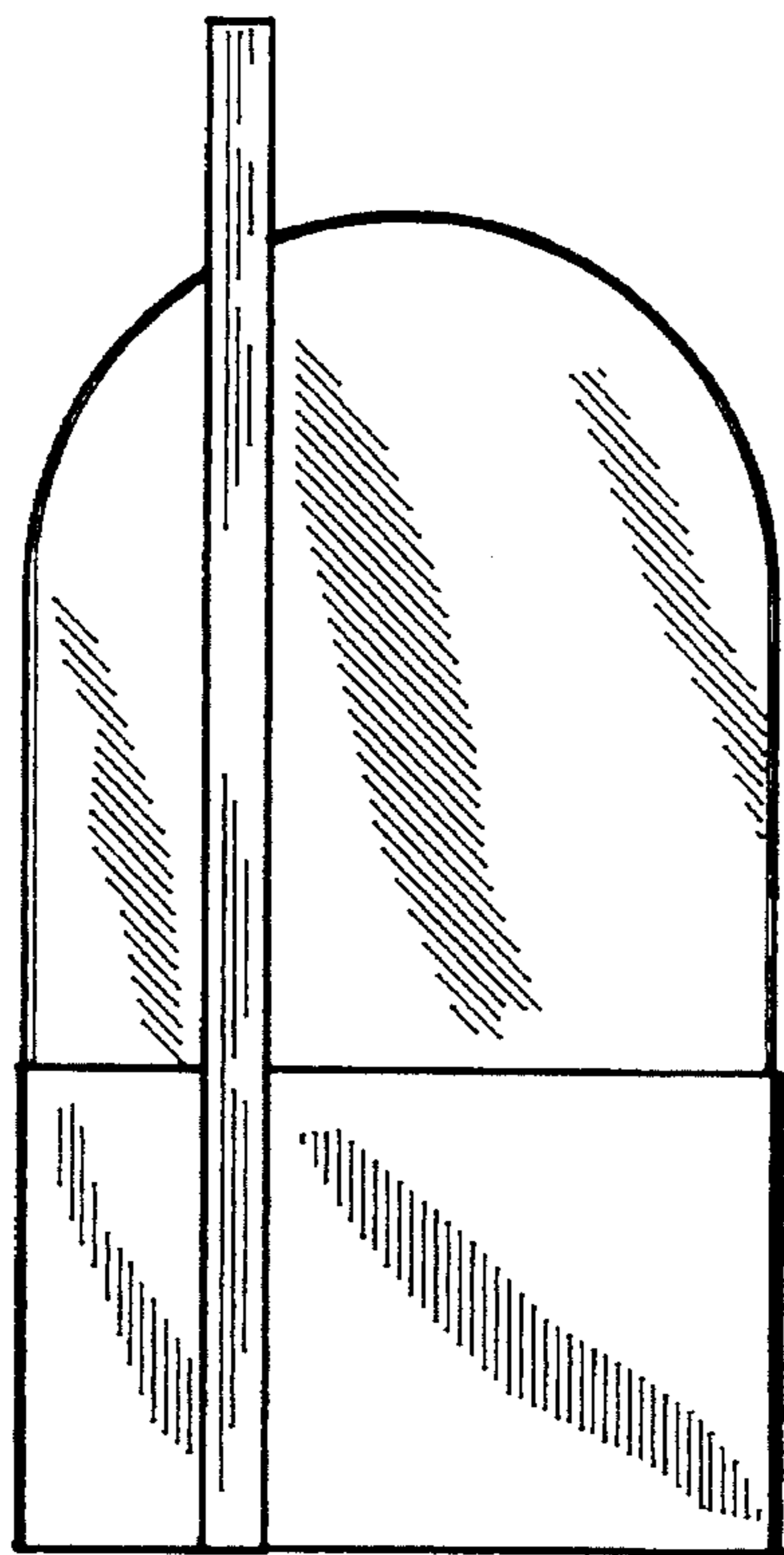


FIG. 4

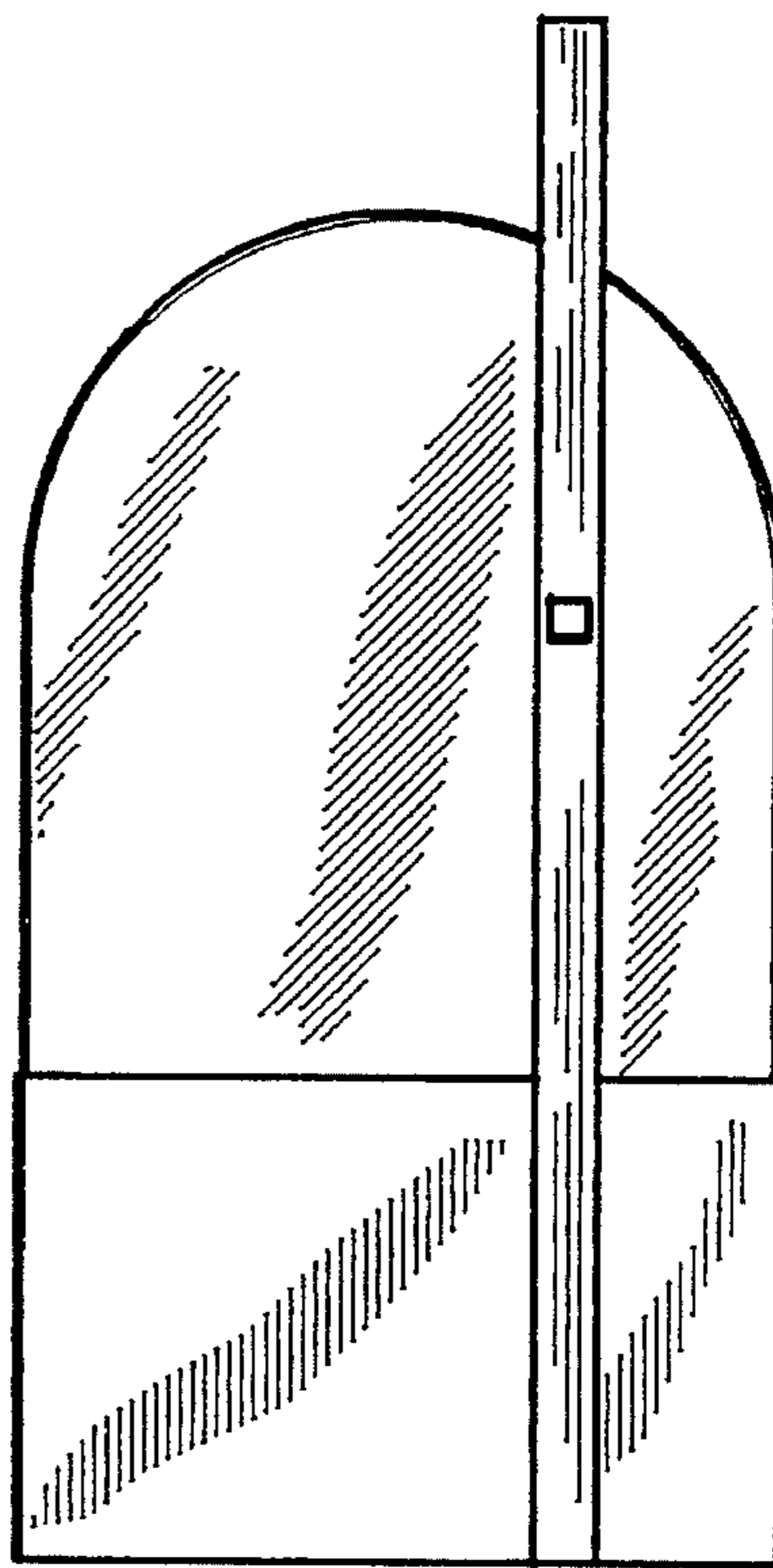


FIG. 5



FIG. 6



FIG. 7