



US00D369672S

United States Patent [19]

[11] Patent Number: **Des. 369,672**

Tanaka et al.

[45] Date of Patent: ****May 14, 1996**

[54] **SHOE SOLE**

810894 12/1990 Japan .

861898 11/1992 Japan .

[75] Inventors: **Minoru Tanaka**, Kobe; **Yoshio Yamashita**, Akashi, both of Japan

Primary Examiner—Celia Murphy
Attorney, Agent, or Firm—Nixon & Vanderhye

[73] Assignee: **Asics Corporation**, Hyogo, Japan

[**] Term: **14 Years**

[57] CLAIM

[21] Appl. No.: **27,990**

The ornamental design for a shoe sole, as shown and described.

[22] Filed: **Sep. 6, 1994**

DESCRIPTION

[30] Foreign Application Priority Data

Mar. 9, 1994 [JP] Japan 6-6197

[52] U.S. Cl. **D2/959**; D2/955; D2/957; D2/958

[58] Field of Search D2/902, 907, 908, D2/914, 916, 922, 927, 947, 950-960, 970; 36/83, 84, 89, 102, 103, 104, 105, 106, 107, 112, 113, 114, 115, 126, 127, 128, 129, 130, 3 B, 22 R, 24.5, 25 R, 30 R, 32 R, 59 R

FIG. 1 is a right side elevational view of a shoe sole showing our new design in the position of use, the broken lines showing a shoe being for illustrative purposes only and forming no part of the claimed design;

FIG. 2 is a left side elevational view thereof;

FIG. 3 is a front elevational view thereof;

FIG. 4 is a right side elevational view thereof;

FIG. 5 is a rear elevational view thereof;

FIG. 6 is a top plan view thereof;

FIG. 7 is a bottom plan view thereof; and,

FIG. 8 is a perspective view thereof.

[56] References Cited

FOREIGN PATENT DOCUMENTS

797280 6/1990 Japan .

801001 8/1990 Japan .

1 Claim, 4 Drawing Sheets

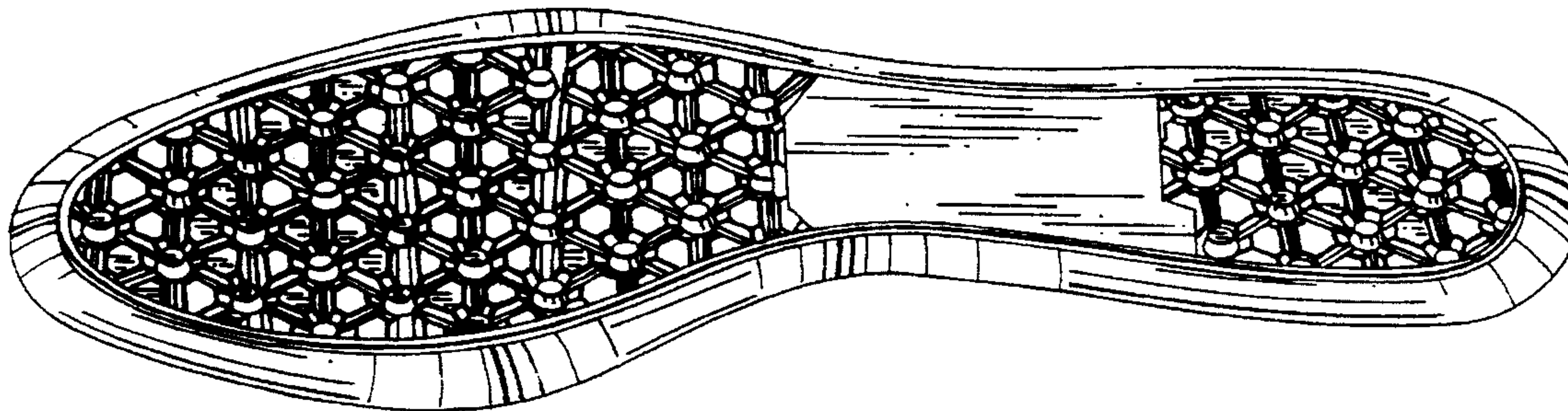


Fig. 1




Fig. 2



Fig. 3

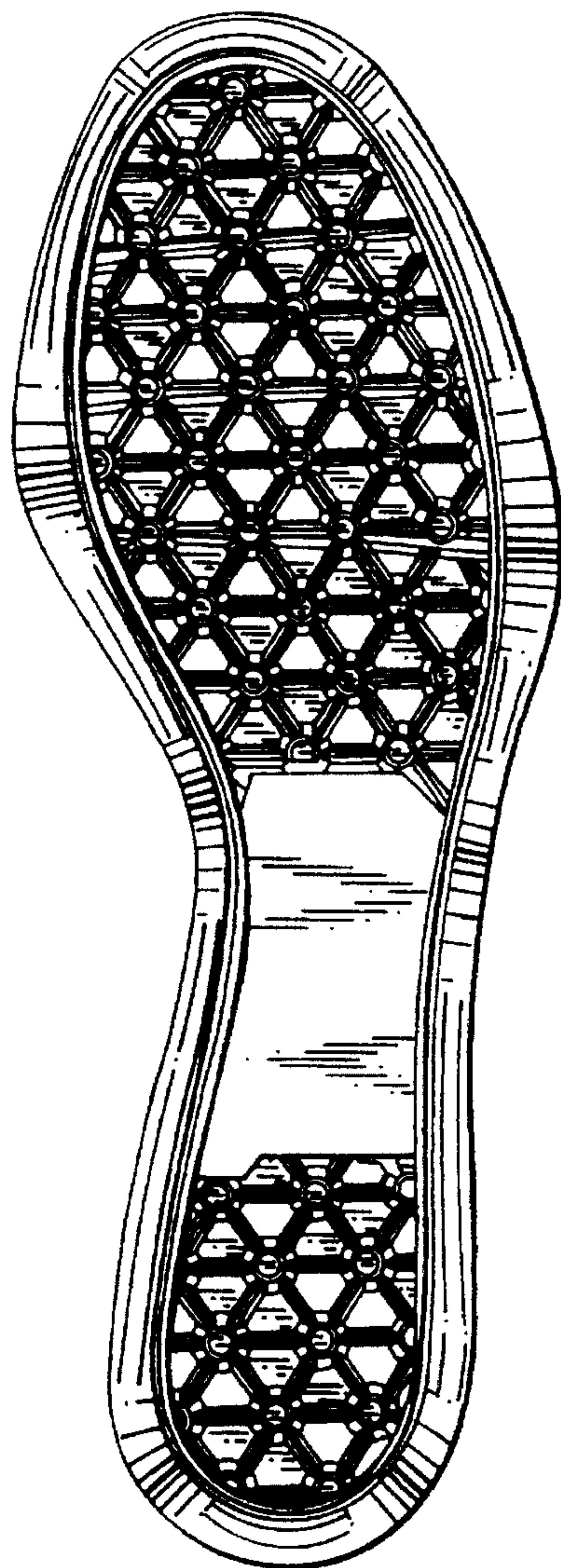


Fig. 4



Fig. 5

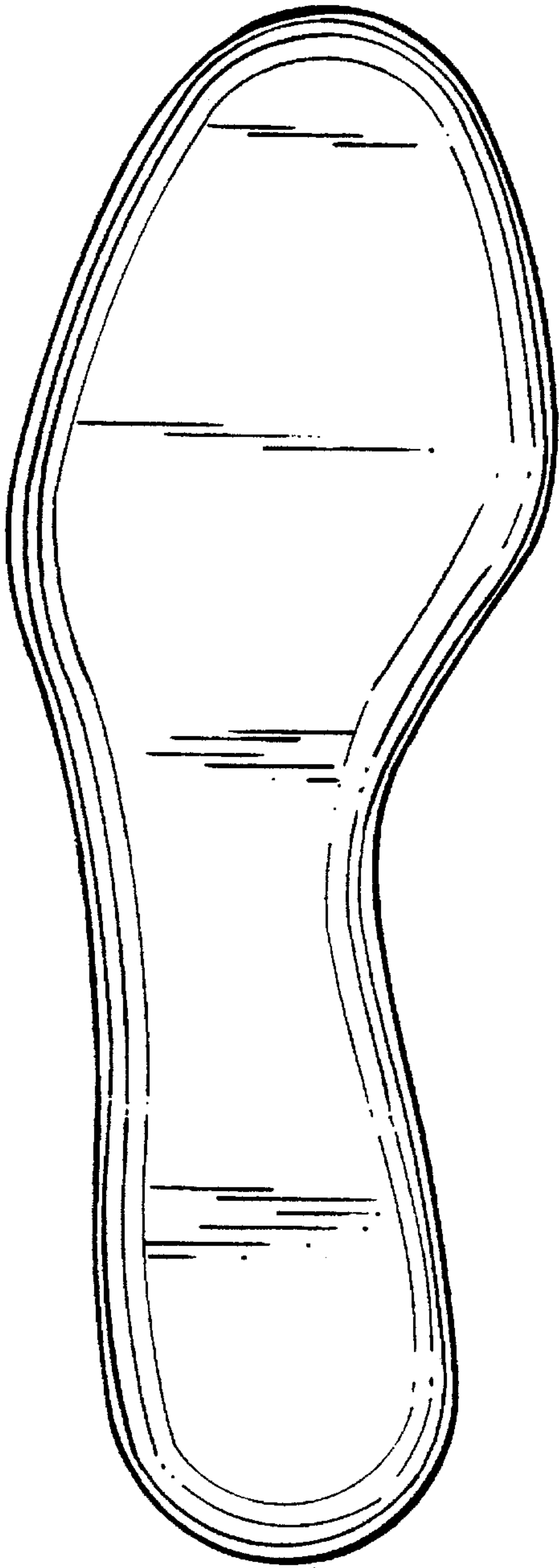


Fig. 6

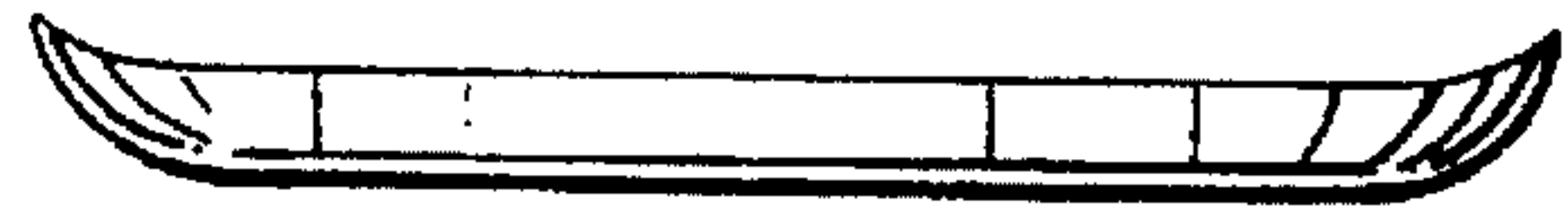


Fig. 7




Fig. 8

