



US00D369665S

United States Patent [19] Holt

[11] **Patent Number:** **Des. 369,665**
[45] **Date of Patent:** ****May 7, 1996**

[54] **SKIN DERMABRADER**
[76] Inventor: **G. Richard Holt**, 100 Pin Oak Forest,
San Antonio, Tex. 78232
[**] Term: **14 Years**
[21] Appl. No.: **22,301**
[22] Filed: **May 3, 1994**
[52] U.S. Cl. **D24/147; D8/90; D24/133;**
D24/148; D24/59
[58] **Field of Search** **D24/133, 119,**
D24/147; D28/59, 62; D8/90, 14, 15, 16,
17, 18; 132/76.5, 76.4, 73.4, 73, 75.6; 606/85;
601/136, 137, 138; D29/9

4,343,910 8/1982 Busch, Jr. et al. D28/59 X
4,438,767 3/1984 Nelson .
4,537,207 8/1985 Gilhaus .
4,541,443 9/1985 Brothers et al. .
4,572,187 2/1986 Schetrumpf .
4,712,552 12/1987 Pangburn .

FOREIGN PATENT DOCUMENTS

201123 11/1938 Switzerland .

OTHER PUBLICATIONS

“Dermasurgical Equipment” Catalog by Anthony Products Inc. pp. 8–9.

Primary Examiner—Louis S. Zarfes
Assistant Examiner—I. Simmons
Attorney, Agent, or Firm—Cox & Smith Incorporated

[56] **References Cited**

U.S. PATENT DOCUMENTS

132,468 10/1872 Jacobsohn .
D. 240,587 7/1976 Vendelsu et al. D8/40
D. 242,896 1/1977 Poliquin D8/90
D. 270,198 8/1983 Child D24/147 X
D. 282,591 2/1986 Usem et al. D28/59
D. 282,592 2/1986 Usem et al. D28/59
D. 290,651 6/1987 Pedone D24/147
D. 304,495 11/1989 Tye et al. D28/59
D. 355,105 2/1995 Nemazi D8/90
454,956 6/1891 Levy .
770,176 9/1904 Johnson et al. .
2,308,624 1/1943 Pouech .
2,898,914 8/1959 Sardal .
3,196,885 7/1965 Emerson .
3,956,858 5/1976 Catlin et al. .


[57] **CLAIM**

The ornamental design for a skin dermabrader, as shown and described.

DESCRIPTION

FIG. 1 is a perspective view of a skin dermabrader showing my new design;
FIG. 2 is a top plan view thereof;
FIG. 3 is a front elevational view thereof;
FIG. 4 is a right side elevational view thereof;
FIG. 5 is a rear elevational view thereof;
FIG. 6 is a left side elevational view thereof; and,
FIG. 7 is a bottom plan view thereof.

1 Claim, 1 Drawing Sheet






Fig. 1

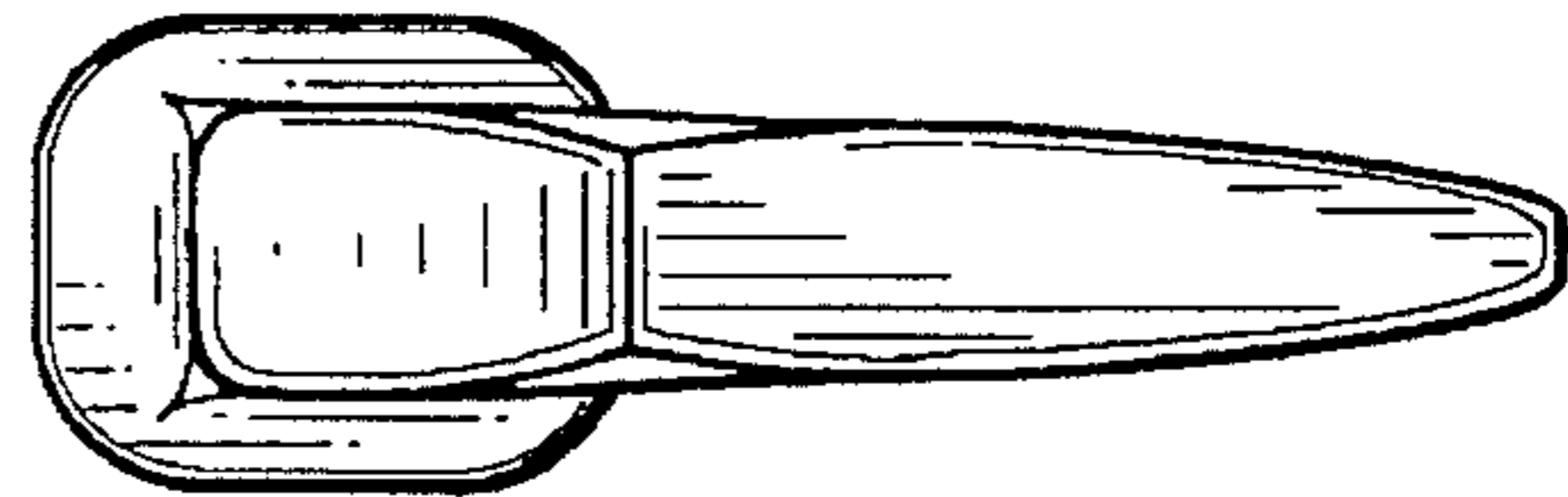


Fig. 2

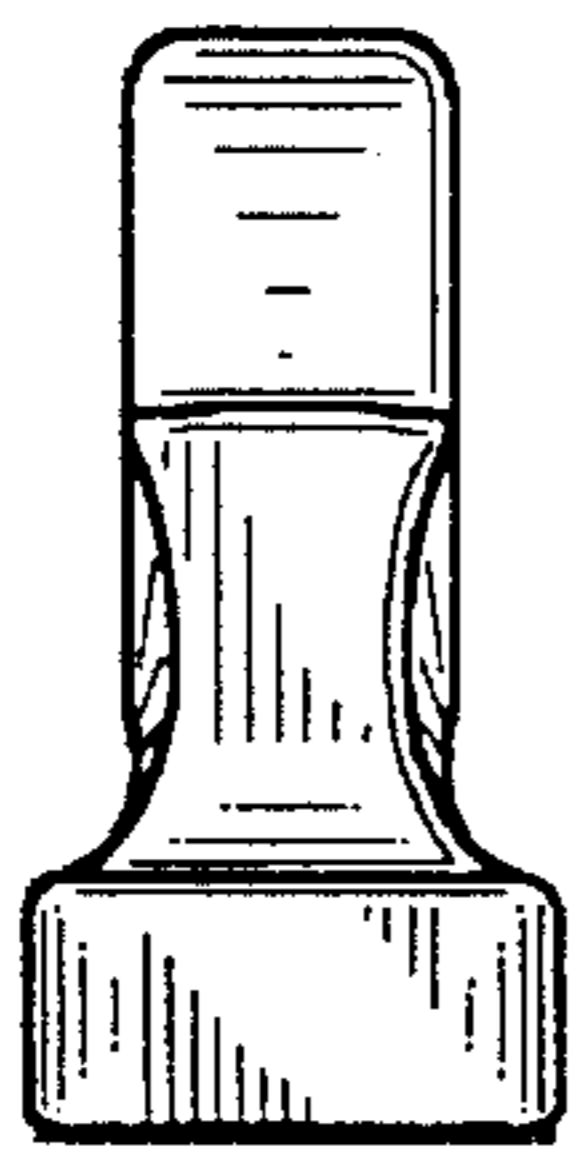


Fig. 3

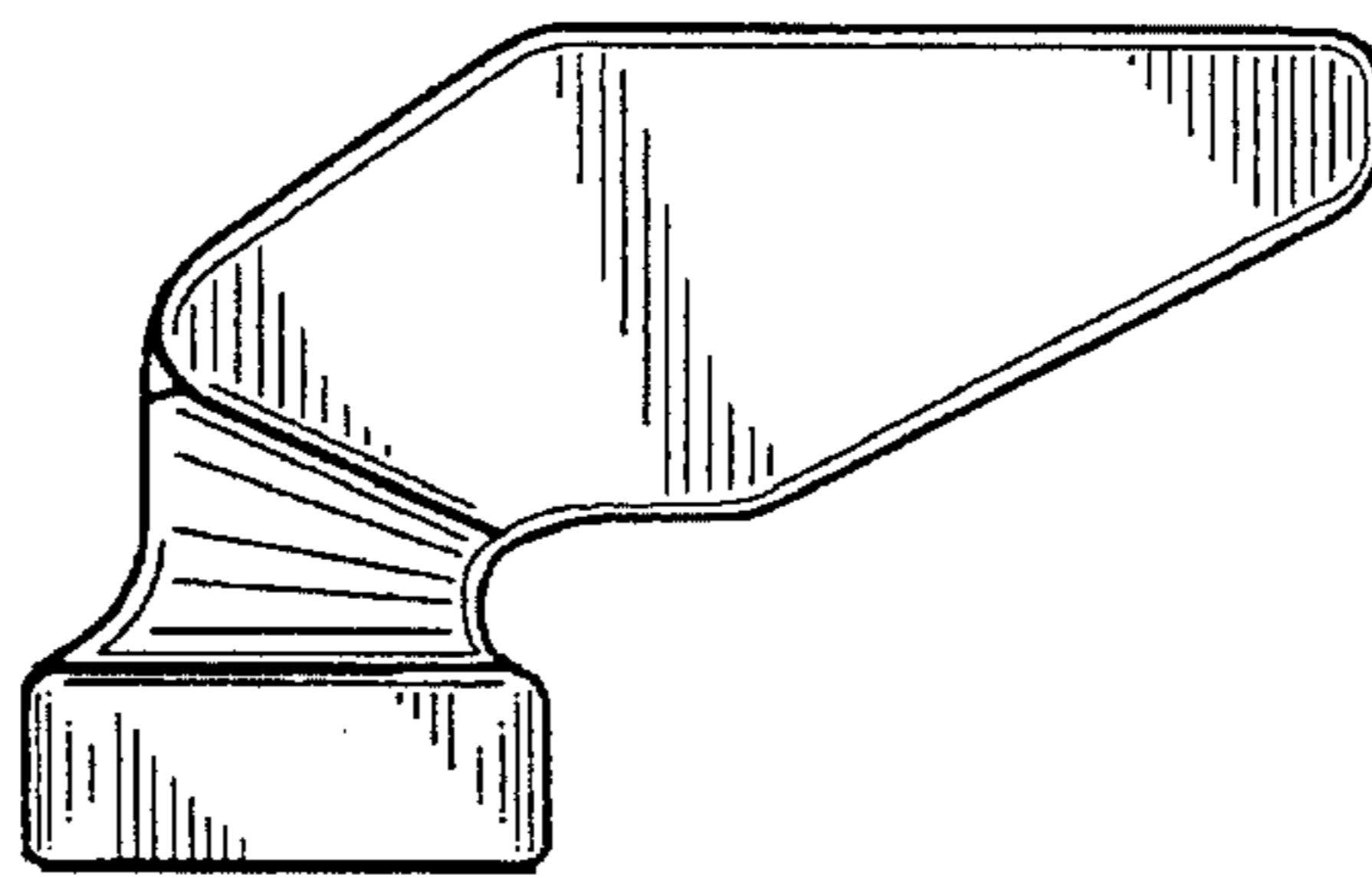


Fig. 4




Fig. 5

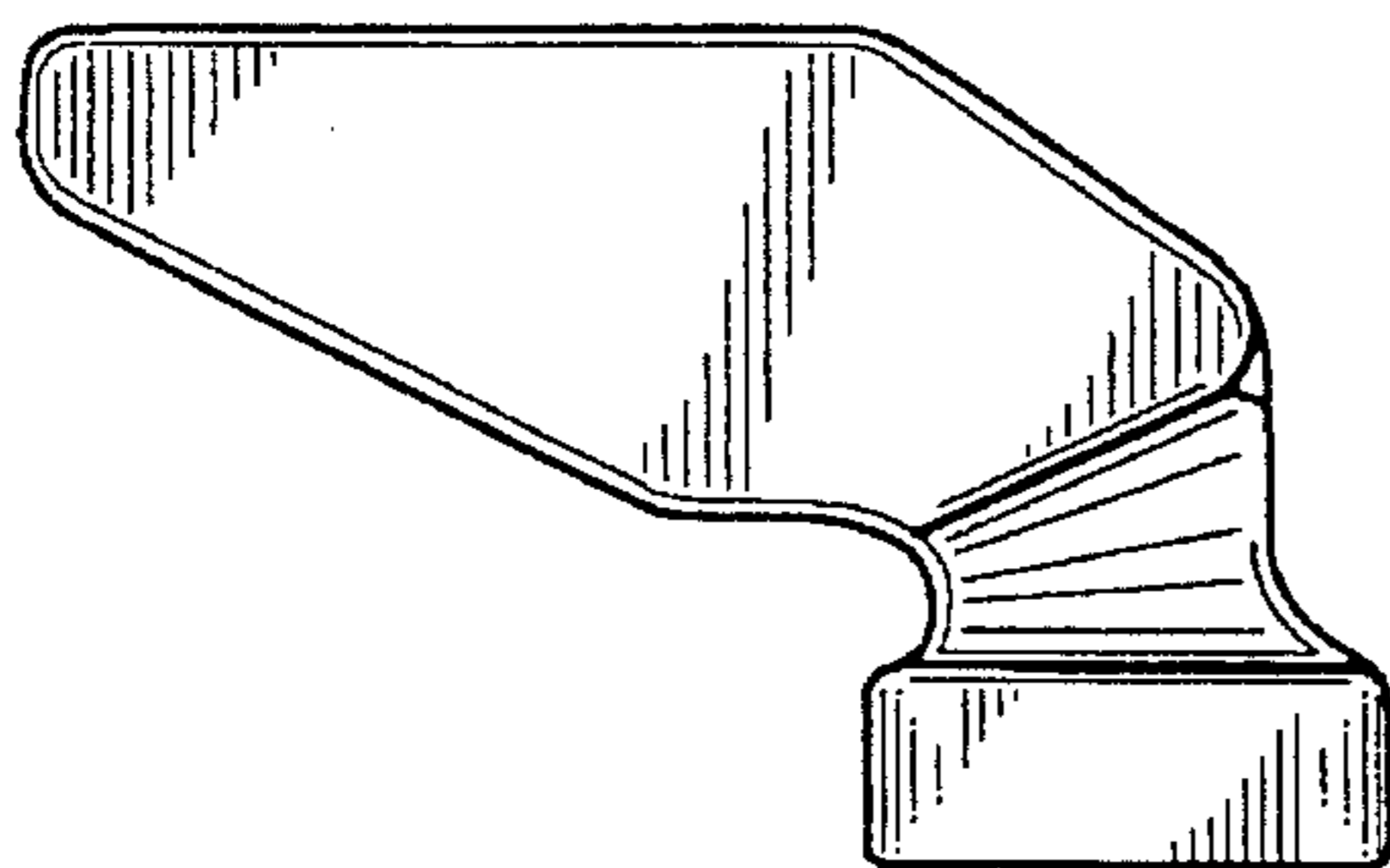


Fig. 6

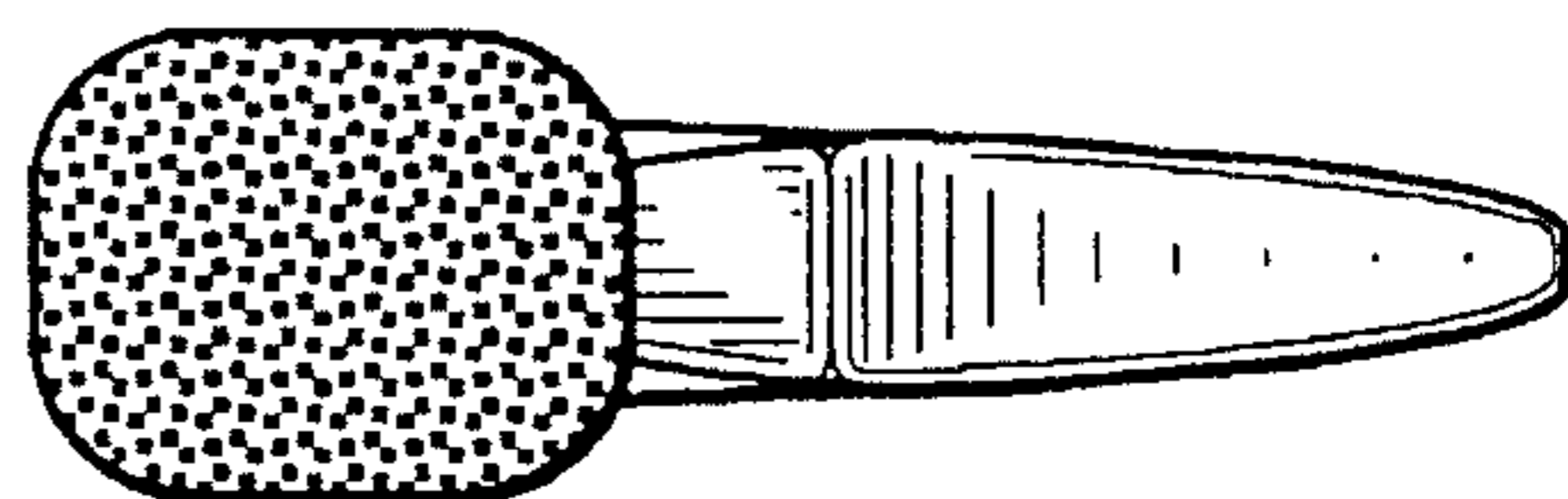


Fig. 7