



US00D369639S

# United States Patent [19]

**Predazzer**

[11] **Patent Number: Des. 369,639**

[45] **Date of Patent: \*\*May 7, 1996**

[54] **RIFLE**  
[75] Inventor: **René Predazzer**, Flemalle, Belgium

[73] Assignee: **Fabrique Nationale Nouvelle Herstal**, Belgium

[\*\*] Term: **14 Years**

[21] Appl. No.: **30,484**

[22] Filed: **Oct. 31, 1994**

[30] **Foreign Application Priority Data**

Jul. 13, 1994 [BX] Benelux TM/Des. Off. .... 5604

[52] **U.S. Cl.** ..... **D22/103; D22/100**

[58] **Field of Search** ..... D22/100, 101, D22/102, 103, 104, 108, 109, 110; D16/182; D21/145, 146; 42/50, 69.01, 100, 105; 89/195, 196

[56] **References Cited**

**U.S. PATENT DOCUMENTS**

D. 205,231 7/1966 Blumenthal ..... D21/146  
D. 286,308 10/1986 Mayer et al. .... D21/146

3,906,833 9/1975 Orozco ..... 89/196  
4,640,036 2/1987 Gal ..... D22/104 X  
5,052,144 10/1991 Ostor ..... 42/105

**OTHER PUBLICATIONS**

*The Washington Post*, Oct. 21, 1988, "Uzi semiautomatic submachine Gun", center of page.

*Primary Examiner*—Louis S. Zarfaz  
*Assistant Examiner*—Monica A. Hannon  
*Attorney, Agent, or Firm*—Bacon & Thomas

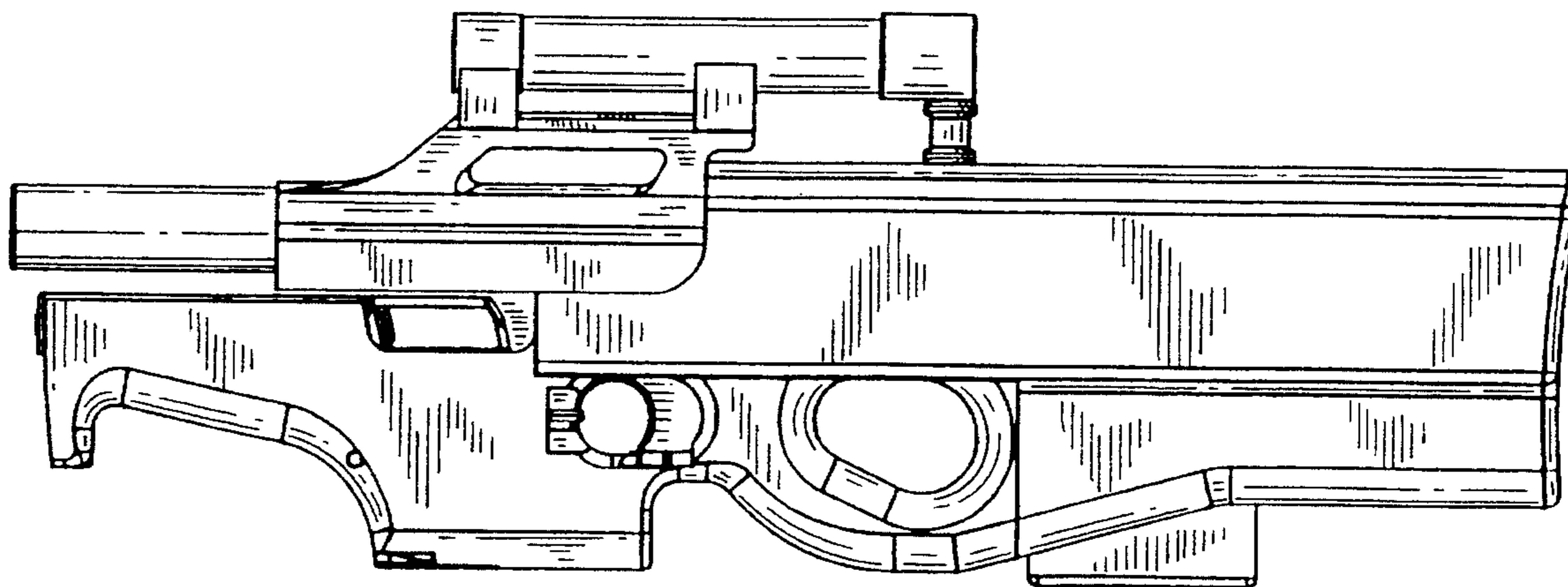
[57] **CLAIM**

The ornamental design for a rifle, as shown.

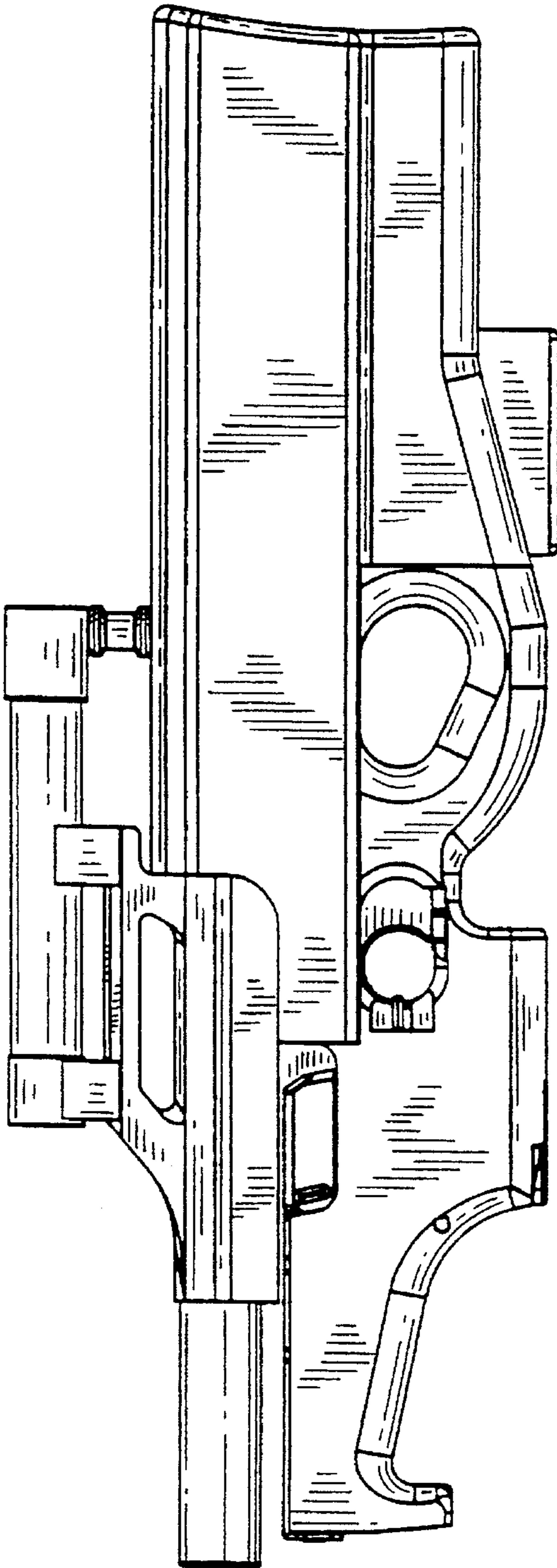

**DESCRIPTION**

FIG. 1 is an elevational view of a rifle, showing my new design;  
FIG. 2 is a top plan view thereof;  
FIG. 3 is a bottom plan view thereof;  
FIG. 4 is a right side elevational view thereof;  
FIG. 5 is a left side elevational view thereof; and,  
FIG. 6 is a rear elevational view thereof.

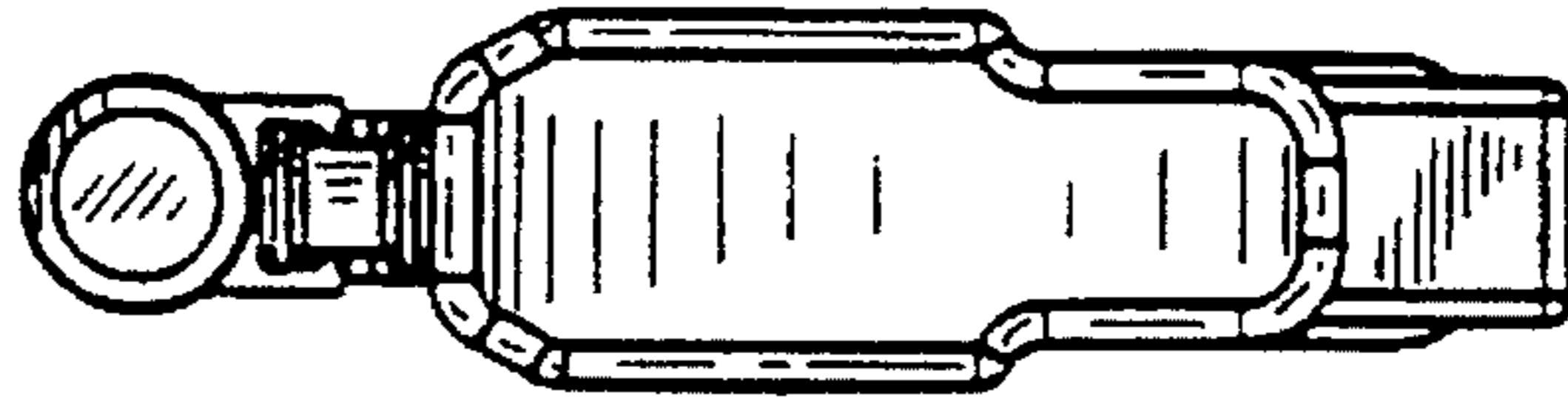
**1 Claim, 2 Drawing Sheets**



*Fig. 2*

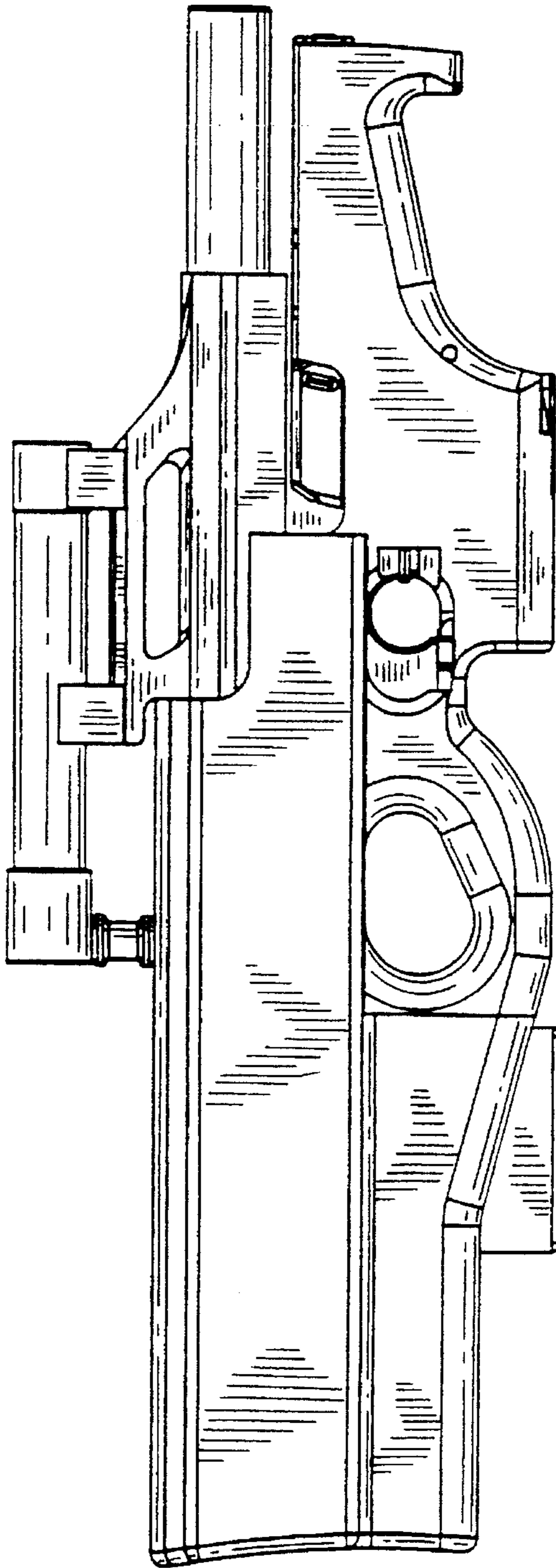
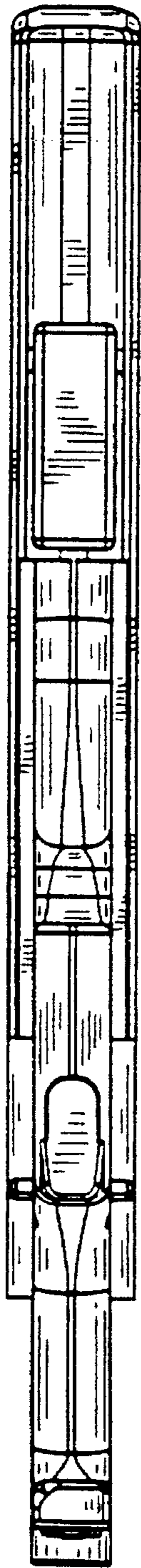


*Fig. 1*

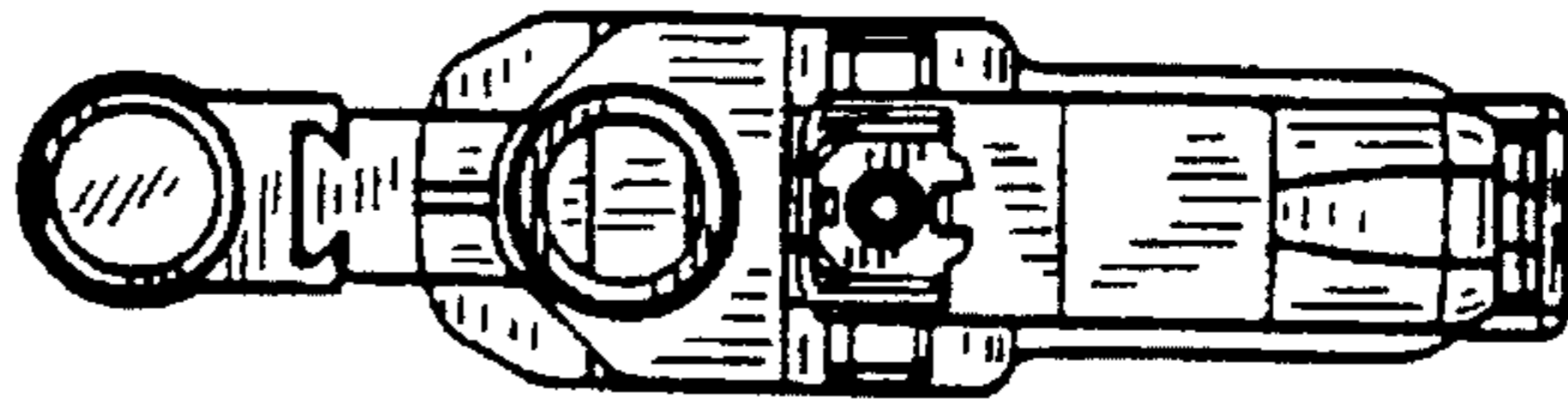


*Fig. 4*

*Fig. 3*



*Fig. 6*



*Fig. 5*