



US00D369637S

United States Patent [19]

Digerness et al.

[11] Patent Number: Des. 369,637

[45] Date of Patent: **May 7, 1996

[54] MULTI-PURPOSE GOLFER'S TOOL

[75] Inventors: Robert L. Digerness, 8328 E. Chapparal Rd., Scottsdale, Ariz. 85250; Chris M. Stalzer, Scottsdale, Ariz.; Scott C. Smith, Phoenix, Ariz.; Charles S. Lord, Scottsdale, Ariz.

[73] Assignee: Robert L. Digerness, Scottsdale, Ariz.

[**] Term: 14 Years

[21] Appl. No.: 36,818

[22] Filed: Mar. 28, 1995

Related U.S. Application Data

[63] Continuation-in-part of Ser. No. 29,944, Oct. 19, 1994.
[52] U.S. Cl. D21/234
[58] Field of Search D21/234; D19/73; 273/32 B; 30/459, 451

References Cited

U.S. PATENT DOCUMENTS

D. 238,436	1/1976	McKelvey	d21/234
D. 243,868	3/1977	Williams, Jr.	D21/234
D. 247,056	1/1978	McClackie	D21/234
D. 249,814	10/1978	Cudahy, III	D21/234
D. 253,420	11/1979	Heerlies	D21/234
D. 253,779	12/1979	Kraleovich	D21/234
D. 253,788	12/1979	Kraleovich	D21/234
D. 254,211	2/1980	Gutknecht	D21/234
D. 257,441	10/1980	Kraleovich	D21/234
D. 264,369	5/1982	Jackson	D21/234
D. 272,461	1/1984	Burns	D21/234
D. 285,233	8/1986	Owen	D21/234
D. 290,634	6/1987	Shumlas	D21/234
D. 290,985	7/1985	Dikoff	D21/234
D. 300,160	3/1989	Johnson	D21/234
D. 300,760	4/1989	Krokus, Sr.	D21/234
D. 306,057	2/1990	Vaughan, Jr.	D21/234

D. 306,060	2/1990	Washburn	D21/234
D. 308,713	6/1990	Sherry	D21/234
D. 327,910	7/1992	Cantlon	D19/36
D. 328,117	7/1992	Haugom	D21/234
D. 331,090	11/1992	Cellura	D21/234
D. 336,124	6/1993	Ordlock	D21/234
D. 340,755	10/1993	Shearer	D21/234
D. 343,885	2/1994	Wilkie, Sr.	D21/234
D. 345,776	4/1994	Williams	D21/234
D. 347,255	5/1994	Kerr et al.	D21/234
D. 361,815	8/1995	Fazekas	D21/234
3,622,157	11/1971	Hatch	273/32 A
3,763,515	10/1973	Voss	15/105
3,870,299	3/1975	Howe	273/32 B
4,086,678	5/1978	Torr	15/105
4,998,726	3/1991	Budnick	D21/234 X
5,388,824	2/1995	Reimers	273/32 B X

OTHER PUBLICATIONS

Flyer for Greensman Golf Tool.

Primary Examiner—Dominic Simone
Assistant Examiner—Cheri Cohen
Attorney, Agent, or Firm—Frank J. McGue

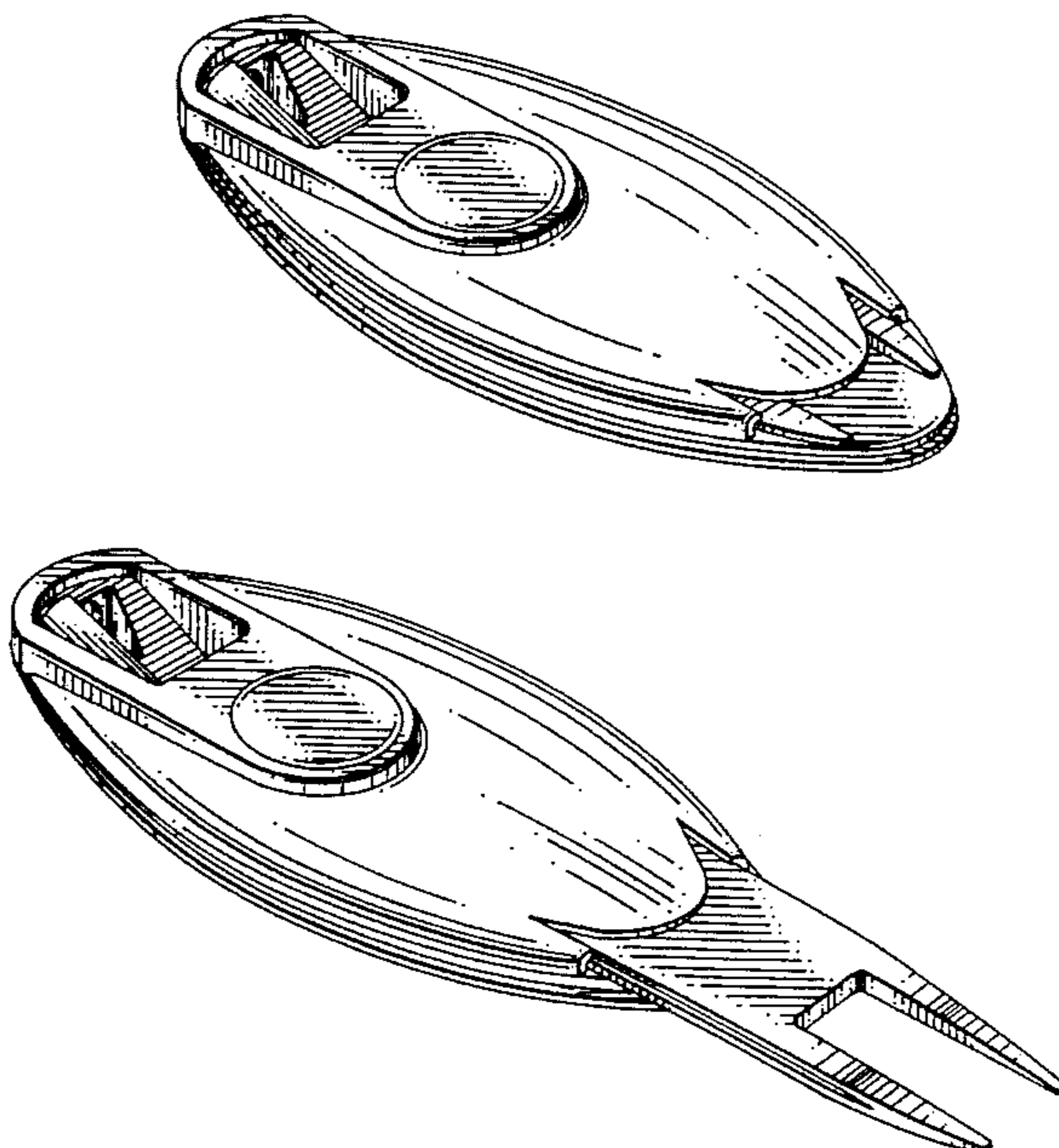
[57] CLAIM

The ornamental design for a multi-purpose golfer's tool, as shown and described.

DESCRIPTION

FIG. 1 is a perspective view of a multi-purpose golfer's tool showing our new design; FIG. 2 is a side view of the multi-purpose golfer's tool; FIG. 3 is a top view of the multi-purpose golfer's tool; FIG. 4 is a bottom view of the multi-purpose golfer's tool; FIG. 5 is a rear view of the multi-purpose golfer's tool; FIG. 6 is a front view of the multi-purpose golfer's tool; and, FIG. 7 is a perspective view of the multi-purpose golfer's tool with prongs extended.

1 Claim, 1 Drawing Sheet



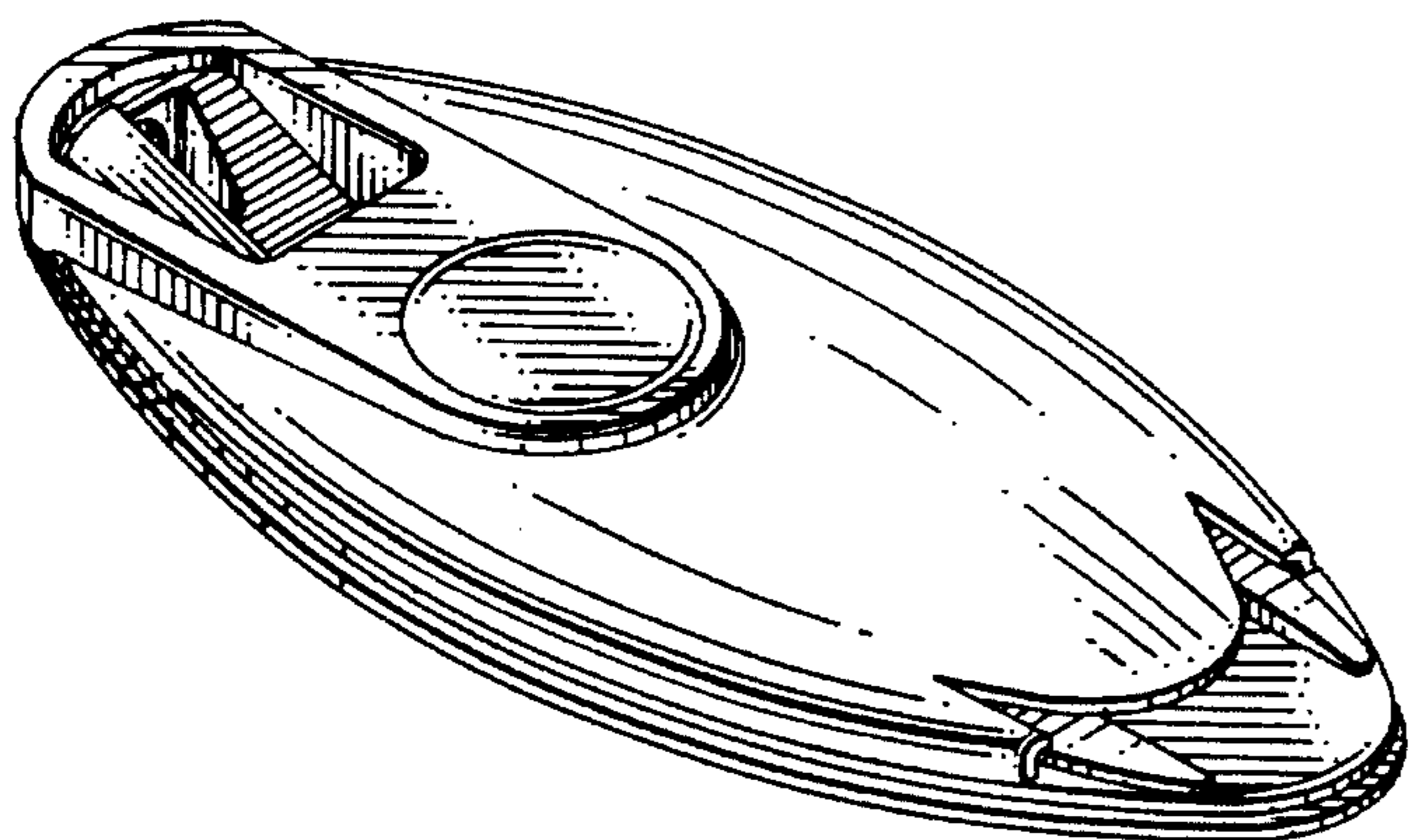


FIG. 1

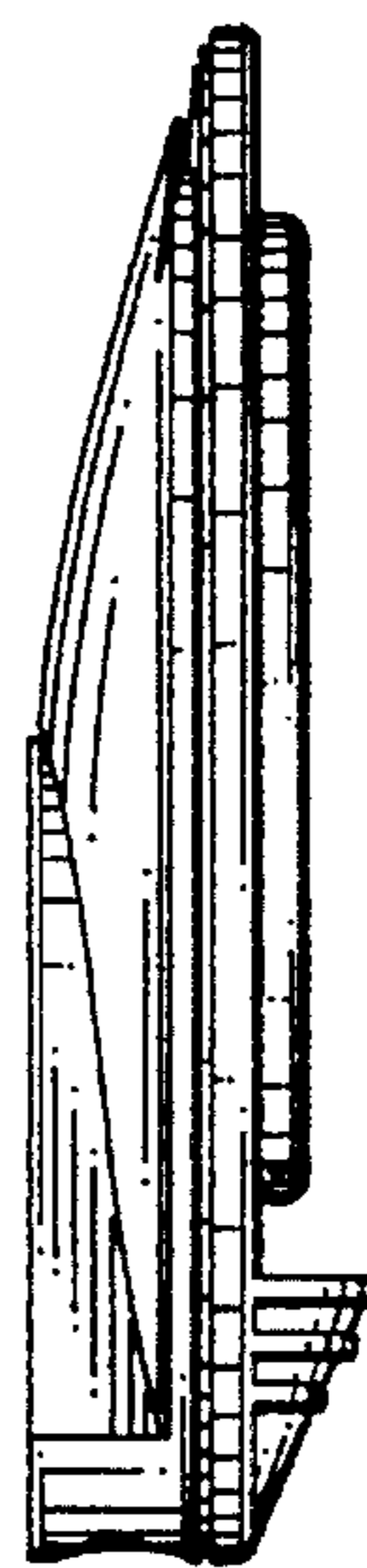


FIG. 2

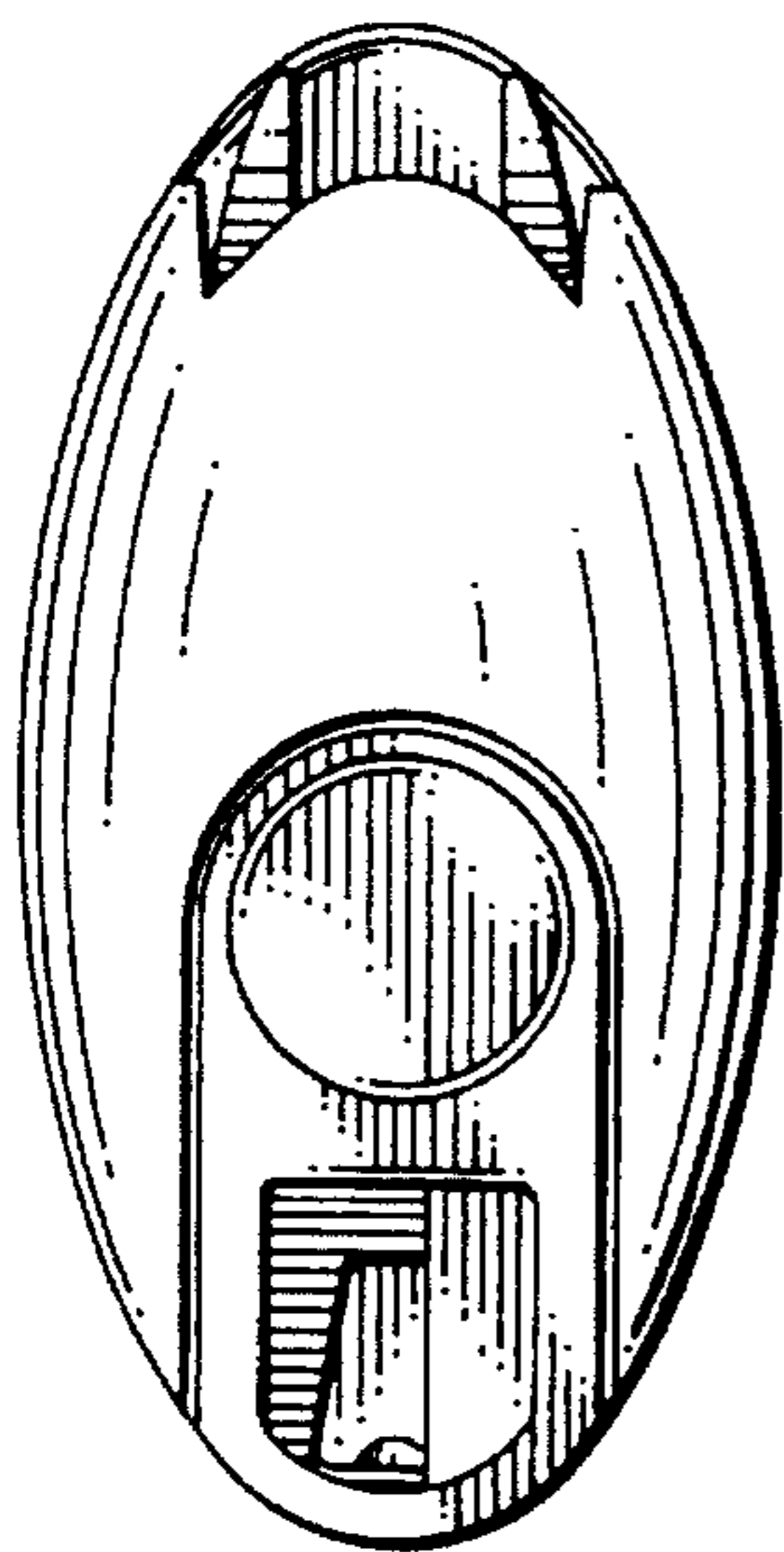


FIG. 3

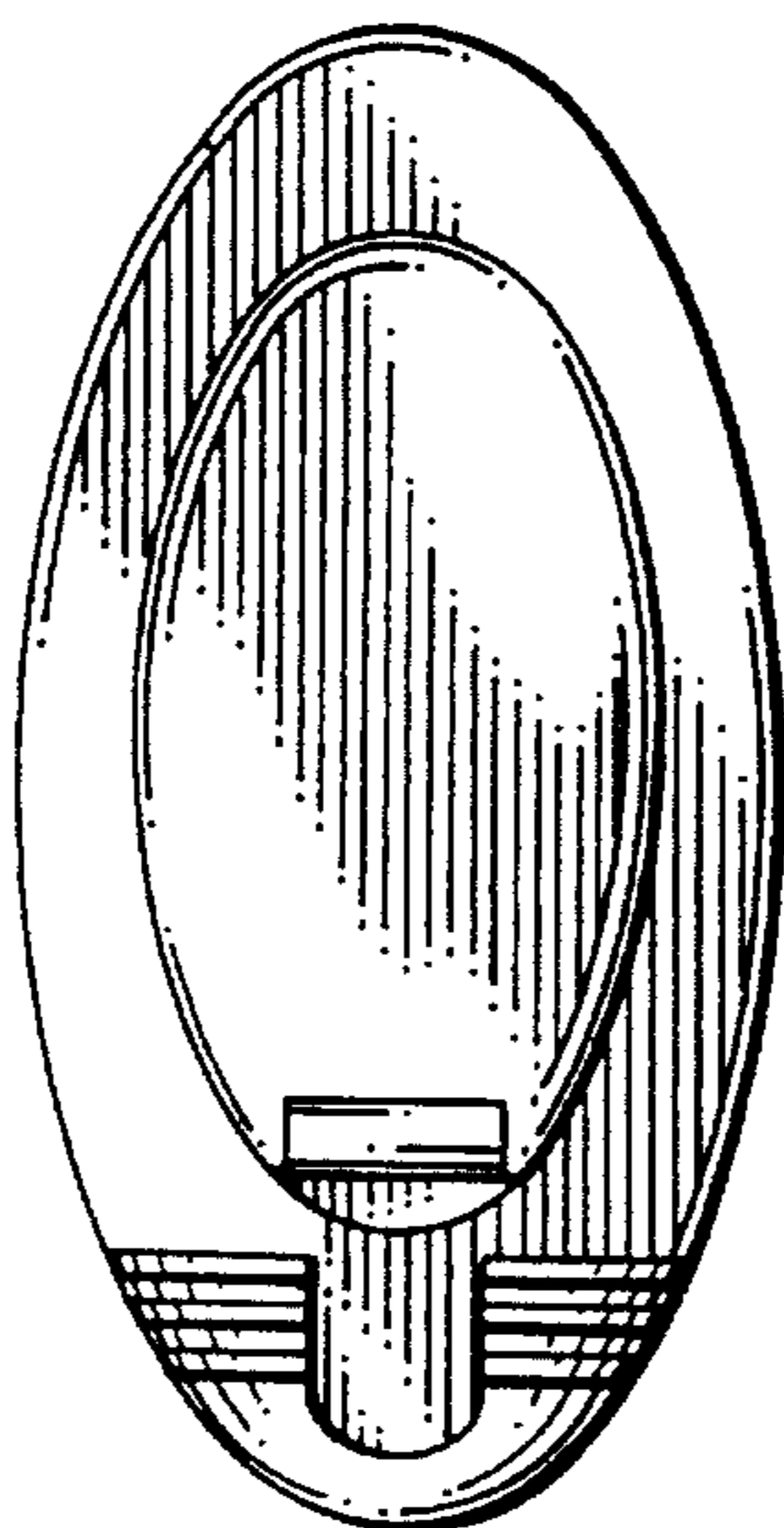


FIG. 4




FIG. 5




FIG. 6

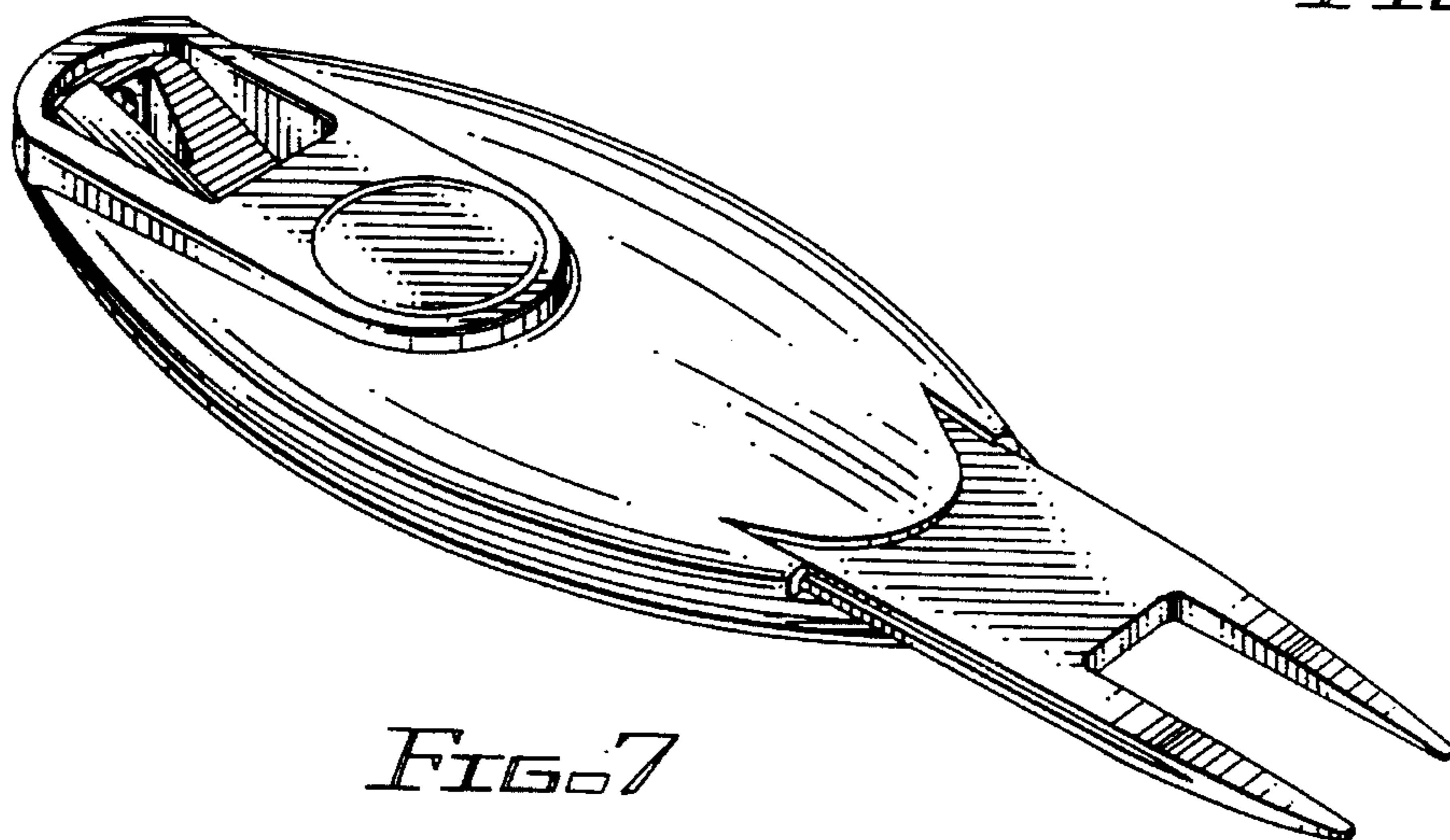


FIG. 7