



US00D369631S

# United States Patent [19]

Stewart et al.

[11] Patent Number: **Des. 369,631**

[45] Date of Patent: **\*\*May 7, 1996**

[54] **DINOSAUR FIGURE**

[76] Inventors: **Norman G. Stewart; Brenda J. Stewart**, both of 2063 Old Dial Rd., Morganton, Ga. 30560

[\*\*] Term: **14 Years**

[21] Appl. No.: **25,104**

[22] Filed: **Jun. 27, 1994**

[52] U.S. Cl. .... **D21/148**

[58] Field of Search ..... D11/158; D21/148-155; 446/71, 72, 97-100, 268-269, 290-291, 369, 376, 392

[56] **References Cited**

**U.S. PATENT DOCUMENTS**

D. 211,926	8/1968	Kelly .....	D21/148
D. 247,053	1/1978	Dawson .....	D21/148
D. 286,901	11/1986	Ohno .....	D21/148
D. 287,151	12/1986	Ohno .....	D21/148
D. 321,385	11/1991	Hudson .....	D21/148
D. 324,123	2/1992	Schuppan et al. ....	D21/148
D. 330,233	10/1992	Atchison et al. ....	D21/148

D. 340,484	10/1993	Sachetti .....	D21/148
D. 342,979	1/1994	Patukonis .....	D21/148
D. 342,980	1/1994	Patukonis .....	D21/148
4,881,915	11/1989	Liaw .....	446/153

**OTHER PUBLICATIONS**

Hong Kong Toys 1986 p. 465, #H386BW, Middle.

*Primary Examiner*—Sandra L. Morris

[57] **CLAIM**

The ornamental design for the dinosaur figure, as shown and described.

**DESCRIPTION**

FIG. 1 is a front elevational view of the dinosaur figure showing our new design;

FIG. 2 is a rear elevational view thereof;

FIG. 3 is a right side elevational view thereof;

FIG. 4 is a left side elevational view thereof;

FIG. 5 is a top plan view thereof; and,

FIG. 6 is a bottom plan view thereof.

**1 Claim, 3 Drawing Sheets**




FIG. 1

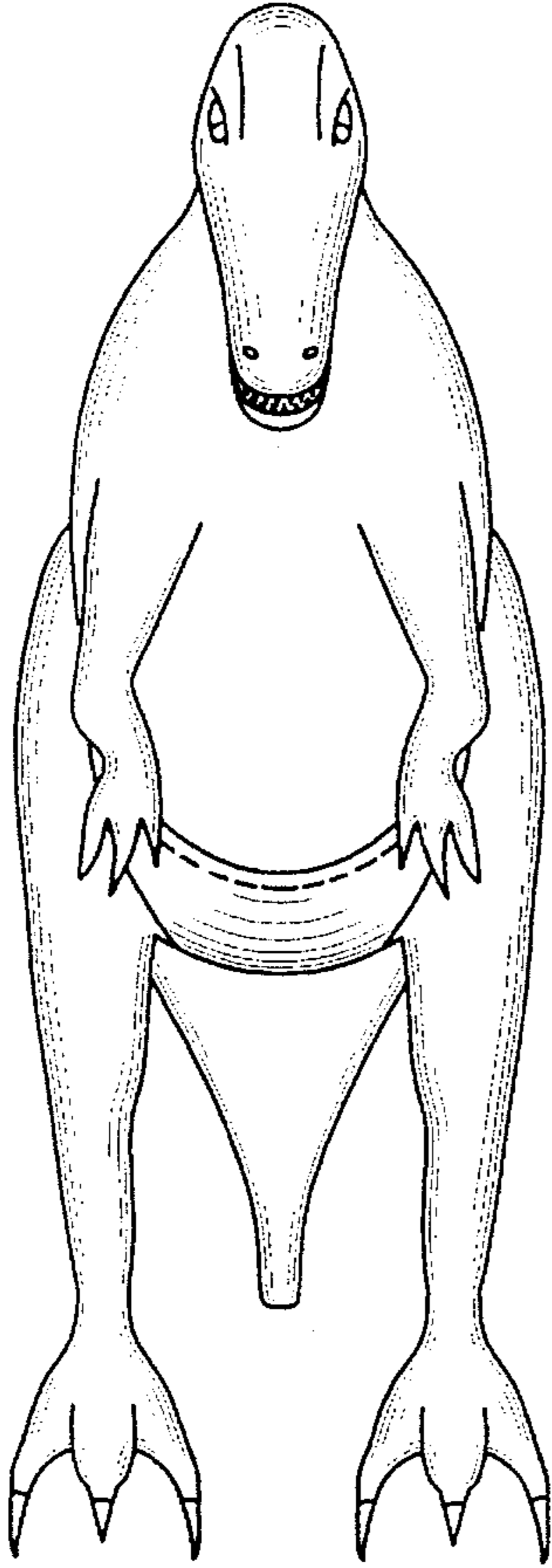


FIG. 2

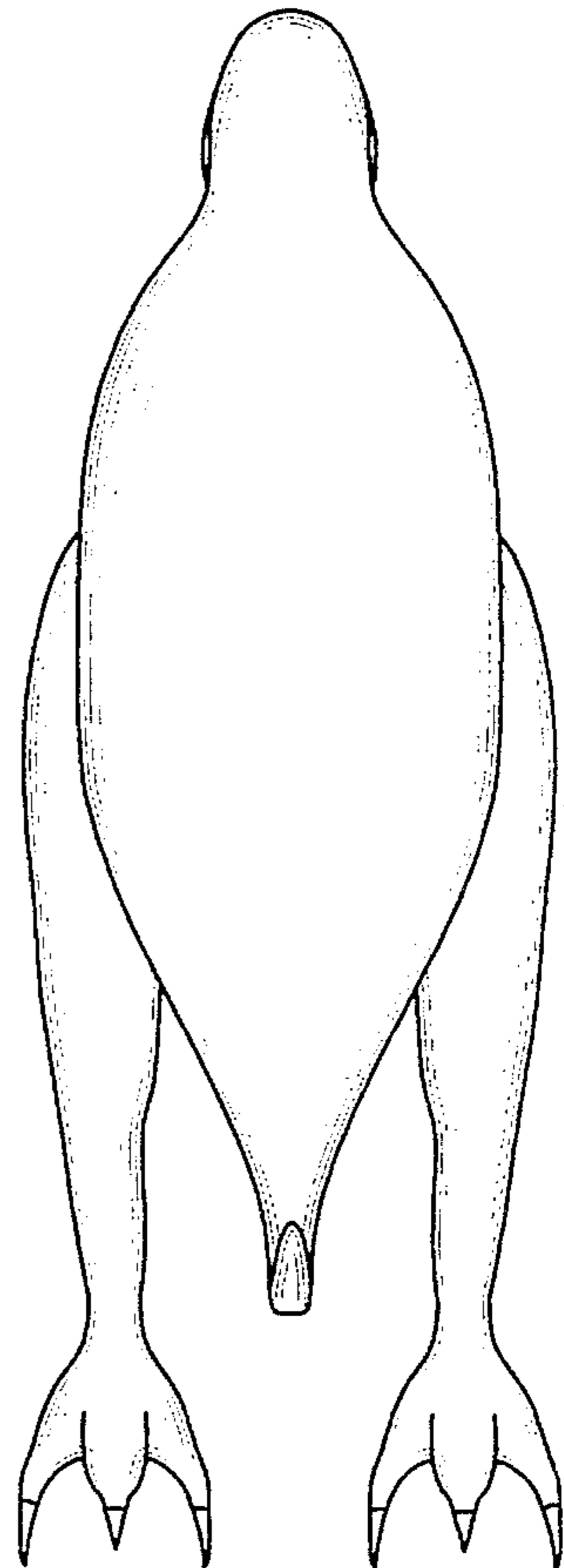


FIG. 3




FIG. 4

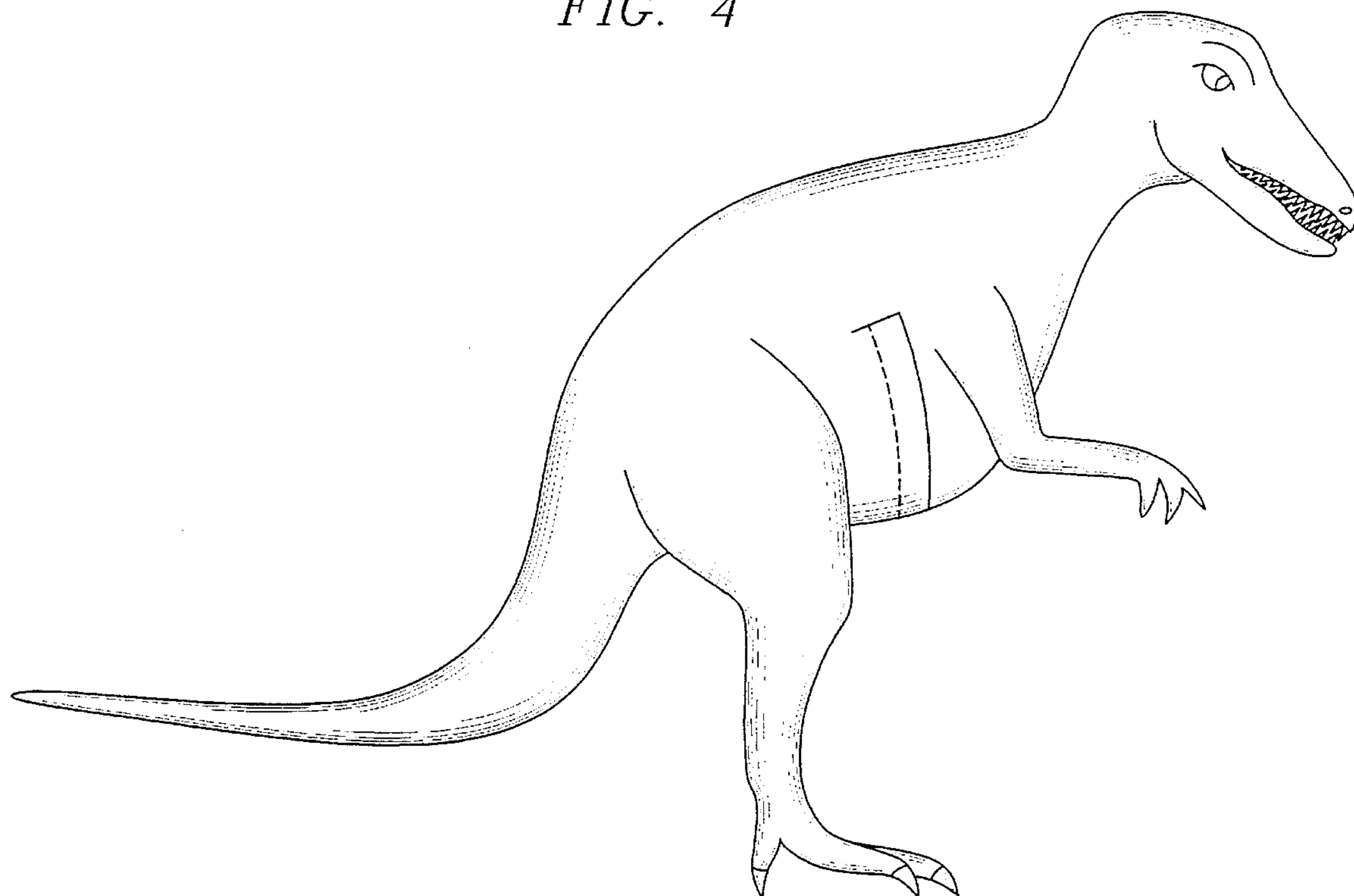


FIG. 5

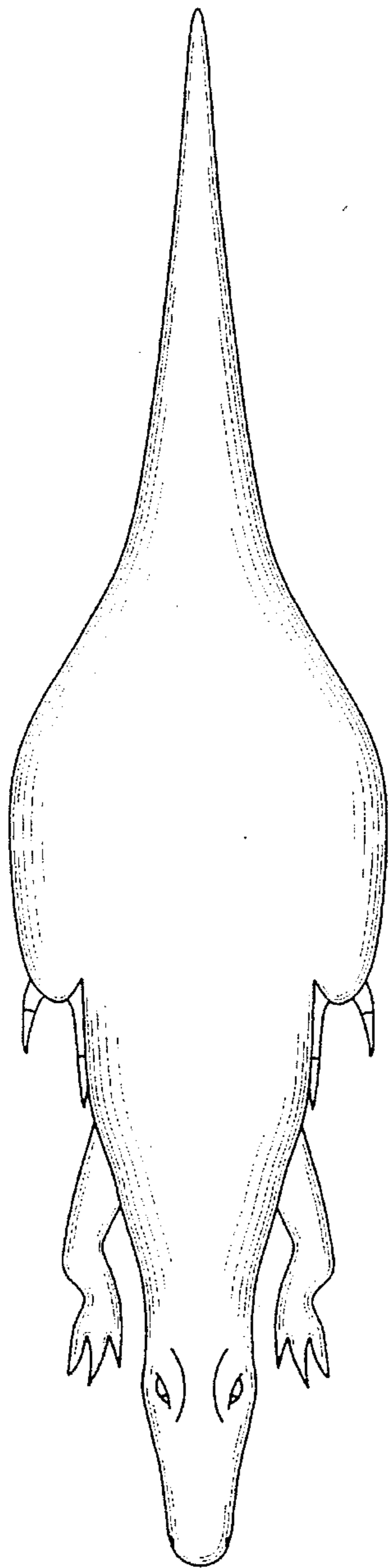


FIG. 6

