



US00D369627S

United States Patent [19]

Thor

[11] **Patent Number:** **Des. 369,627**

[45] **Date of Patent:** ****May 7, 1996**

[54] **COMBINED EXERCISE STICK AND WHISTLE**

[76] Inventor: **Albert Thor**, P.O. Box 1028, Nanaimo, Canada, V9R 5Z2

[**] Term: **14 Years**

[21] Appl. No.: **24,390**

[22] Filed: **Jun. 13, 1994**

[52] U.S. Cl. **D21/198**

[58] **Field of Search** D10/119; D21/64, D21/191, 198, 197; 482/106, 107, 108, 109, 110, 148, 74; D22/117

[56] **References Cited**

U.S. PATENT DOCUMENTS

D. 267,261	12/1982	Pataluch	D21/198
D. 289,538	4/1987	Wilson	D21/198
D. 330,738	11/1992	Lenhardt	D21/197
D. 343,875	2/1994	Webster	D21/191

D. 351,878	10/1994	Globus	D21/198
1,714,391	5/1929	McWhirter	D21/195
2,242,981	5/1941	Pedersen	D21/100
4,193,593	3/1980	Wilson	482/122

Primary Examiner—Philip S. Hyder

[57] **CLAIM**

The ornamental design for a combined exercise stick and whistle, as shown and described.

DESCRIPTION

FIG. 1 is a front elevational view of the combined exercise stick and whistle showing my new design; FIG. 2 is a rear elevational view thereof; FIG. 3 is an enlarged left side elevational view thereof; FIG. 4 is an enlarged right side elevational view thereof; FIG. 5 is a top plan view thereof; FIG. 6 is a bottom plan view thereof; and, FIG. 7 is an isometric view thereof.

1 Claim, 4 Drawing Sheets

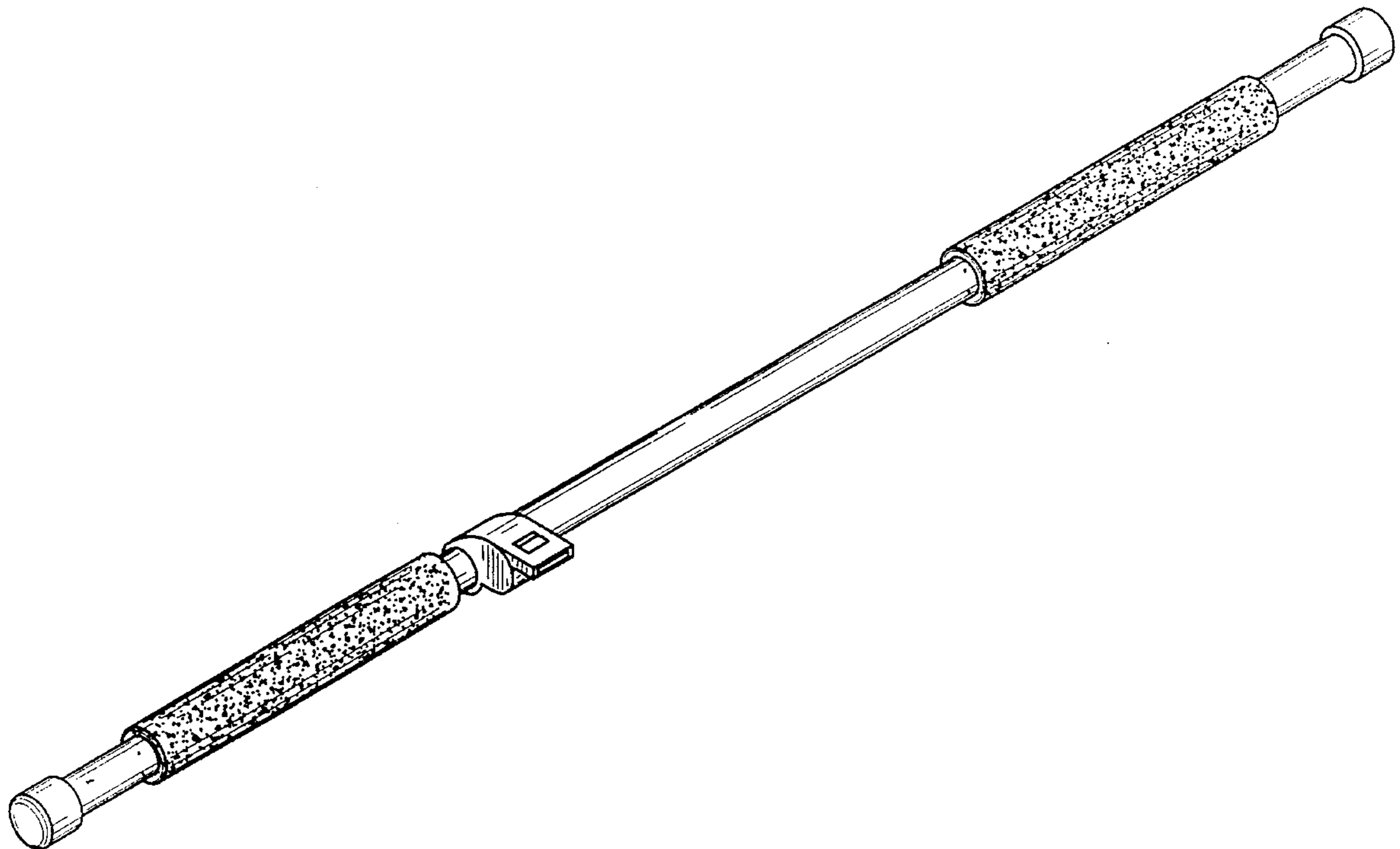


FIG. 1

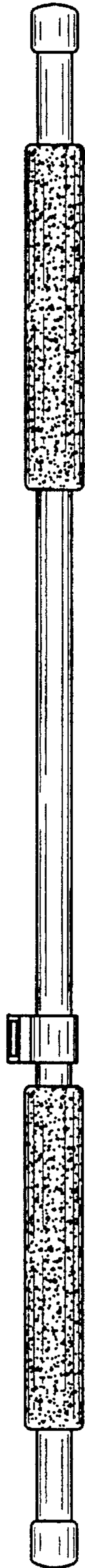


FIG. 2

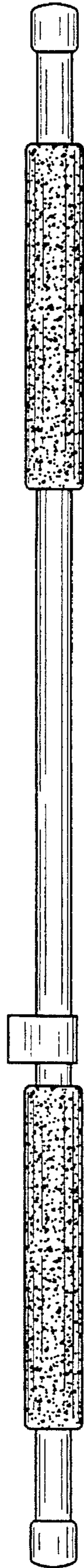


FIG. 3

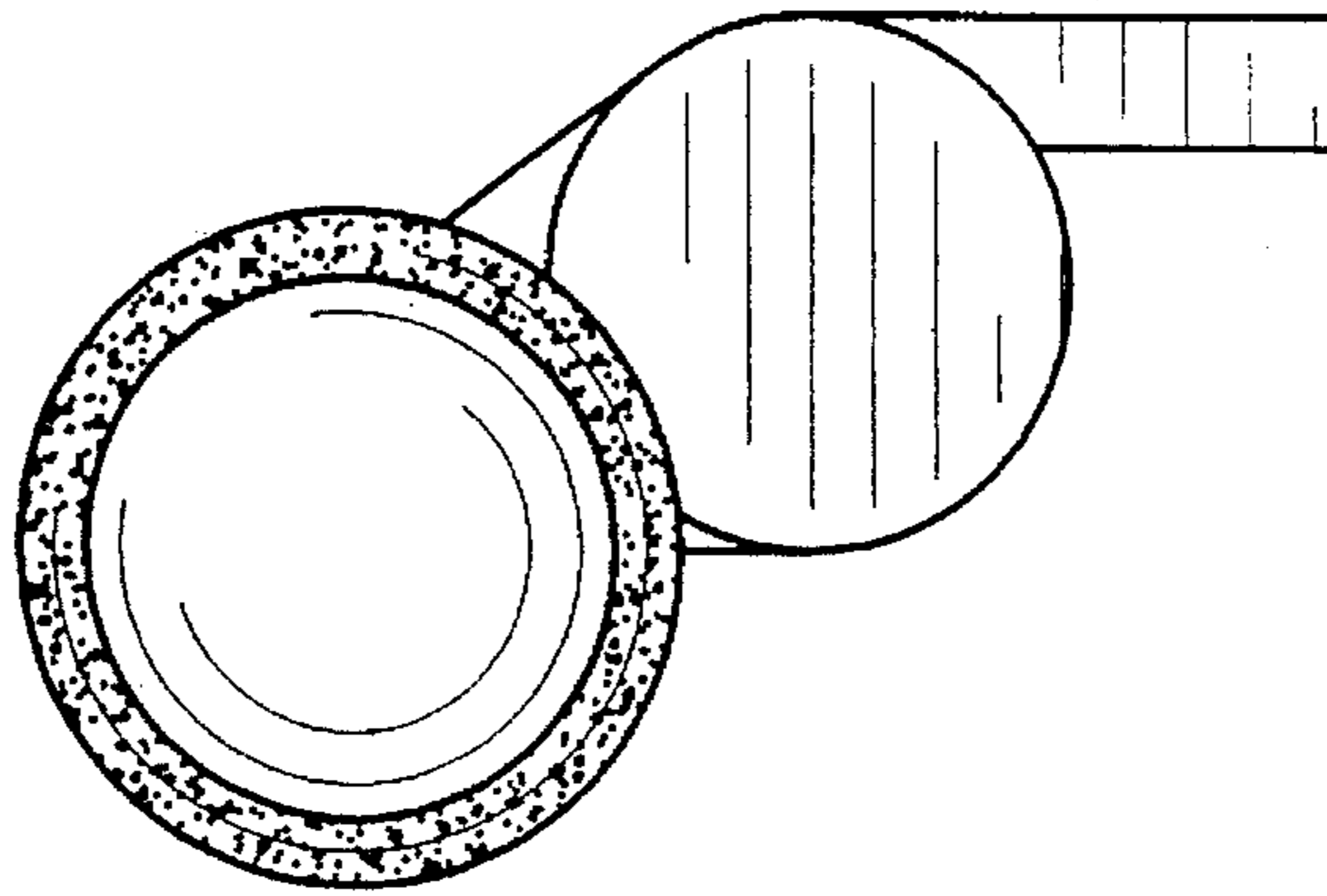


FIG. 4

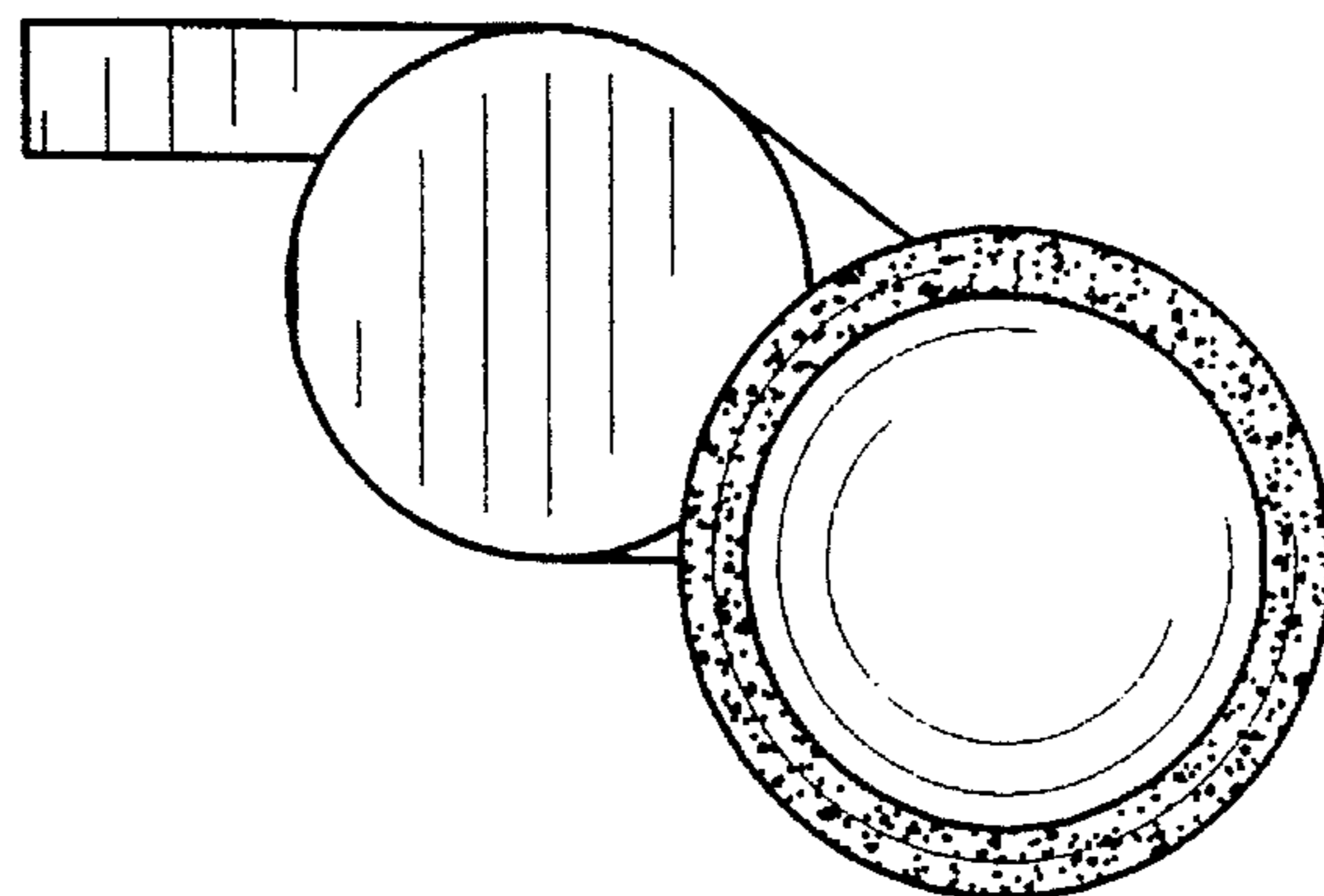


FIG. 5

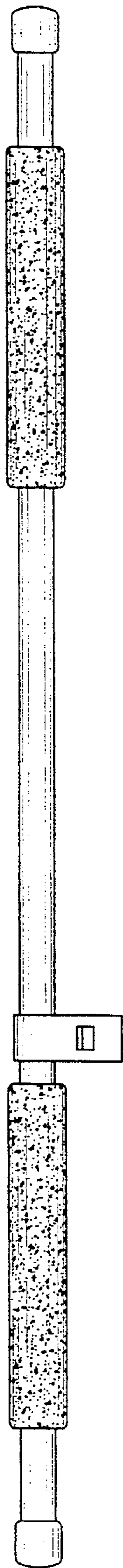


FIG. 6




FIG. 7

