



US00D369622S

United States Patent [19]
Fontaine

[11] **Patent Number:** **Des. 369,622**
[45] **Date of Patent:** ****May 7, 1996**

[54] **TICKET DISPENSING MACHINE**

[75] Inventor: **Lawrence R. Fontaine**, San Diego, Calif.

[73] Assignee: **Lottery Enterprises Inc.**, San Diego, Calif.

[**] Term: **14 Years**

[21] Appl. No.: **38,136**

[22] Filed: **Apr. 27, 1995**

[52] **U.S. Cl.** **D20/2**

[58] **Field of Search** D20/1, 2, 6, 8;
221/8, 39, 154, 155; 194/210, 350

Photograph showing LEI "DCR-2000". No date supplied.
Copy of front cover of *Operator's Manual* showing the LEI "VTR-7500". No date supplied.

Cover of *Operator's Manual* for LEI "PTR-3000". No date supplied.

Two pages of brochure entitled "ITR 7000" by LEI. No date supplied.

Primary Examiner—Ted Shooman

Assistant Examiner—Mitchell I. Siegel

Attorney, Agent, or Firm—Curtis, Morris & Safford; Gregor N. Neff

[57] **CLAIM**

The ornamental design for a ticket dispensing machine, as shown and described.

[56] **References Cited**

U.S. PATENT DOCUMENTS

D. 310,387	9/1990	Scardino	D20/6
D. 319,264	8/1991	Schafer	D20/2
D. 354,083	1/1995	Bergmann et al.	D20/2
D. 355,443	2/1995	Chatani et al.	D20/1 X

OTHER PUBLICATIONS

Photograph showing the LEI "VTR-7500 4+4". No date supplied.

Photograph showing LEI "DCR-2000-4". No date supplied.

Photograph showing LEI "PTR-3500-3". No date supplied.

DESCRIPTION

FIG. 1 is a perspective view of the ticket dispensing machine showing my new design;

FIG. 2 is a top plan view thereof;

FIG. 3 is a left side elevation view thereof;

FIG. 4 is a rear elevation view thereof; and,

FIG. 5 is a bottom plan view thereof.

The broken line showing of the informational panel on FIG. 1 is for illustrative purposes only and forms no part of the claimed design.

1 Claim, 3 Drawing Sheets




FIG. 1




FIG. 2

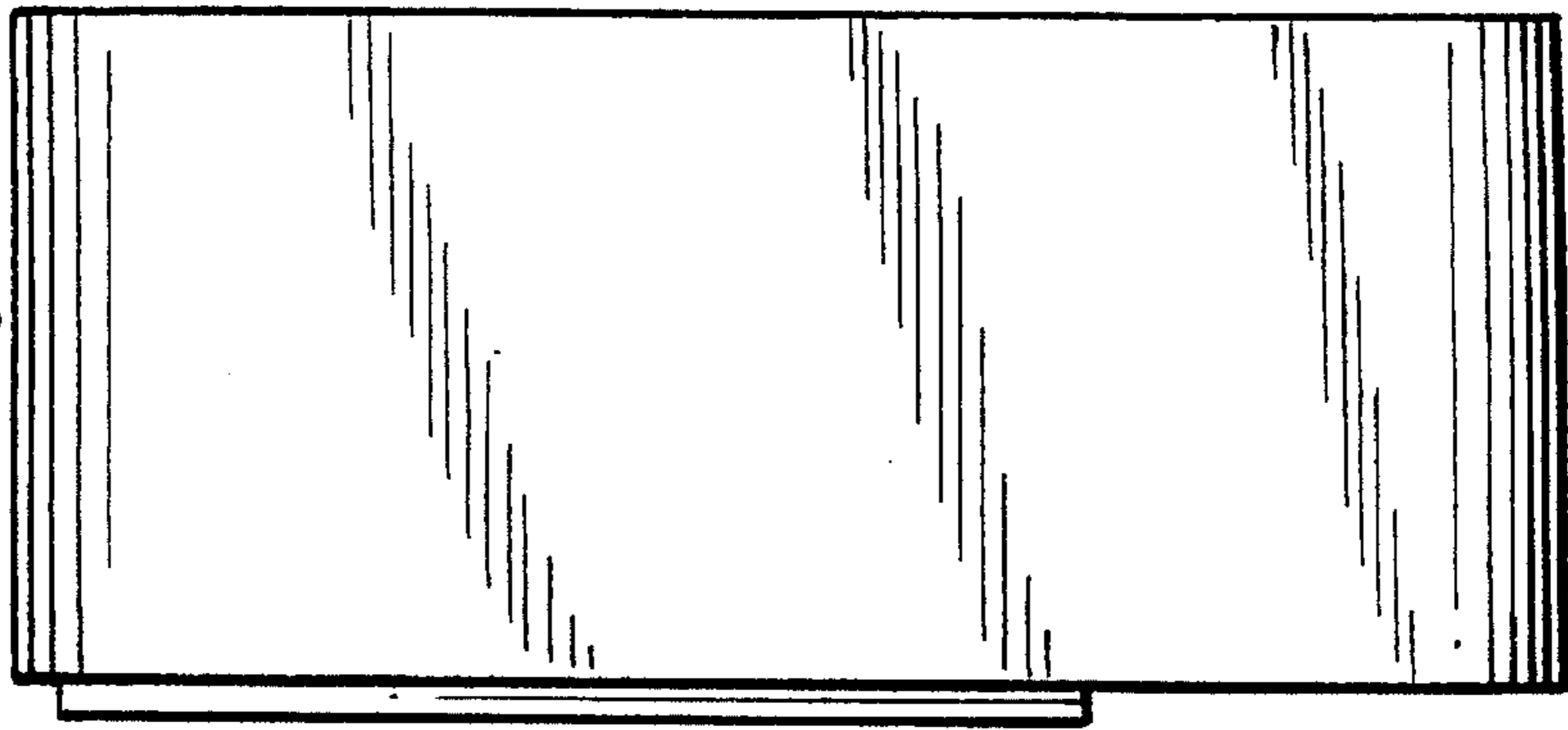


FIG. 3

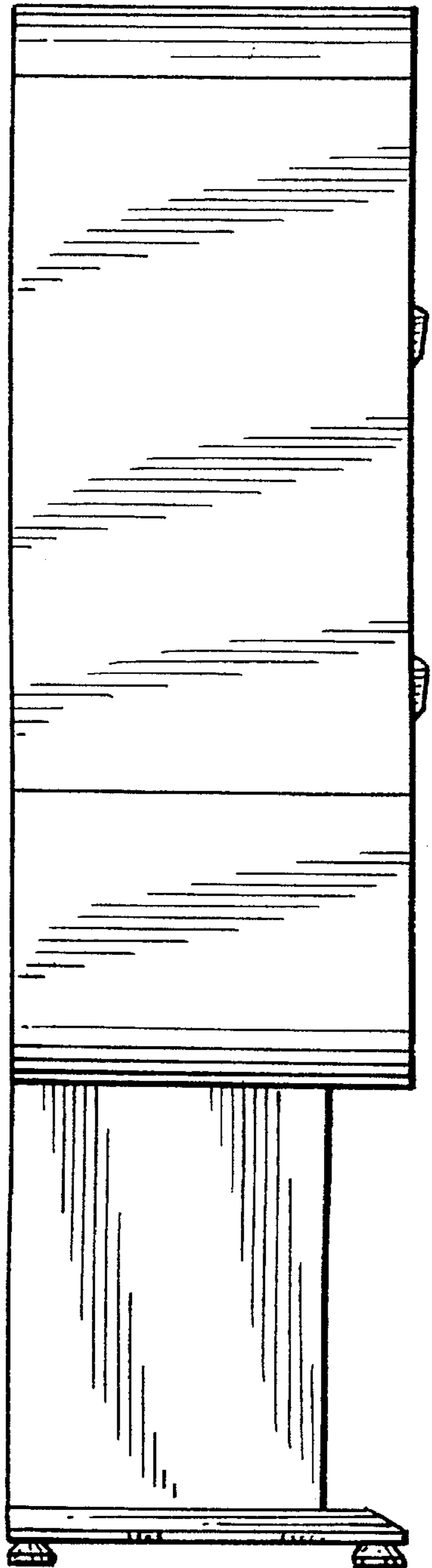


FIG. 4

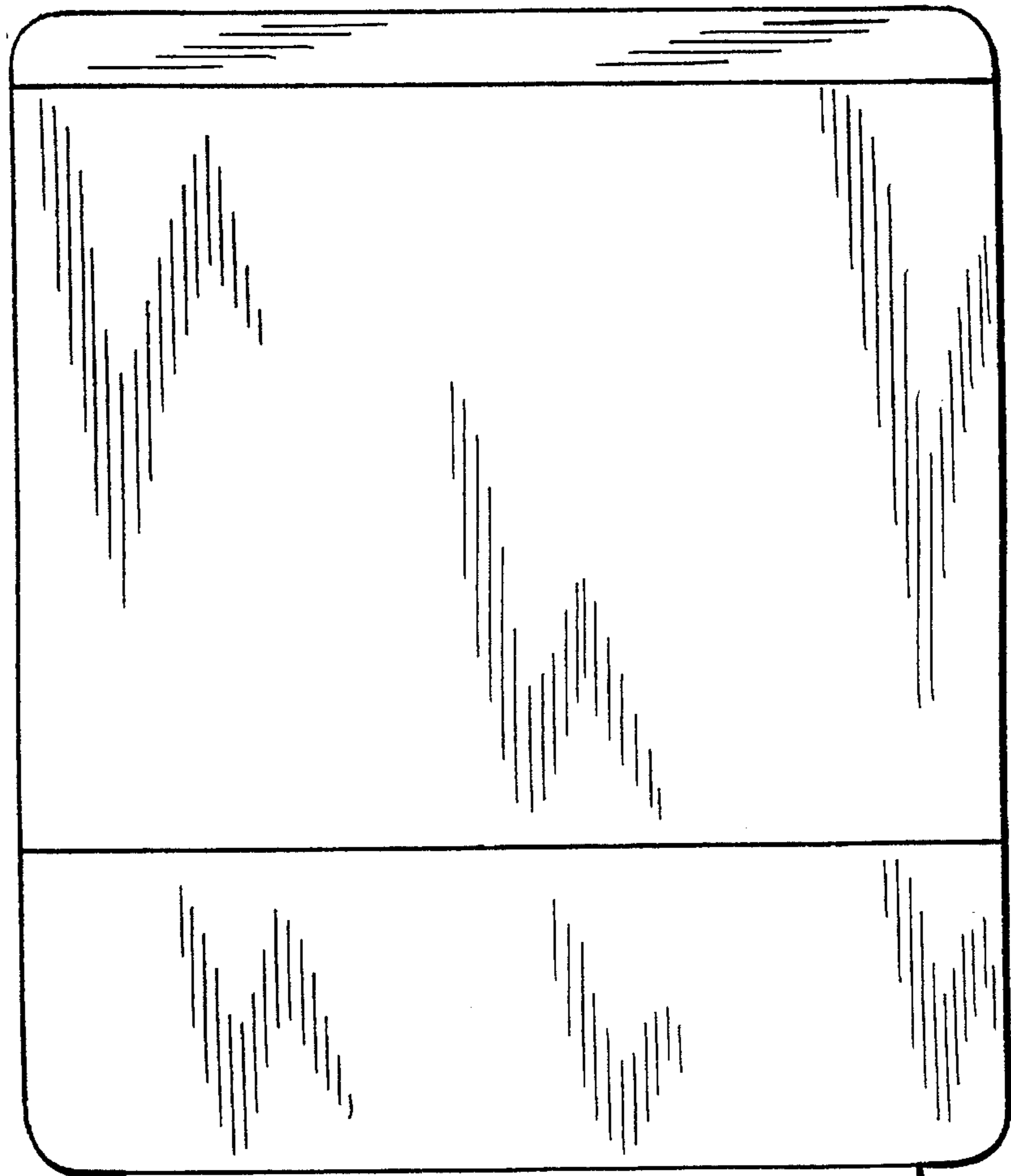


FIG. 5

