



US00D369616S

United States Patent [19] Yurkovic

[11] **Patent Number:** **Des. 369,616**
[45] **Date of Patent:** ****May 7, 1996**

[54] **DESK TOP CALCULATOR**

- [75] Inventor: **Michael S. Yurkovic**, Chicago, Ill.
- [73] Assignee: **Hanig & Company Inc.**, Lincolnwood, Ill.
- [**] Term: **14 Years**
- [21] Appl. No.: **38,941**
- [22] Filed: **May 17, 1995**
- [52] U.S. Cl. **D18/7; D18/6**
- [58] Field of Search **D18/6, 7; D14/100; 200/5 A; 235/1 D, 1 R, 61 R, 145 R, 375, 379; 340/365, 700; 364/706-710**

[56] **References Cited**

U.S. PATENT DOCUMENTS

D. 261,528	10/1981	Sakai et al.	D18/7
D. 286,056	10/1986	Kikuchi et al.	D18/7
D. 291,450	8/1987	Gubbe et al.	D18/7
D. 299,251	1/1989	Endo et al.	D18/7
D. 309,748	8/1990	Kobayashi	D18/7

OTHER PUBLICATIONS

Ericsson Flyer; Sep. 13, 1985; Ericsson 2104 Calculator. Hong Kong Enterprise; Mar. 1987; p. 254; Bistec Calculator top of page.

Primary Examiner—Alan P. Douglas
Assistant Examiner—Caron D. Veynar
Attorney, Agent, or Firm—Dorn, McEachran, Jambor & Keating

[57] **CLAIM**

The ornamental design for a desk top calculator, as shown and described.

DESCRIPTION

FIG. 1 is a top plan view of my design; FIG. 2 is a left hand side elevational view of my design; FIG. 3 is a right hand side elevational view of my design; FIG. 4 is a front elevational view of my design; FIG. 5 is a bottom plan view of my design; and, FIG. 6 is a rear elevational view of my design.

1 Claim, 1 Drawing Sheet

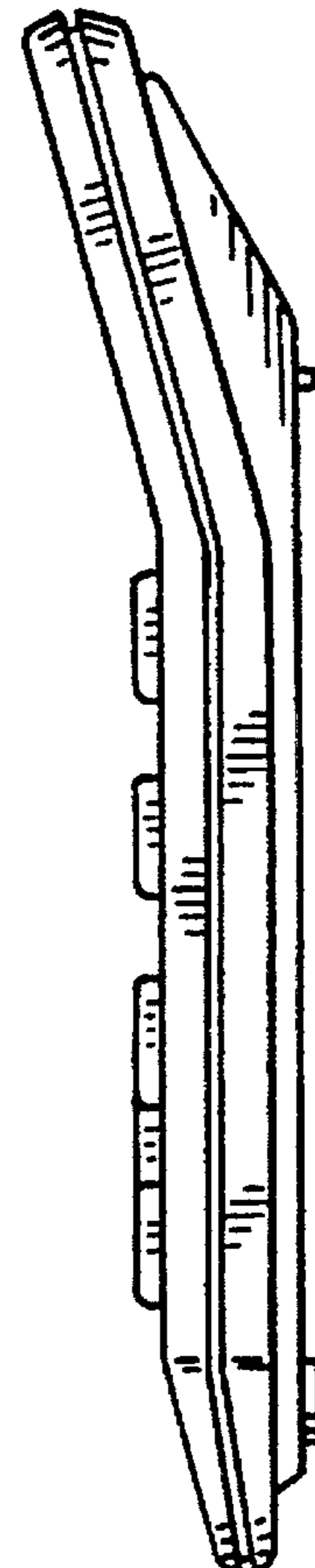



fig. 1.

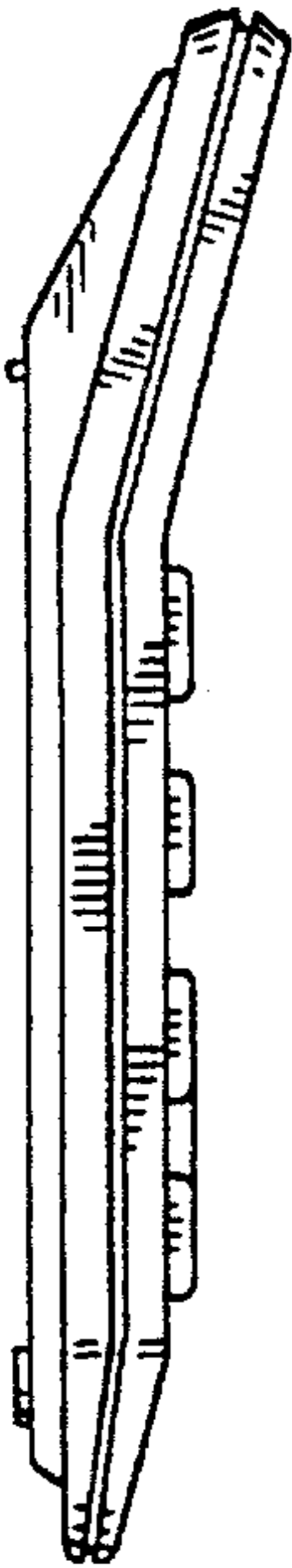



fig. 2.

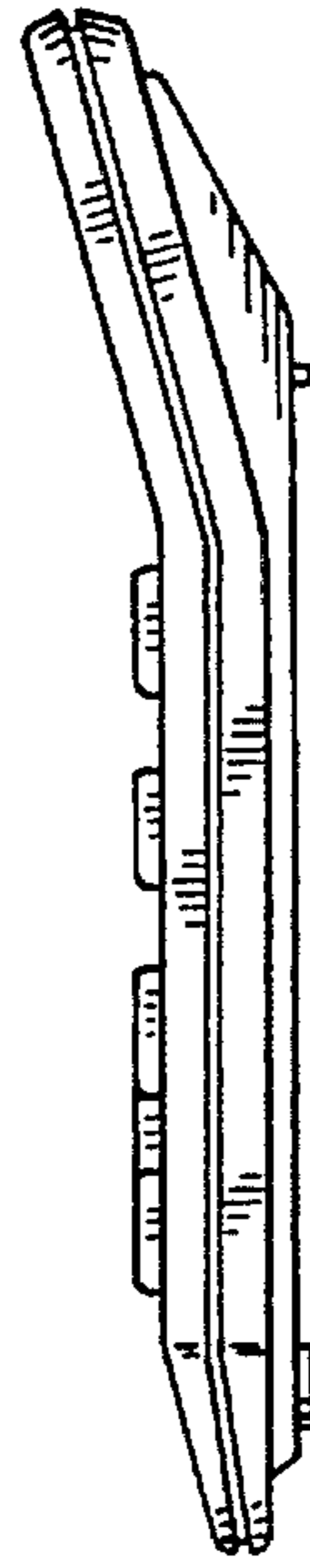


fig. 3.




fig. 4.

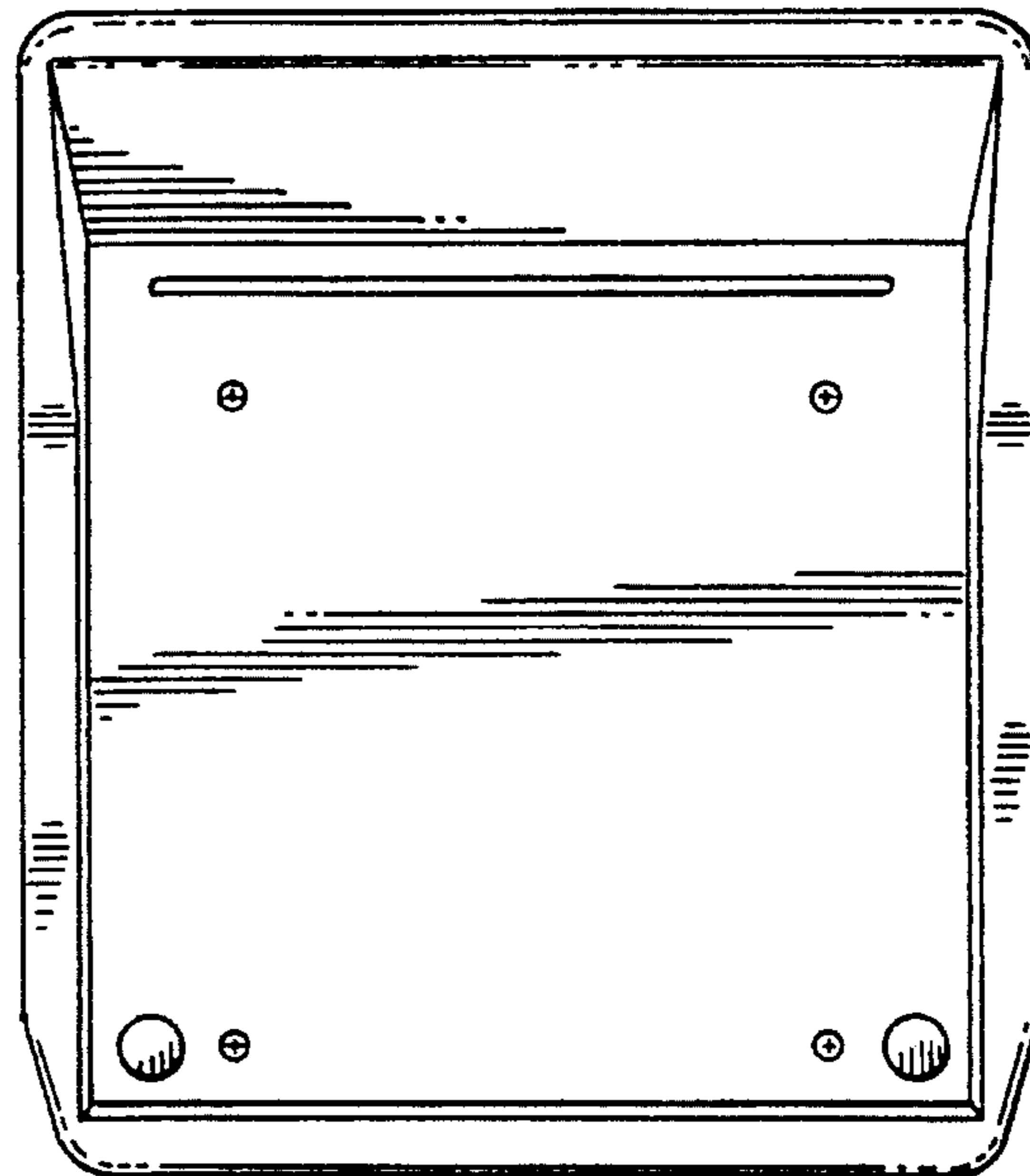


fig. 5.




fig. 6.