



US00D369583S

United States Patent [19]

Shirley

[11] Patent Number: **Des. 369,583**

[45] Date of Patent: ****May 7, 1996**

[54] **RV GENERATOR EXHAUST SYSTEM**

[76] Inventor: **Dean C. Shirley**, 4727 Cricklewood Rd., Greensboro, N.C. 27407

[**] Term: **14 Years**

[21] Appl. No.: **26,045**

[22] Filed: **Jul. 18, 1994**

[52] U.S. Cl. **D12/194**

[58] Field of Search D12/194, 190; D13/199; 181/211-212, 227-228, 241

[56] References Cited

U.S. PATENT DOCUMENTS

1,627,855	5/1927	Kysor	181/211	X
5,036,947	8/1991	Metzger	181/211	X
5,170,020	12/1992	Kruger et al.	181/227	X

Primary Examiner—Alan P. Douglas

Assistant Examiner—Stacia Sinuik

[57] CLAIM

The ornamental design for a RV generator exhaust system, as shown and described.

DESCRIPTION

FIG. 1 shows a front elevational view of an RV generator exhaust system of my design, the left hose being flexible and placeable in any variety of positions;

FIG. 2 illustrates a left side elevational view of the exhaust system as shown in FIG. 1;

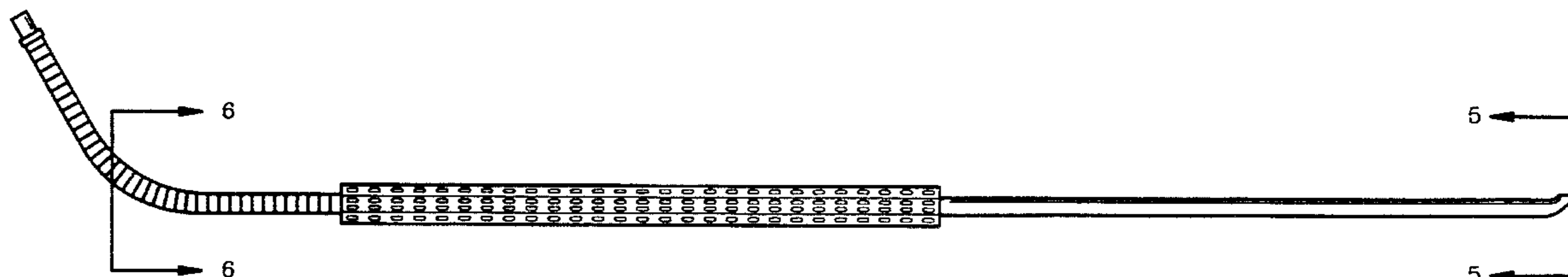
FIG. 3 depicts a right side elevational view of the exhaust system as shown in FIG. 1;

FIG. 4 illustrates a rear elevational view of the exhaust system as shown in FIG. 1;

FIG. 5 demonstrates a top plan view of the exhaust system as shown in FIG. 1 along lines 5—5; and,

FIG. 6 pictures a bottom plan view of the exhaust system as shown in FIG. 1 along lines 6—6.

1 Claim, 2 Drawing Sheets



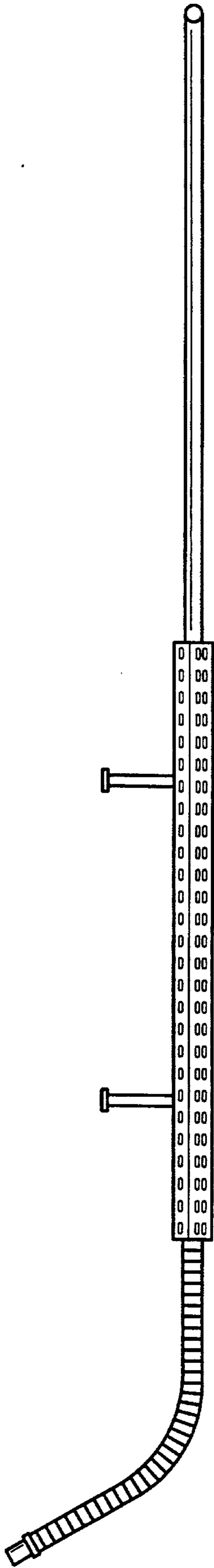


FIG. 2

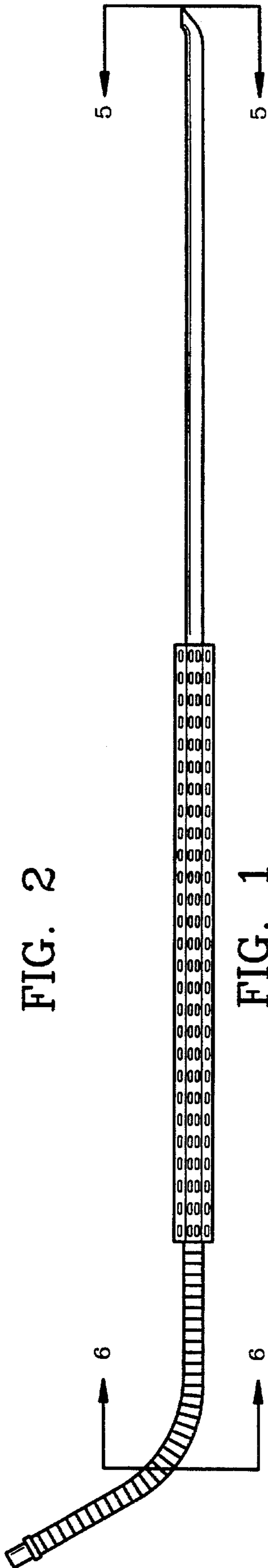


FIG. 1

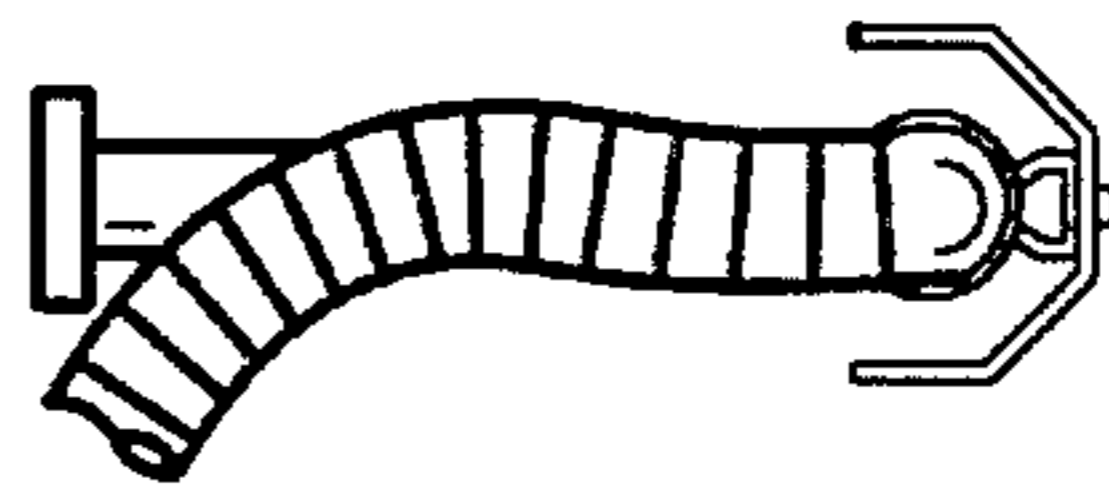


FIG. 6

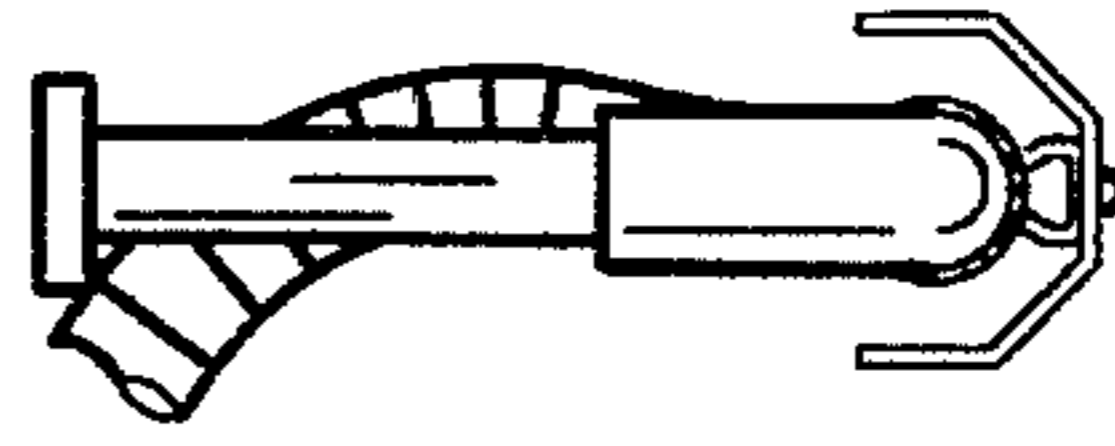


FIG. 5




FIG. 4

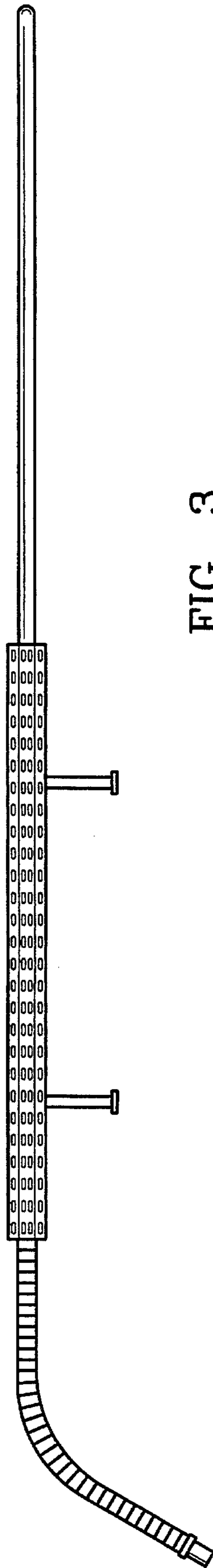


FIG. 3