



US00D369557S

# United States Patent [19]

Hiro et al.

[11] Patent Number: **Des. 369,557**

[45] Date of Patent: **\*\*May 7, 1996**

[54] **COMBINED COSMETIC BOTTLE AND CAP**

3,263,873 8/1966 Armour ..... 222/212 X

[75] Inventors: **Tetsuo Hiro; Tetsuo Togasawa**, both of Tokyo; **Yotsuda Chieko**, Yokohama, all of Japan

[73] Assignee: **Shiseido Company, Ltd.**, Tokyo, Japan

[\*\*] Term: **14 Years**

[21] Appl. No.: **39,398**

[22] Filed: **May 19, 1995**

[30] **Foreign Application Priority Data**

Nov. 21, 1994 [JP] Japan ..... 6-35106

[52] U.S. Cl. .... **D9/558; D9/571**

[58] Field of Search ..... D9/558, 571, 500, D9/503, 544, 545, 451, 452, 300, 336; 215/382, 400; 222/212, 213

[56] **References Cited**

**U.S. PATENT DOCUMENTS**

- D. 116,032 8/1939 Jacknick ..... D9/336
- D. 116,572 9/1939 Oya ..... D9/336
- D. 168,110 11/1952 Montenier ..... D9/300
- D. 213,355 2/1969 Kneapler ..... D9/558
- D. 312,779 12/1990 Tacconelli ..... D9/558
- D. 337,267 7/1993 Paglina ..... D9/336
- D. 362,187 9/1995 Thompson ..... D9/500

**OTHER PUBLICATIONS**

Vogue, Dec., 1993, p. 46, Max Factor makeup bottle.

Vogue, Dec., 1993, p. 206, Sothys serum bottle at left.

*Primary Examiner*—Lucy Lieberman

*Attorney, Agent, or Firm*—Lackenbach, Siegel, Marzullo, Aronson & Greenspan

[57] **CLAIM**

The ornamental design for a combined cosmetic bottle and cap, as shown and described.

**DESCRIPTION**

FIG. 1 is a front elevational view of our combined cosmetic bottle and cap;

FIG. 2 is a rear elevational view thereof;

FIG. 3 is a right side view thereof;

FIG. 4 is a left side view thereof;


FIG. 5 is a top plan view thereof;

FIG. 6 is a bottom plan view thereof;

FIG. 7 is a front elevation of the cosmetic bottle shown without the cap for clarity of illustration, the rear elevation is the same except for the conventional screw threading on the bottle neck; and,

FIG. 8 is a cross-sectional view taken along the line 8—8 of FIG. 1.

**1 Claim, 1 Drawing Sheet**



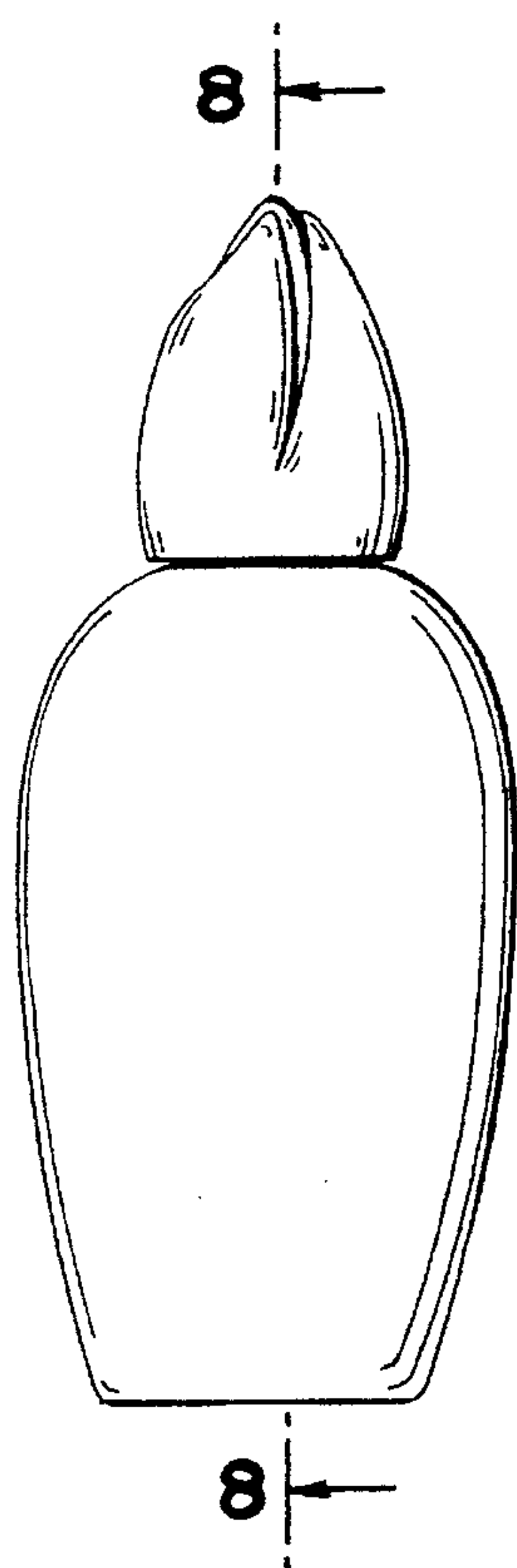


FIG. 1




FIG. 2




FIG. 7

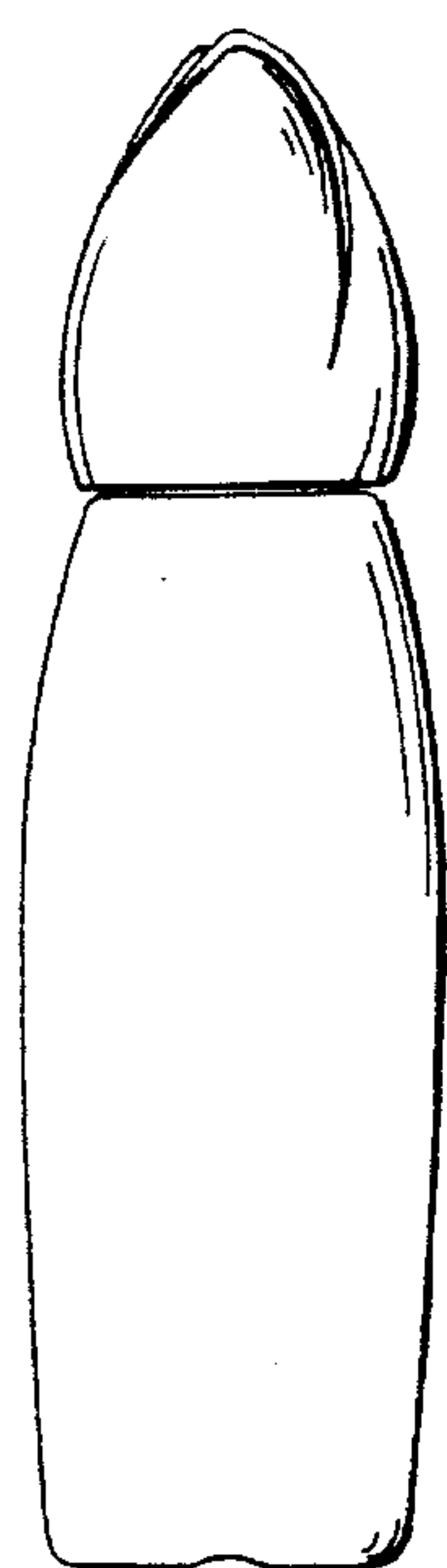


FIG. 3

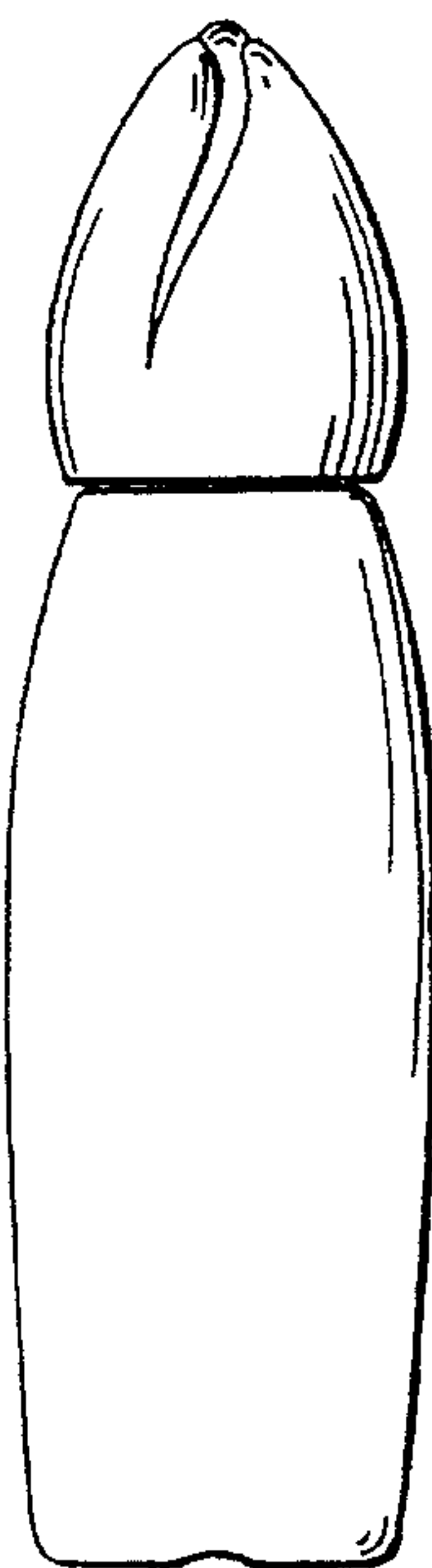


FIG. 4

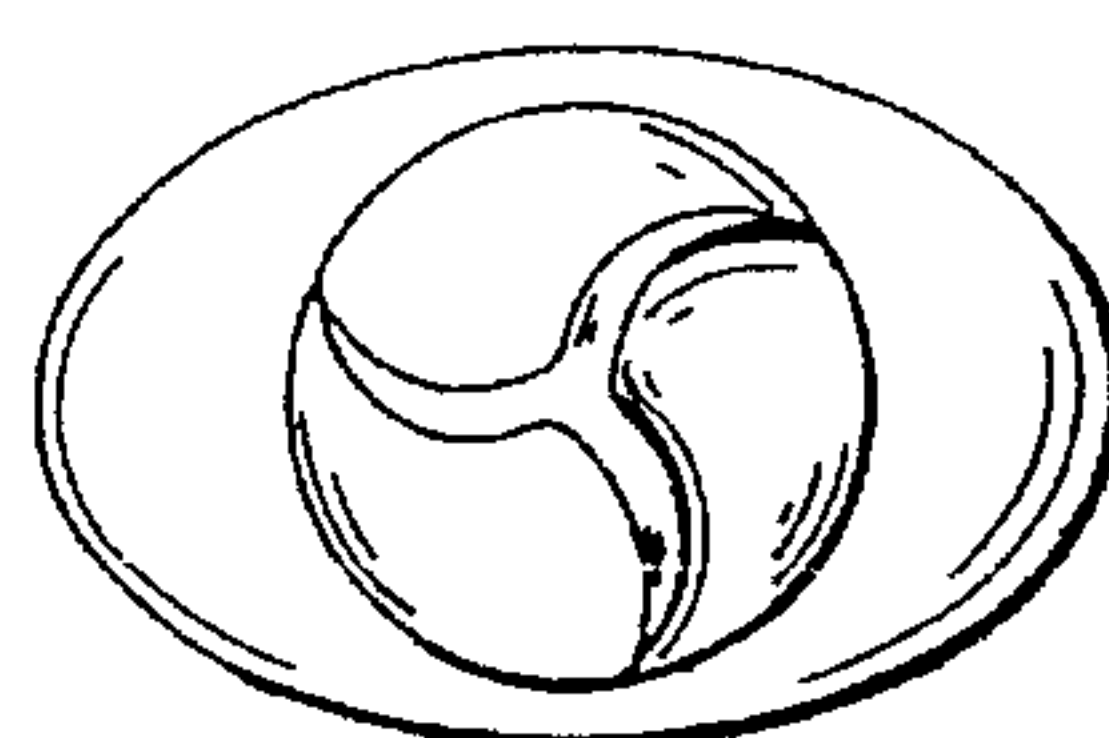


FIG. 5

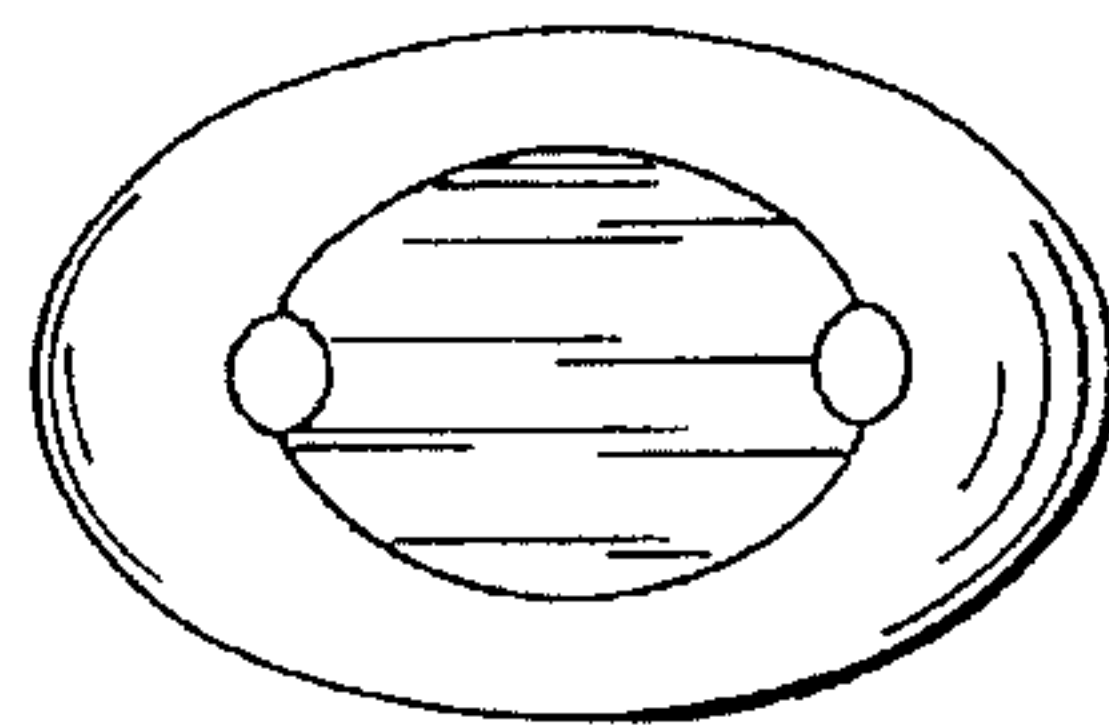


FIG. 6

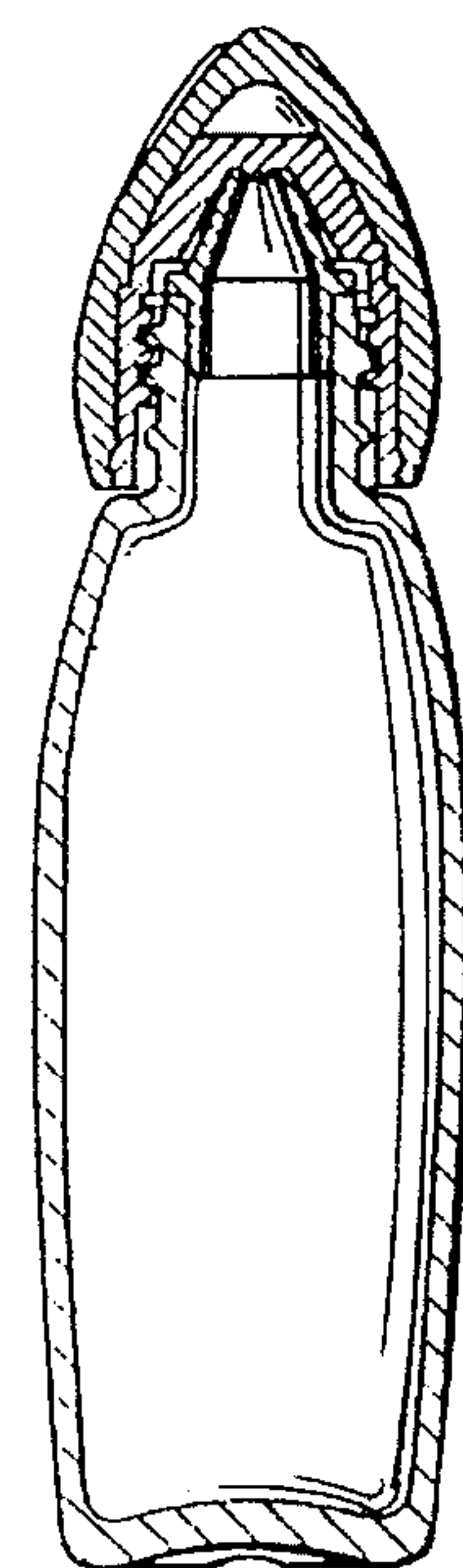


FIG. 8