



US00D369538S

United States Patent [19]

Henslee

[11] Patent Number: **Des. 369,538**

[45] Date of Patent: ****May 7, 1996**

[54] LOOP HANGER

[76] Inventor: **Roger D. Henslee**, 28249 Dos Ceros Loop, Boerne, Tex. 78006

[**] Term: **14 Years**

[21] Appl. No.: **18,056**

[22] Filed: **Jan. 28, 1994**

[52] U.S. Cl. **D8/356**

[58] Field of Search D8/349, 354, 355, D8/356, 367, 373; D6/553, 567; 248/49, 51, 58, 60, 74.1, 74.2, 74.3, 499, 500; 24/3.1, 3.13, 299, 256 AL

3,352,590	11/1967	Barthule	294/74
3,368,837	2/1968	Norton	294/74
3,782,672	1/1974	Larson	248/302
3,868,137	2/1975	Friend .	
4,140,412	2/1979	Vitt	403/28
4,490,887	1/1985	Sarton et al.	248/74.3
4,912,816	4/1990	Brandt	24/129
4,914,792	4/1990	Bradt	24/129
5,020,192	6/1991	Gerlach	24/136

Primary Examiner—Brian N. Vinson
Attorney, Agent, or Firm—Gunn, Lee & Miller

[57] CLAIM

The ornamental design for a loop hanger, as shown.

DESCRIPTION

FIG. 1 is a top plan view of the loop hanger;
FIG. 2 is a front elevational view of the loop hanger;
FIG. 3 is a right side elevational view of the loop hanger;
FIG. 4 is a rear elevational view of the loop hanger;
FIG. 5 is a left side elevational view of the loop hanger; and,
FIG. 6 is a bottom plan view of the loop hanger.

1 Claim, 2 Drawing Sheets

[56] References Cited

U.S. PATENT DOCUMENTS

D. 25,631	6/1896	Hayden	D8/354 X
D. 272,518	2/1984	Smith	D8/349 X
D. 302,938	8/1989	Fujioka	D8/356
D. 361,259	8/1995	LoJocano, Jr.	D8/356
1,824,027	9/1931	Lundquist .	
2,932,072	4/1960	Pruchnow	24/129
3,184,880	5/1965	Ratte	43/44.86

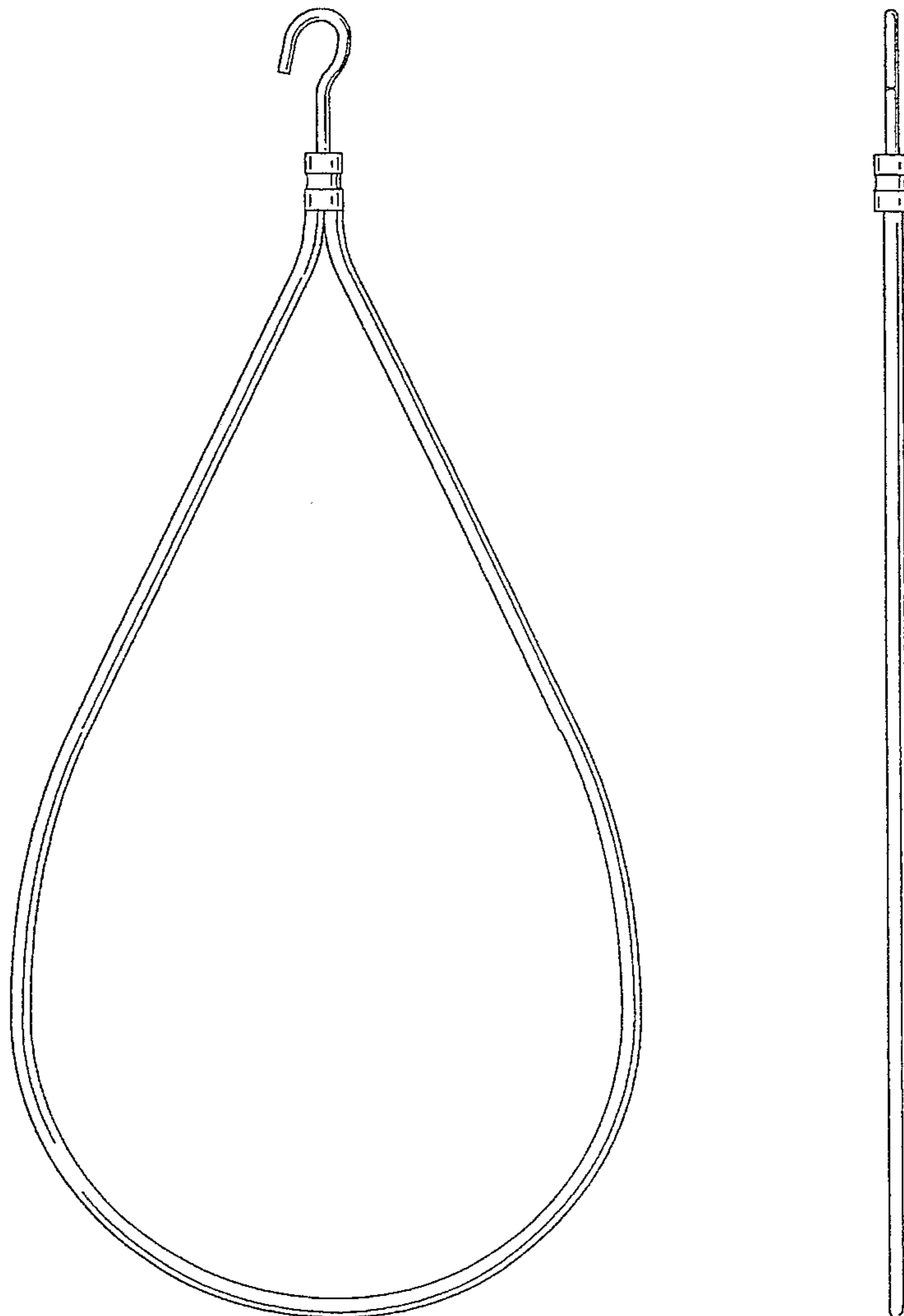




Fig. 1

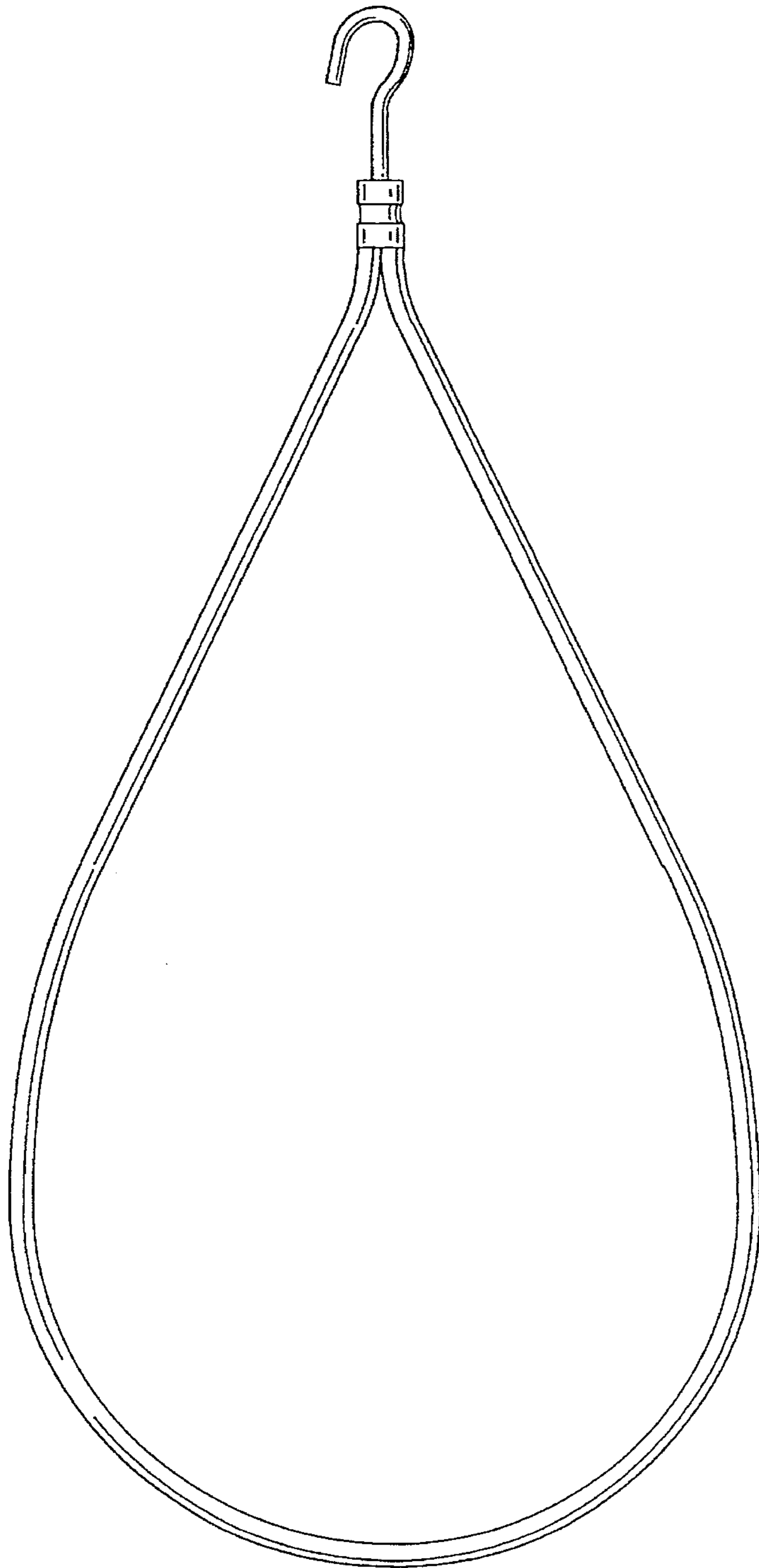


Fig. 2

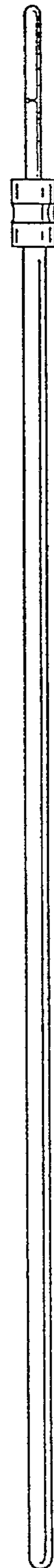


Fig. 3

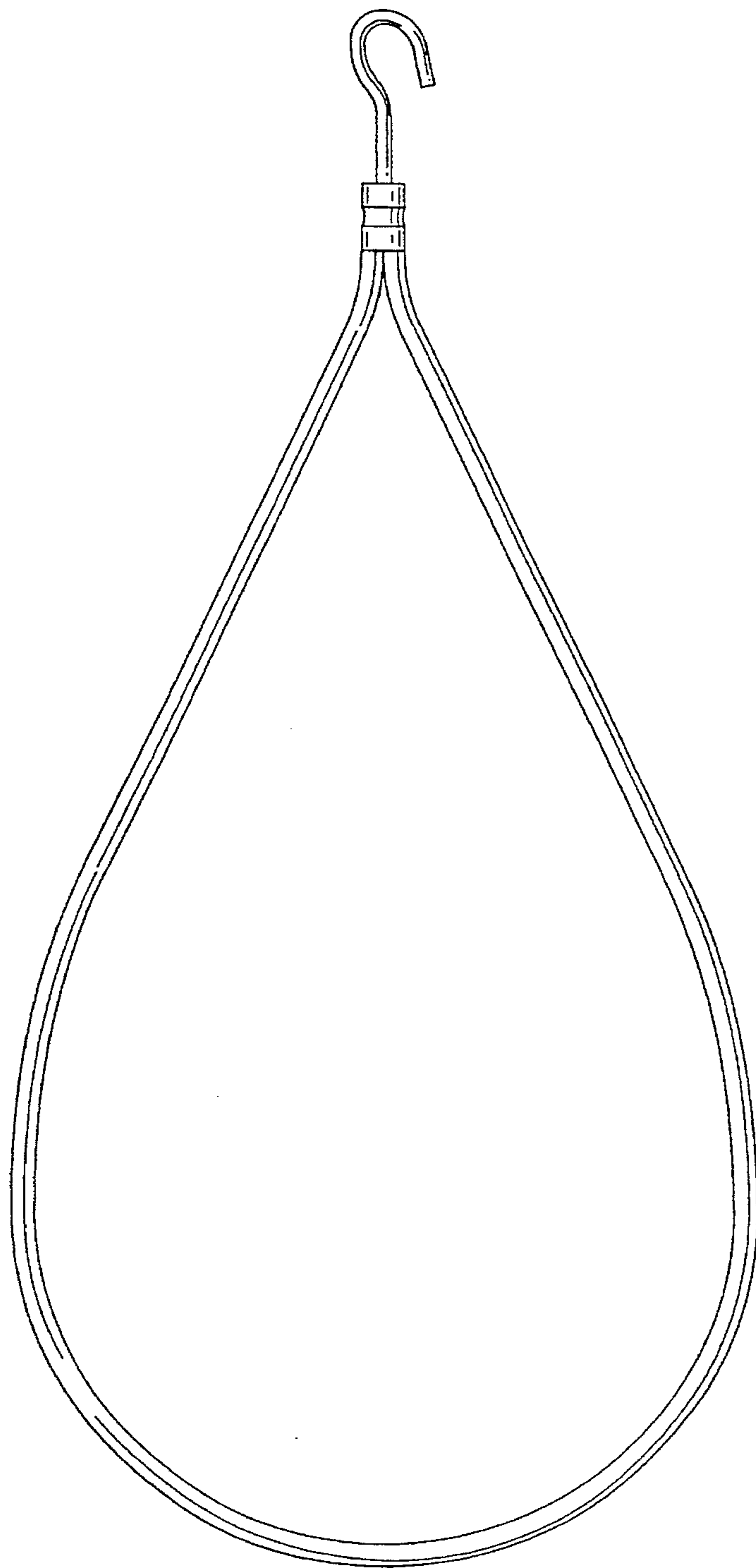


Fig. 4



Fig. 5



Fig. 6