



US00D369524S

# United States Patent [19]

Gunter, II et al.

[11] Patent Number: **Des. 369,524**

[45] Date of Patent: **\*\*May 7, 1996**

[54] **BASEBALL HAT COOLER**

[76] Inventors: **Lanny R. Gunter, II**, P.O. Box 1170, Irmo, S.C. 29036; **Russell R. Miller**, 1505 Beaver Dam Rd.; **Andre Bauer**, 6356 St. Andrews Rd., both of Columbia, S.C. 29212

[\*\*] Term: **14 Years**

[21] Appl. No.: **36,796**

[22] Filed: **Mar. 27, 1995**

[52] U.S. Cl. .... **D7/606**

[58] Field of Search ..... D3/273, 276, 307; D7/605-608; 62/371, 457.1, 457.6, 457.7; 206/541, 545, 549; 220/412

[56] **References Cited**

**U.S. PATENT DOCUMENTS**

|            |        |               |        |
|------------|--------|---------------|--------|
| D. 218,349 | 8/1970 | Feeney .....  | D7/604 |
| D. 290,080 | 6/1987 | Carlson ..... | D7/605 |
| D. 325,853 | 5/1992 | Kahl .....    | D7/605 |
| D. 349,008 | 7/1994 | Minor .....   | D7/606 |
| D. 349,009 | 7/1994 | Minor .....   | D7/606 |
| D. 349,629 | 8/1994 | Redmon .....  | D7/606 |
| D. 349,630 | 8/1994 | Redmon .....  | D7/606 |

|            |        |                      |            |
|------------|--------|----------------------|------------|
| D. 349,631 | 8/1994 | Redmon .....         | D7/606     |
| D. 354,639 | 1/1995 | Stoddard et al. .... | D6/450     |
| D. 354,641 | 1/1995 | Stoddard et al. .... | D6/450     |
| D. 354,642 | 1/1995 | Stoddard et al. .... | D6/450     |
| 4,164,284  | 8/1979 | Witt et al. ....     | 206/217    |
| 4,339,062  | 7/1982 | Witt, Jr. ....       | 224/148    |
| 4,566,292  | 1/1986 | Parment .....        | D7/606     |
| 5,329,787  | 7/1994 | Friday .....         | 62/457.7 X |

*Primary Examiner*—Terry A. Wallace  
*Attorney, Agent, or Firm*—Michael A. Mann


[57] **CLAIM**

The ornamental design for a baseball hat cooler, as shown and described.


**DESCRIPTION**

FIG. 1 is a perspective view of a baseball hat cooler showing our new design;  
FIG. 2 is a left side view thereof;  
FIG. 3 is a right side view thereof;  
FIG. 4 is a top view thereof;  
FIG. 5 is a front view thereof; and,  
FIG. 6 is a rear view thereof.  
The bottom view is planar and unornamented.

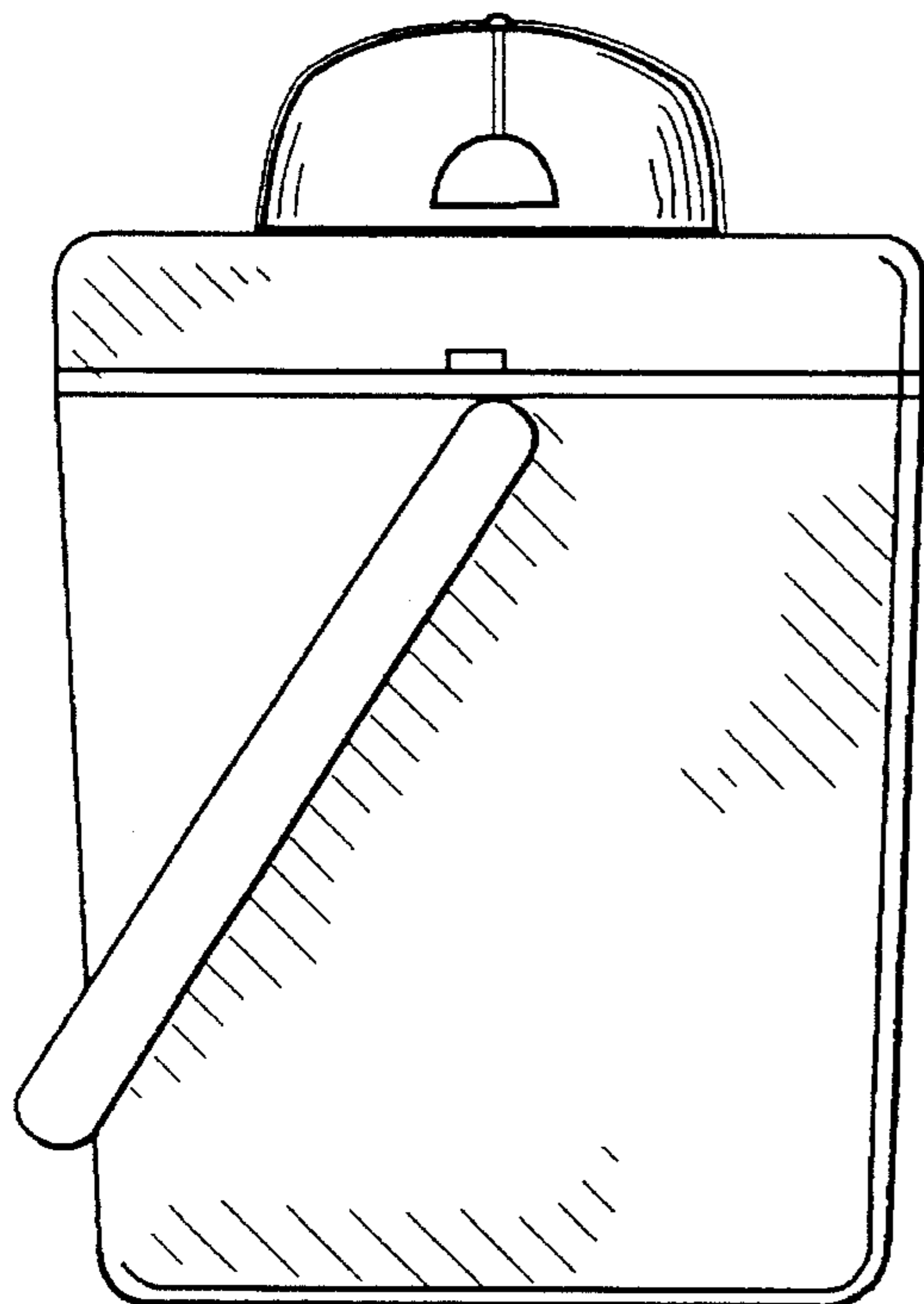
**1 Claim, 2 Drawing Sheets**



*Fig 1-*



*Fig 2-*



*Fig 3-*

