



US00D369495S

# United States Patent [19] Mourgue

[11] **Patent Number: Des. 369,495**

[45] **Date of Patent: \*\*May 7, 1996**

[54] **CORNER SEAT**

[75] Inventor: **Pascal Mourgue**, Paris, France

[73] Assignee: **Cinna of Briord**, Serrieres de Briord, France

[\*\*] Term: **14 Years**

[21] Appl. No.: **39,511**

[22] Filed: **May 30, 1995**

[30] **Foreign Application Priority Data**

Jan. 9, 1995 [XH] Hague Agreement ..... DM/031 767

[52] **U.S. Cl.** ..... **D6/378; D6/334**

[58] **Field of Search** ..... D6/334, 335, 371, D6/373, 377, 378, 381, 500, 501, 502; 297/232, 445

[56] **References Cited**

**U.S. PATENT DOCUMENTS**

- D. 251,760 5/1979 Vandenbeuck ..... D6/377
- D. 263,770 4/1982 Melchior ..... D6/334
- D. 268,970 5/1983 Mascheroni ..... D6/378

**OTHER PUBLICATIONS**

Interiors, Jan. 1974, p. 100, Corner seat at top center.

*Primary Examiner*—Gary D. Watson  
*Attorney, Agent, or Firm*—Mathews, Woodbridge & Collins

[57] **CLAIM**

The ornamental design for a corner seat, as shown and described.

**DESCRIPTION**

FIG. 1 is a front perspective view of a corner seat, showing my new design;

FIG. 2 is a side elevational view thereof from the left of FIG. 1;

FIG. 3 is a side elevational view thereof from the right of FIG. 1;

FIG. 4 is a top plan view thereof;

FIG. 5 is a rear side view thereof taken from the bottom of FIG. 4; and,

FIG. 6 is a bottom plan view thereof.

**1 Claim, 6 Drawing Sheets**




FIG. 1




FIG. 2




FIG. 3




FIG. 4




FIG. 5

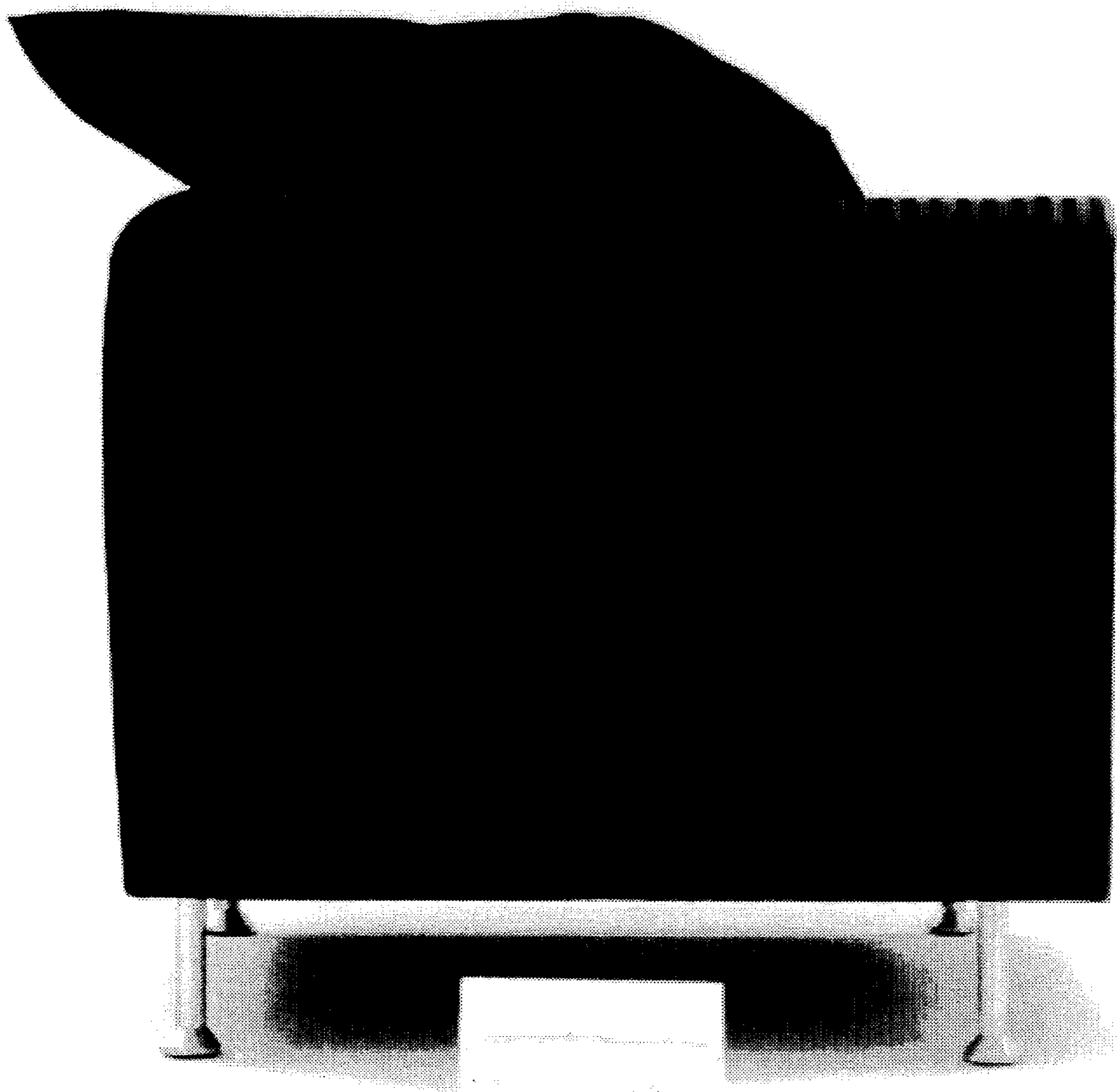


FIG. 6

