



US00D369486S

United States Patent [19]

Mann et al.

[11] Patent Number: **Des. 369,486**

[45] Date of Patent: ****May 7, 1996**

- [54] TABLE
- [75] Inventors: **Phylliss Mann**, Los Angeles; **Lawrence Platt**, Beverly Hills, both of Calif.
- [73] Assignee: **Cal-Marble Furn. Mfg. Co.**, South El Monte, Calif.
- [**] Term: **14 Years**
- [21] Appl. No.: **31,315**
- [22] Filed: **Nov. 22, 1994**
- [52] U.S. Cl. **D6/484**
- [58] Field of Search D6/480-489, 495, D6/497; 108/151, 153, 156, 157, 161

[56] References Cited

U.S. PATENT DOCUMENTS

- D. 37,586 10/1905 McKay .
- D. 79,962 11/1929 Gommesen .
- D. 90,110 6/1933 Ginsberg .
- D. 157,226 2/1950 Williams .
- D. 218,450 8/1970 Bernard D6/480
- D. 225,602 12/1972 Winrow D6/480
- D. 249,861 10/1978 Adkinson .
- D. 341,731 11/1993 Ferguson .
- D. 353,063 12/1994 Brinkmann D6/428
- D. 357,606 4/1995 Keller .
- 4,401,705 8/1983 Ewert .

OTHER PUBLICATIONS

- Fine Arts, Ralph Morse, Mar. 23, 1973, p. 39, #3133 table at right.
- Lance Occasional Tables, p. 66, #1453 table at top center.
- Heritage Cameo, p. 13, table at top.
- Herendon Four Centuries, p. 16, table at top.
- House & Garden*, Oct. 1992, showing reed flute.
- House & Garden*, Oct. 1992, p. 102, showing table.
- House & Garden*, Nov. 1992, p. 128, showing Greek column hendredon gold leaf reverse flute.
- House & Garden*, Feb. 1993, p. 28, showing couch.
- House & Garden*, Apr. 1993, showing wall clock.
- House & Garden*, Apr. 1993, p. 92, showing house columns.
- Interior Design*, Nov. 1992, p. 136, showing table.
- Interior Design*, Dec. 1992, p. 8, showing columns.

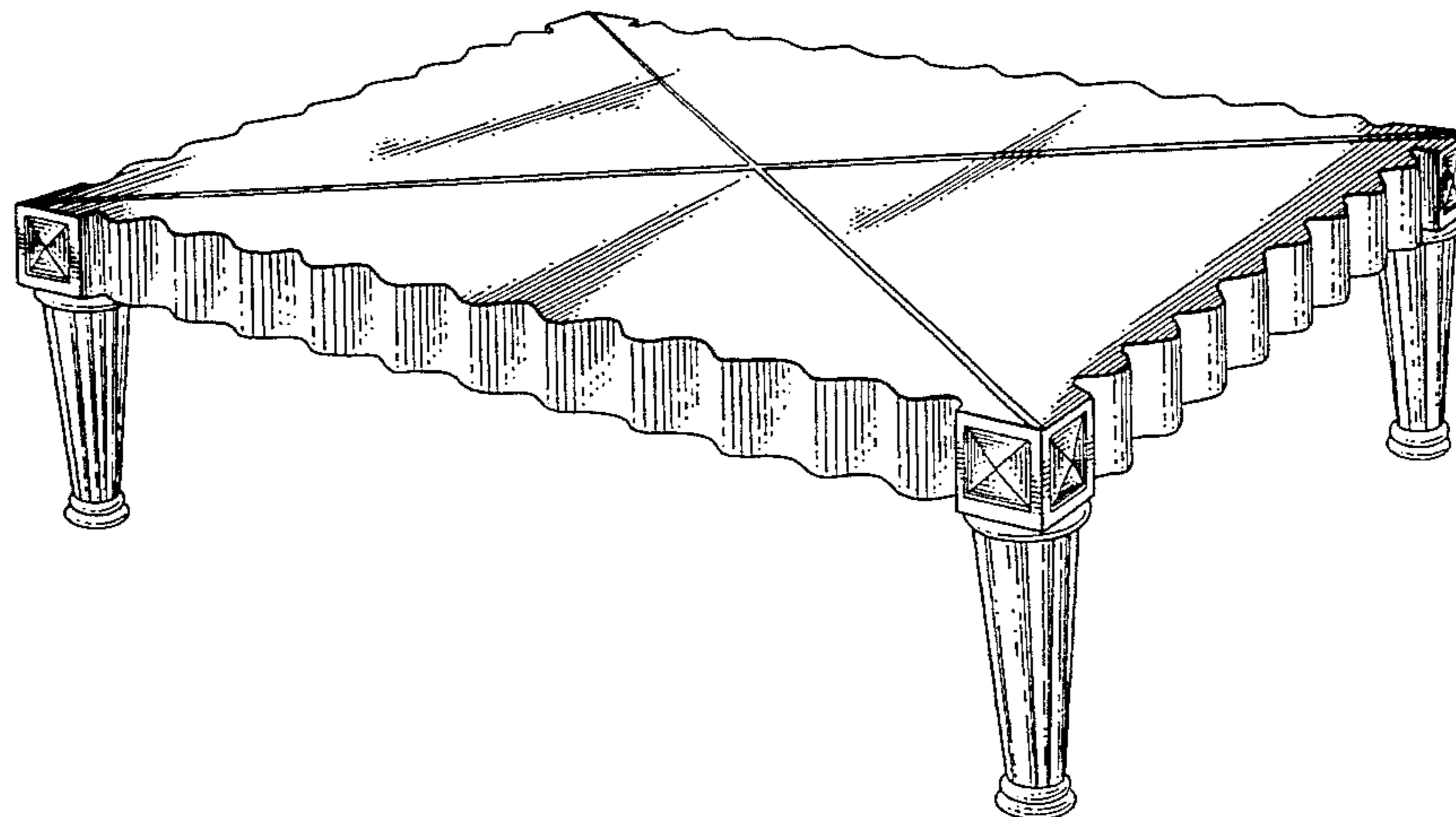
- Interior Design*, Apr. 1993, p. 23, showing fluted designs.
- Interior Design*, May 1993, showing undulating design.
- Interior Design*, May 1993, p. 273, showing undulating design.
- Interior Design*, Jun. 1993, p. 64, showing bird bath.
- Interior Design*, Sep. 1993, p. 40, showing fluted front apron leg.
- Interior Design*, Dec. 1993, p. 102, showing Roman motif bed frame.
- Interior Design*, Sep. 1994, showing miscellaneous furniture designs.
- Interior Design*, Sep. 1994, p. 11, showing miscellaneous furniture designs.
- Interiors*, Sep. 1994, p. 29, showing parquet top.
- Interiors & Sources*, Sep. 1994, p. 138, showing Manhattan cabinetry.
- Met. Home*, Dec. 1994, p. 114, showing flute and border on chair.
- Metropolis*, Jul./Aug. 1994, p. 64, showing various furniture designs.
- Metropolis*, Sep. 1994, showing table legs.
- Metropolis*, Oct. 1994, p. 55, showing chairs.
- Southern Accents*, Nov. 1994, p. 219, showing flute front.
- Traditional Home*, Nov. 1994, Advertising Supplement, showing columns.
- World Furniture—An Illustrated History*, The Hamlyn Publishing Group Limited, Cresnet Books, New York, pp. 141, 198, 217, 241, 261 (1965).
- Architectural Design*, Feb. 1994, p. 181, showing dining room table and chairs.
- Art & Antiques*, Dec. 1993, p. 17, showing table.
- Art & Antiques*, Sep. 1994, showing flute apron.
- Elle Decor*, Oct./Nov. 1994, showing dishes.
- Elle Decor*, Oct./Nov. 1994, p. 242, showing chair legs.
- House Beautiful*, Mar. 1994, showing metal ring.
- House Beautiful*, Mar. 1994, p. 117, showing desk.
- House Beautiful*, Mar. 1994, p. 394, showing fluted leg.

(List continued on next page.)

Primary Examiner—Janice E. Seeger
Attorney, Agent, or Firm—Poms, Smith, Lande & Rose

[57] CLAIM

The ornamental design for a table, as shown and described.



OTHER PUBLICATIONS

House Beautiful, Sep. 1994, showing block border.
House Beautiful, Oct. 1994, showing stacked base.
House & Garden, Feb. 1992, showing bed post.
House & Garden, Apr. 1992, showing sculptural legs.
House & Garden, Apr. 1992, p. 126, showing pedimented bookcase.
House & Garden, May 1992, showing parquet top.
House & Garden, May 1992, p. 20, showing Chadsworth column.

DESCRIPTION

FIG. 1 is a perspective of of a table showing my new design;
FIG. 2 is a top plan view thereof;
FIG. 3 is a front elevational view of the table showing my new design, the rear elevational view being a mirror image thereof;
FIG. 4 is a right side elevational view, the left side elevational view being a mirror image thereof;
FIG. 5 is a bottom plan view thereof;
FIG. 6 is a perspective view of the second embodiment of the table;
FIG. 7 is a front elevational view of a second embodiment of the table, the rear elevational view being a mirror image thereof;
FIG. 8 is a right elevational view of the second embodiment

of the table, the left elevational view is a mirror image thereof;

FIG. 9 is a bottom plan view of the second embodiment of the table;

FIG. 10 is perspective view of the third embodiment of the table;

FIG. 11 is a top plan view of the third embodiment of the table;

FIG. 12 is a front elevational view of the third embodiment of the table, the rear elevational view being a mirror image thereof;

FIG. 13 is a right elevational view of the third embodiment of the table, the left elevational view being a mirror image thereof;

FIG. 14 is a bottom plan view of the third embodiment of the table;

FIG. 15 is a perspective view of the fourth embodiment of the table;

FIG. 16 is a front elevational view of the fourth embodiment of the table, the rear elevational view being a mirror image thereof; and,

FIG. 17 is a right elevational view of the fourth embodiment of the table, the left elevational view being a mirror image thereof.

1 Claim, 13 Drawing Sheets

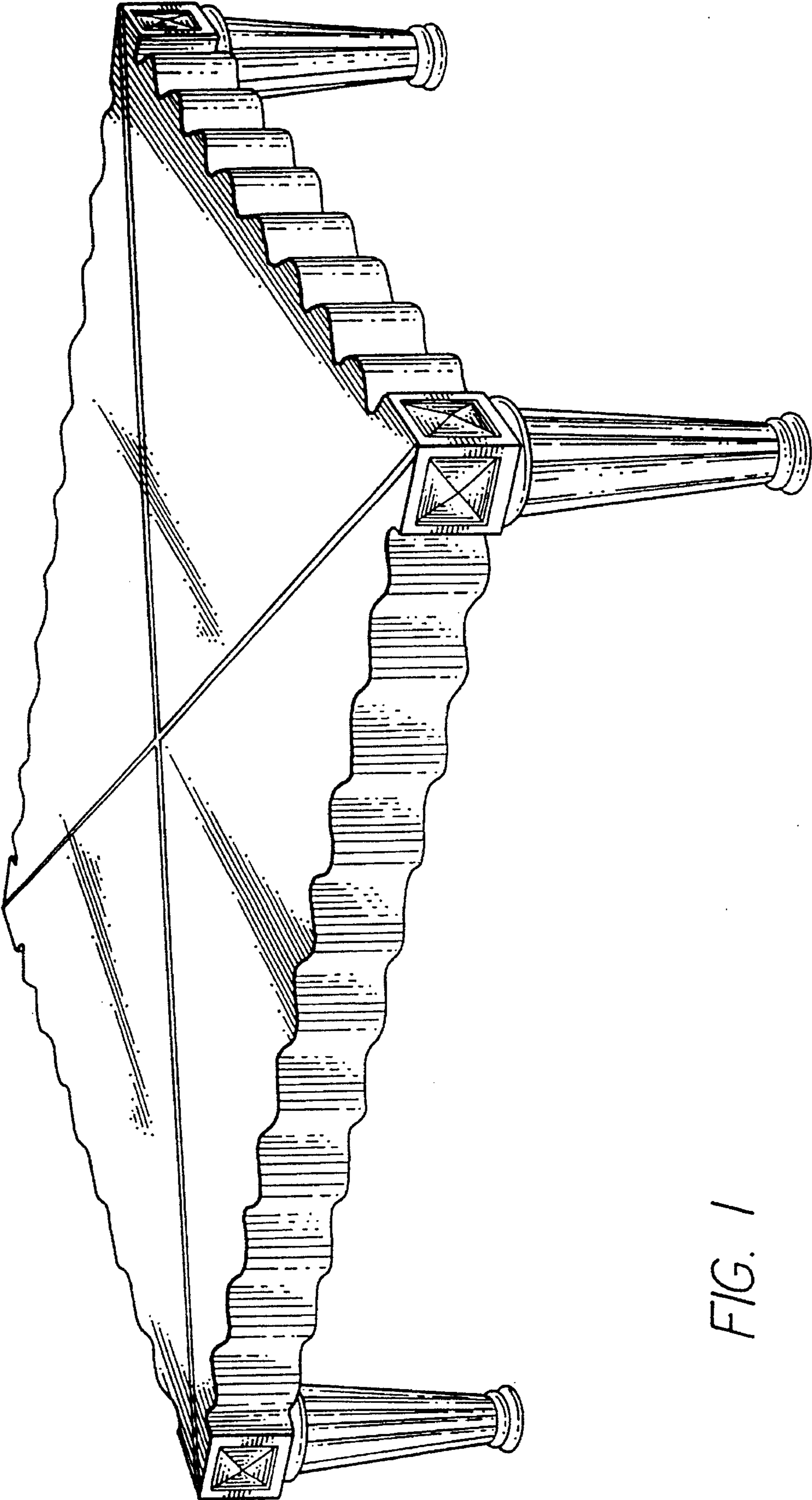


FIG. 1

FIG. 2




FIG. 3




FIG. 4





FIG. 5



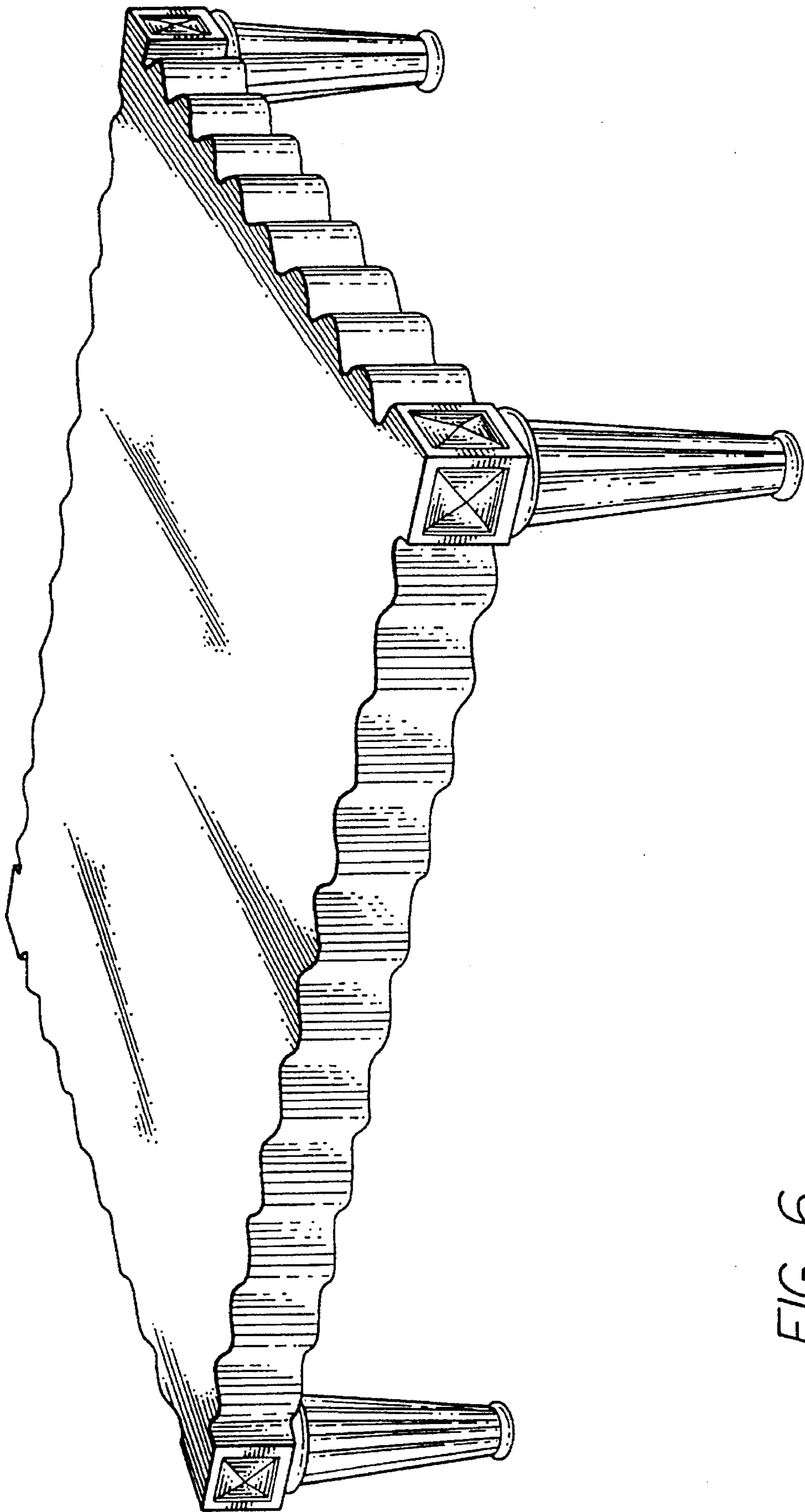


FIG. 6

FIG. 7




FIG. 8





FIG. 9



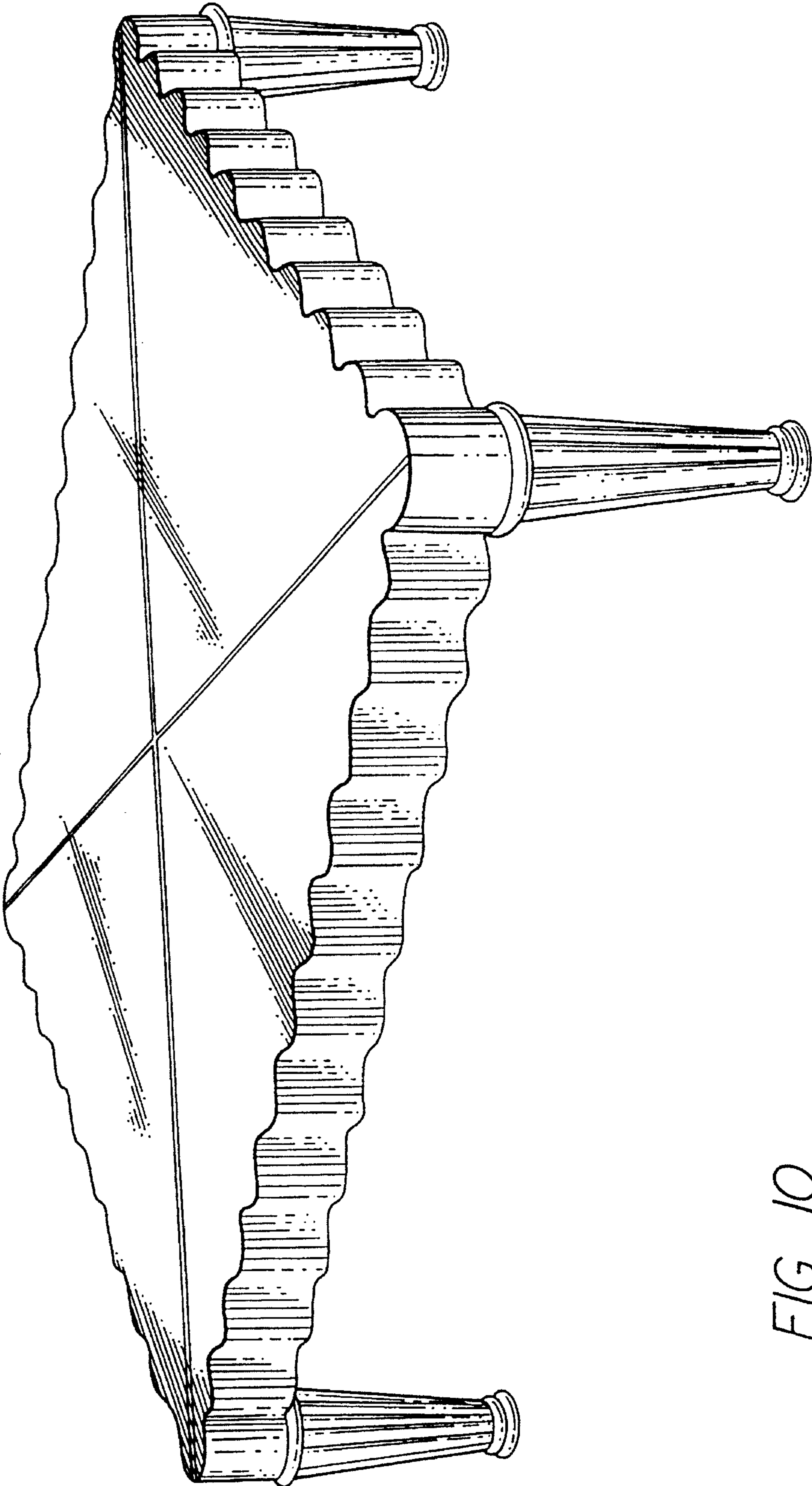



FIG. 10

FIG. 11






FIG. 12




FIG. 13




FIG. 14

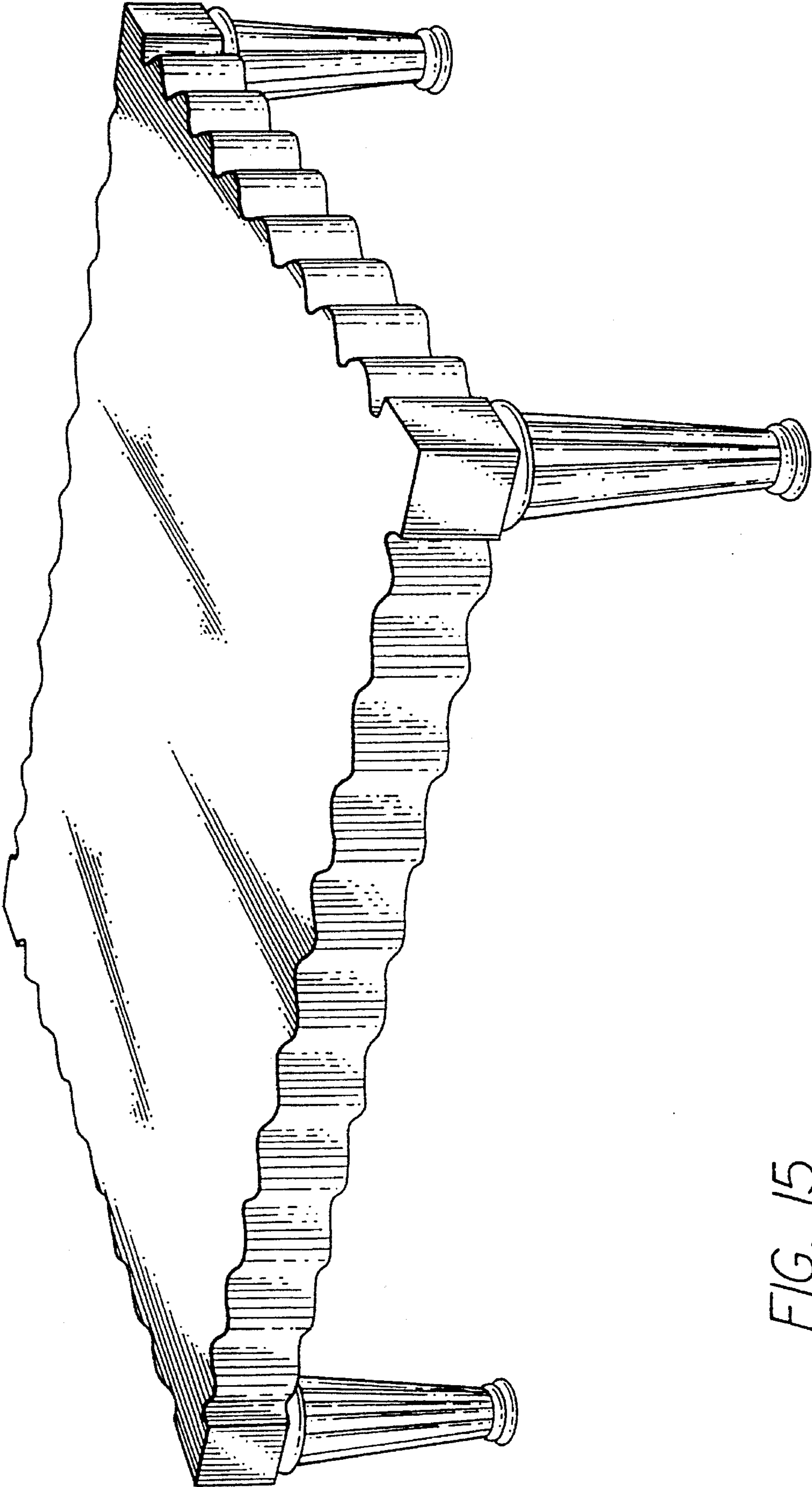


FIG. 15

FIG. 16





FIG. 17