



US00D369484S

# United States Patent [19]

[11] **Patent Number:** **Des. 369,484**

**Lee**

[45] **Date of Patent:** **\*\*May 7, 1996**

[54] **JEWELRY DISPLAY BOARD**

[75] **Inventor:** **Leung C. Lee, Brooklyn, N.Y.**

[73] **Assignee:** **Jecmel Jewelry, Inc., Long Island City, N.Y.**

[\*\*] **Term:** **14 Years**

[21] **Appl. No.:** **35,216**

[22] **Filed:** **Feb. 22, 1995**

[52] **U.S. Cl.** ..... **D6/467**

[58] **Field of Search** ..... **D6/449, 458, 467, D6/466, 469; 211/4, 13; 109/38; 206/566, 45.14, 6.1; 248/309.2**

[56] **References Cited**

**U.S. PATENT DOCUMENTS**

4,448,304 5/1984 Weinsittel et al. .... 206/566 X

*Primary Examiner*—Alan P. Douglas

*Assistant Examiner*—S. Snapp

*Attorney, Agent, or Firm*—Gottlieb, Rackman & Reisman

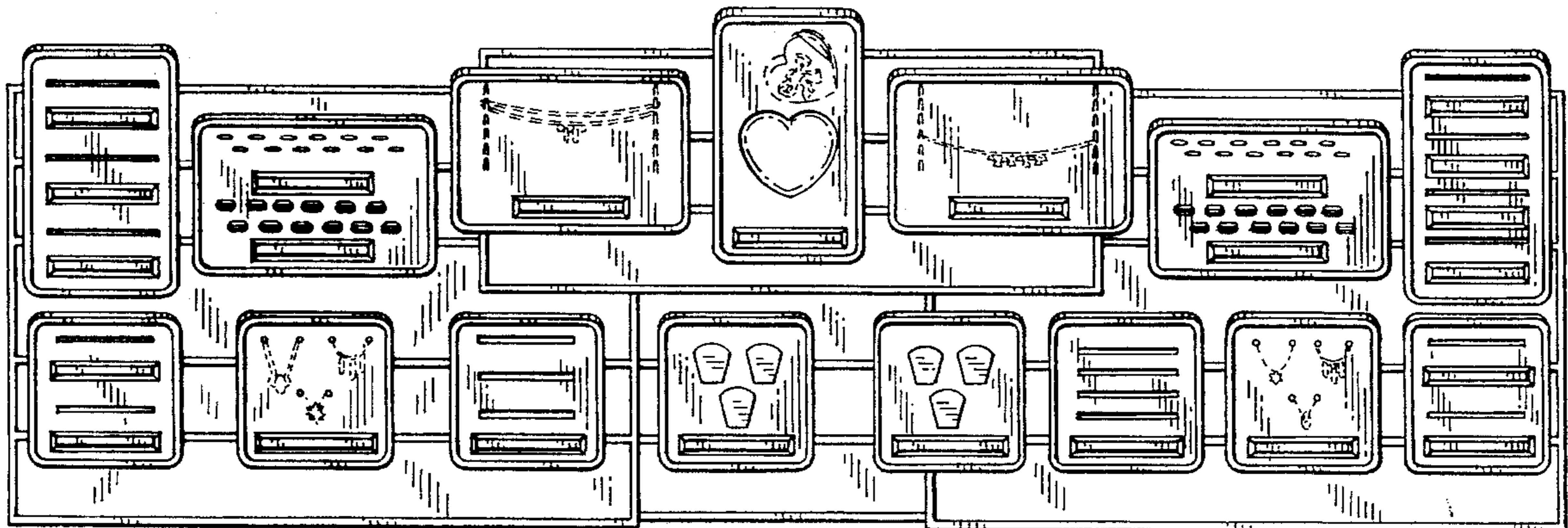
[57] **CLAIM**

The ornamental design for the jewelry display board, as shown and described.

**DESCRIPTION**

FIG. 1 is a top plan view of my jewelry display board; FIG. 2 is a front elevational view of my jewelry display board; FIG. 3 is a side elevational view of my jewelry display board the opposite side being a mirror image thereof; FIG. 4 is a rear elevational view of my jewelry display board; and, FIG. 5 is a bottom plan view of my jewelry display board. The broken line showing jewelry is for illustrative purposes only and forms no part of the claimed design.

**1 Claim, 3 Drawing Sheets**



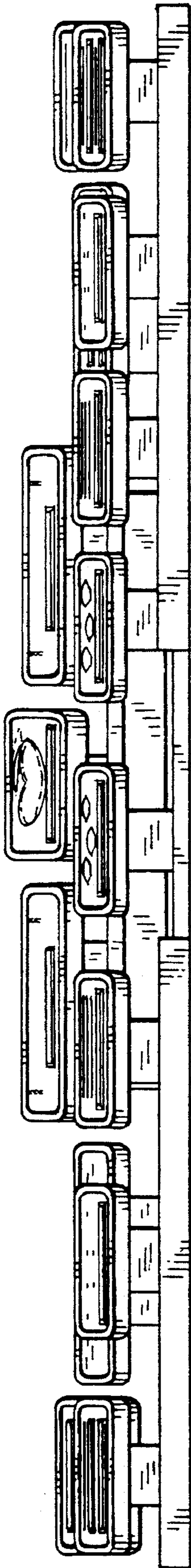


FIG. 2

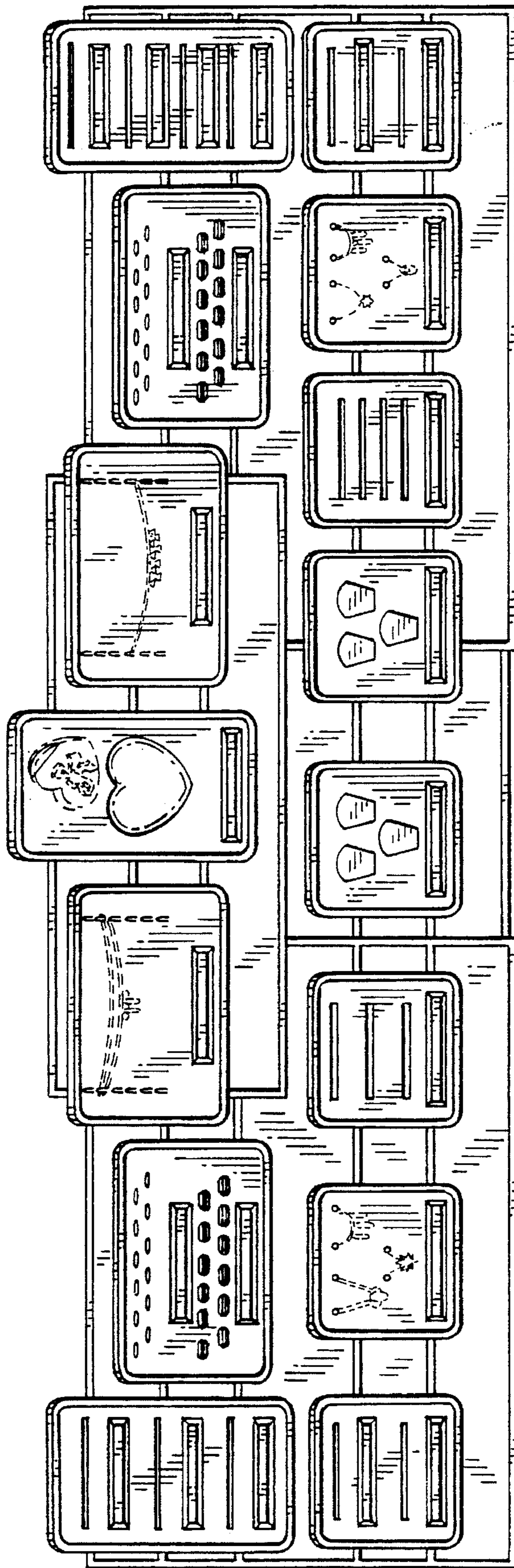


FIG. 1

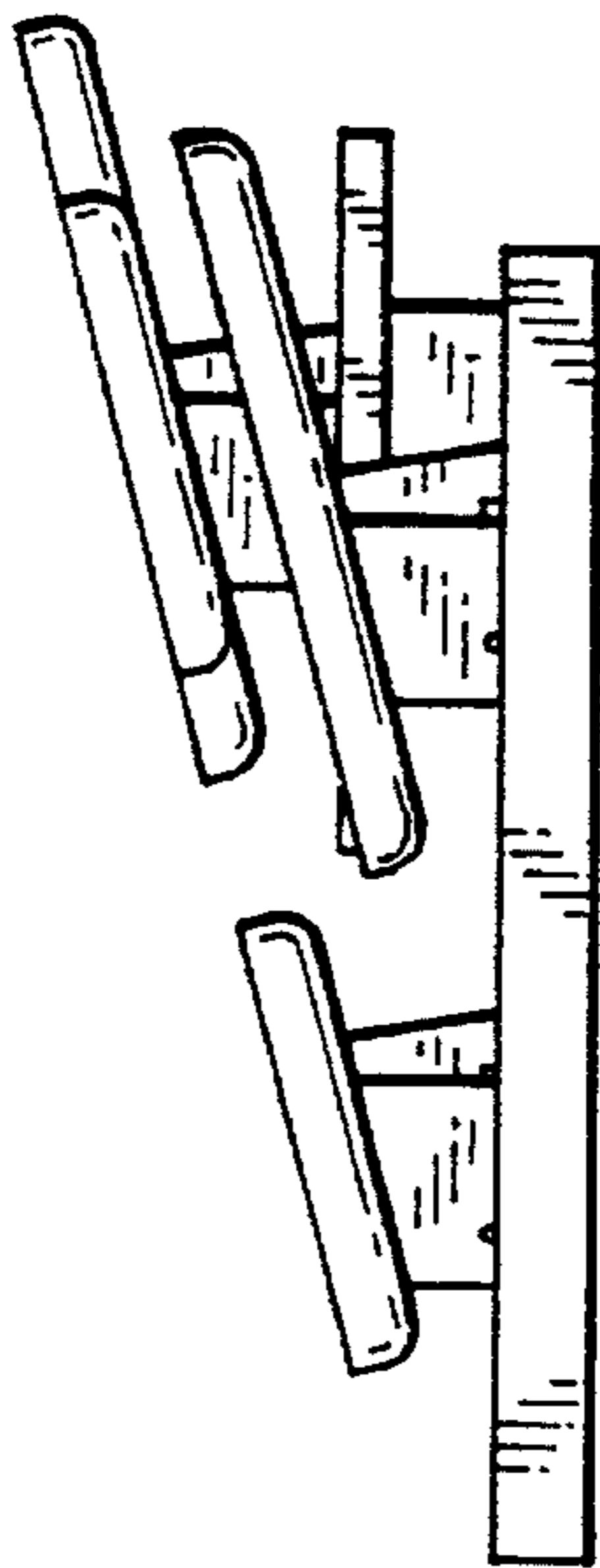


FIG. 3

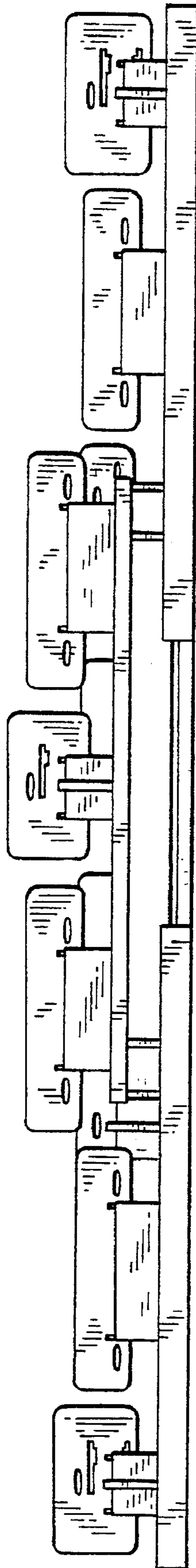


FIG. 4

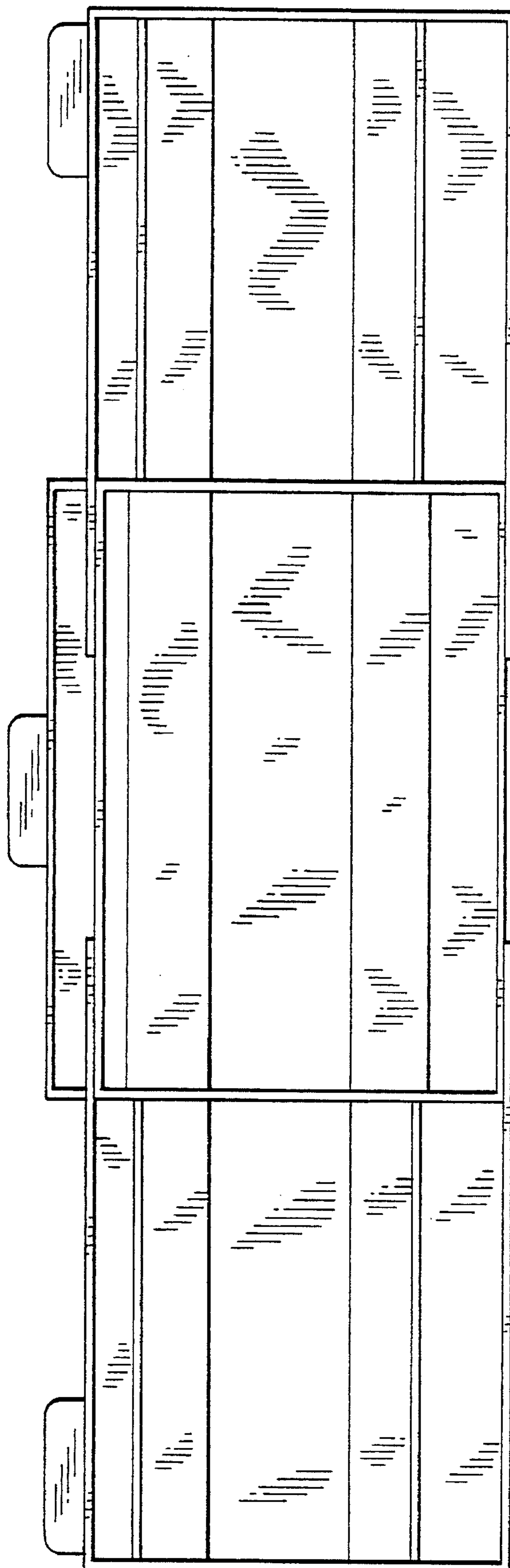


FIG. 5