



US00D369438S

United States Patent [19]

Resler

[11] Patent Number: **Des. 369,438**

[45] Date of Patent: ****Apr. 30, 1996**

[54] NAIL FILE

[76] Inventor: **Renee S. Resler**, 3046 E. Mariette, Phoenix, Ariz. 85016

[**] Term: **14 Years**

[21] Appl. No.: **35,817**

[22] Filed: **Mar. 7, 1995**

[52] U.S. Cl. **D28/59**

[58] Field of Search D28/56, 57, 58; D8/90, 94; 132/73, 73.5, 75, 76.4, 76.5

[56] **References Cited**

U.S. PATENT DOCUMENTS

D. 211,107	5/1968	Theobald et al.	D8/90
D. 257,541	11/1980	Fox et al.	D28/59
D. 262,147	12/1981	Sussman	D28/59
D. 360,121	7/1995	Anderson	D8/90
4,757,571	7/1988	Young	132/76.4 X
5,275,181	1/1994	Rudolph, Jr.	132/76.4

FOREIGN PATENT DOCUMENTS

23306 of 1913 United Kingdom 132/76.4

Primary Examiner—Ted Shooman
Assistant Examiner—C. Tuttle
Attorney, Agent, or Firm—Snell & Wilmer

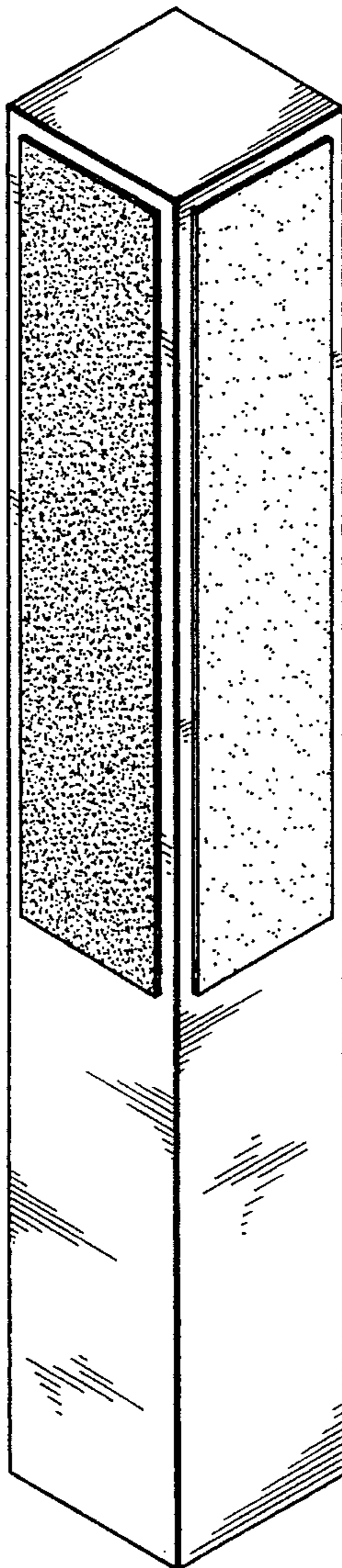
[57] **CLAIM**

The ornamental design for a nail file, as shown and described.

DESCRIPTION

FIG. 1 is a perspective view of a nail file showing my new design;
FIG. 2 is an elevational end view thereof, the end opposite being a mirror image;
FIG. 3 is a side elevational view of a first thereof;
FIG. 4 is a side elevational view of a second thereof;
FIG. 5 is a side elevational view of a third thereof; and,
FIG. 6 is a side elevational view of a fourth thereof.

1 Claim, 2 Drawing Sheets



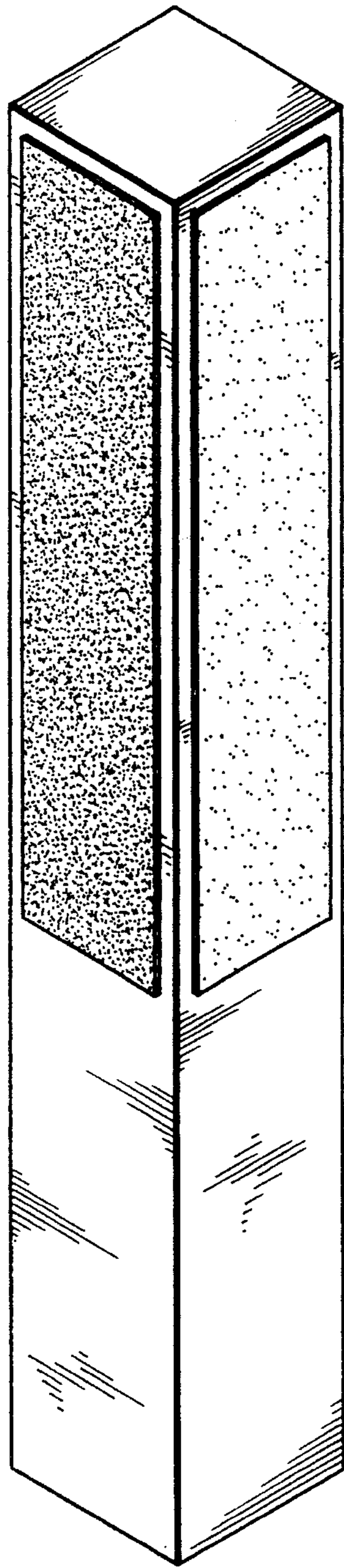


FIG. 1




FIG. 2




FIG. 3




FIG. 4

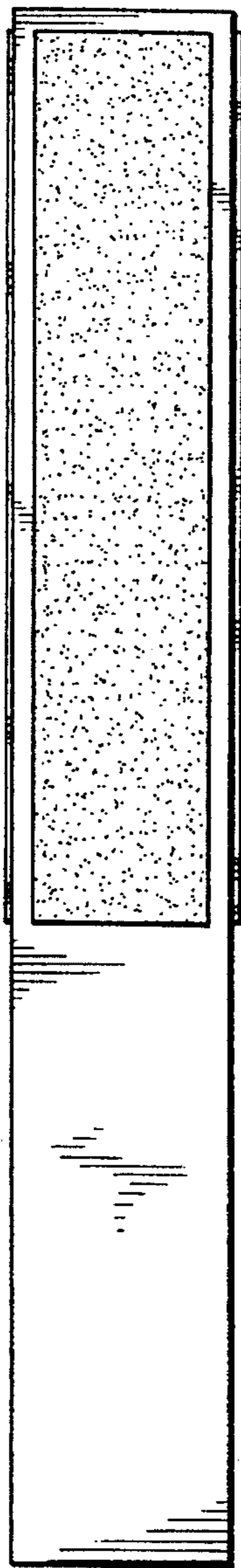


FIG. 5

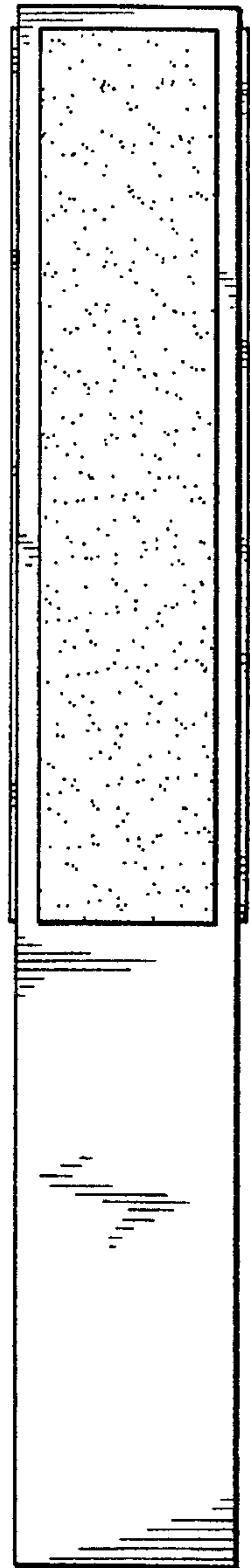


FIG. 6