



US00D369420S

United States Patent [19]
Haglund

[11] **Patent Number: Des. 369,420**

[45] **Date of Patent: **Apr. 30, 1996**

[54] **GRADIENT FENCE DESIGN**

[76] Inventor: **Vernon Haglund**, 1910 NW. 18th St.,
Pompano Beach, Fla. 33069

[**] Term: **14 Years**

[21] Appl. No.: **23,945**

[22] Filed: **Jun. 3, 1994**

[52] U.S. Cl. **D25/38**

[58] **Field of Search** D25/48, 47, 38-45,
D25/53, 164, 153, 138, 156, 157-159;
D23/406, 397, 398, 400; 256/19, 21, 22,
24, 34, 41, 50, 59, 66, 73, 47, 51, 65

[56] **References Cited**

U.S. PATENT DOCUMENTS

D. 32,968 7/1900 Fair D23/398
D. 273,333 4/1984 Wilder D25/38
530,391 12/1894 Carr D25/44

FOREIGN PATENT DOCUMENTS

2208668 4/1989 United Kingdom 256/65

OTHER PUBLICATIONS

Sunset Garden & Patio Building Book, ©1963, Gates &
Fences Section, p. 29, Fence Panel on lower right of page.

Primary Examiner—Doris Clark
Attorney, Agent, or Firm—M. K. Silverman


[57] **CLAIM**

The ornamental design for a gradient fence design, as shown
and described.

DESCRIPTION

FIG. 1 is a front perspective view of my gradient fence
design;
FIG. 2 is a rear perspective view thereof;
FIG. 3 is a front elevational view of which a rear elevational
view is a mirror image thereof;
FIG. 4 is a top plan view of which a bottom plan view is a
mirror image thereof; and,
FIG. 5 is a left side elevational view of which a right side
elevational view is a mirror image thereof.

1 Claim, 3 Drawing Sheets






FIG 1

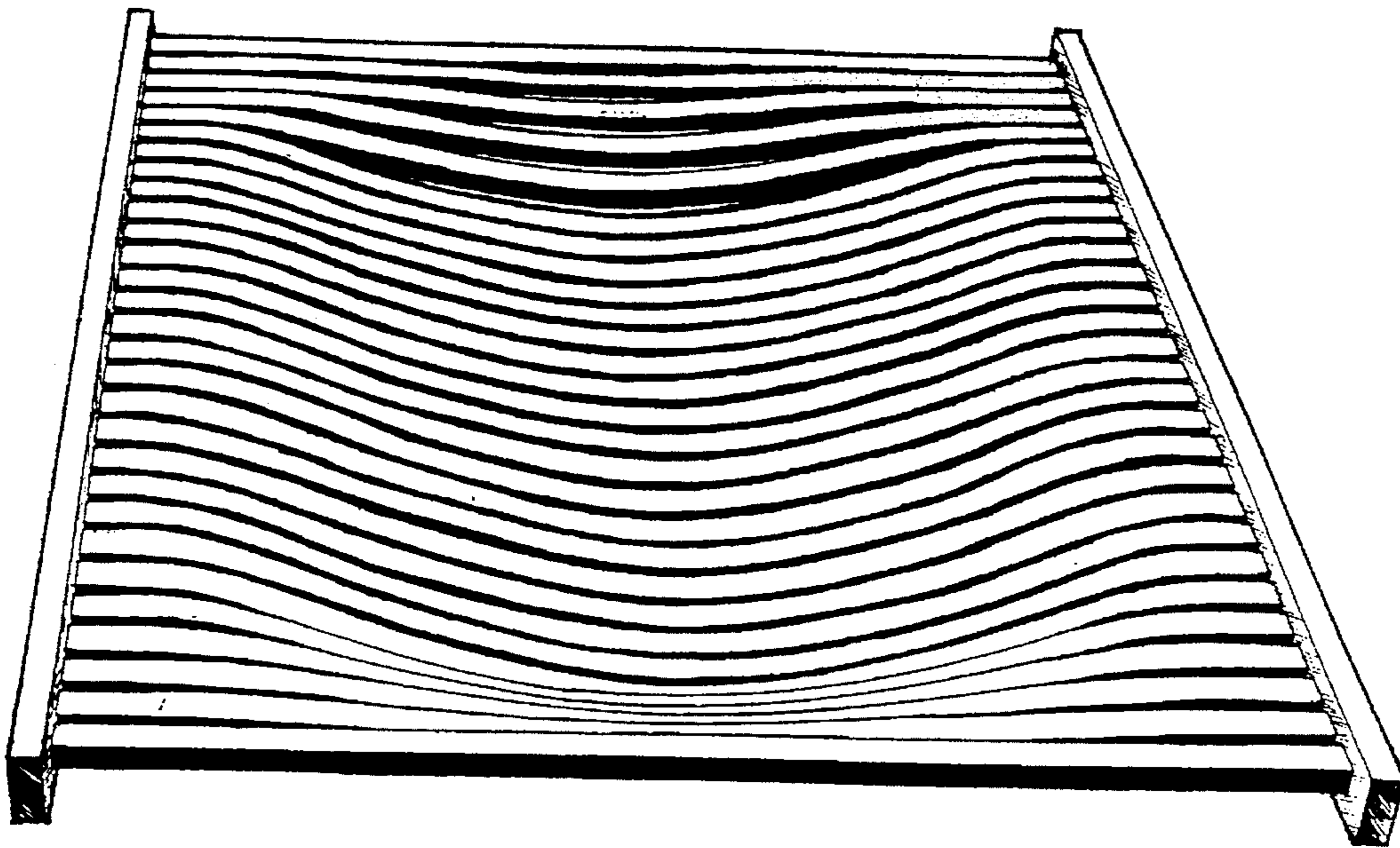


FIG 2

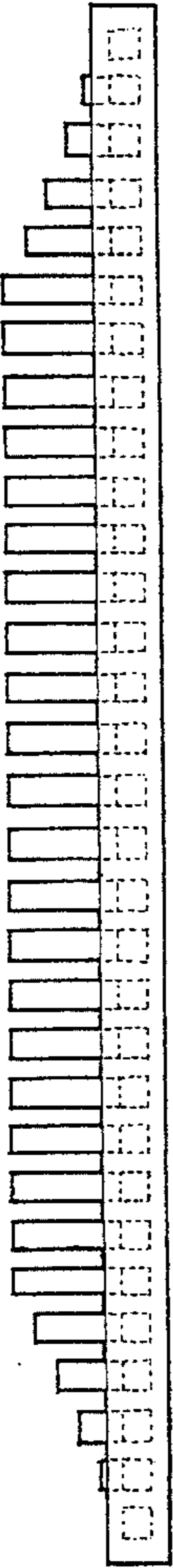


FIG 4




FIG 3




FIG 5