



US00D369415S

United States Patent [19]

[11] Patent Number: **Des. 369,415**

Boulton et al.

[45] Date of Patent: ****Apr. 30, 1996**

[54] **SAMPLE HOLDER**

[75] Inventors: **David Boulton**, Tinton Falls, N.J.;
Robert Zambias, Lexington, Mass.

[73] Assignee: **Arqule, Inc.**, Medford, Mass.

[**] Term: **14 Years**

[21] Appl. No.: **28,034**

[22] Filed: **Sep. 2, 1994**

[52] U.S. Cl. **D24/224; D24/227; D24/230**

[58] Field of Search **D24/227, 230,**
D24/229; D9/341; 211/71, 73, 60.1, 74;
422/104; 435/809

[56] **References Cited**

U.S. PATENT DOCUMENTS

D. 264,810	6/1982	Voltmann	D24/230 X
D. 274,789	7/1984	Brown et al.	D9/341
D. 337,165	7/1993	Malinoff	D24/227
D.359,126	6/1995	Hovatter	D24/227
3,390,783	7/1968	Quackenbush, Jr.	211/73
3,619,073	11/1971	De Mendez	356/246

3,853,010	12/1974	Guidinger et al.	73/423
3,897,216	7/1975	Jones	23/259
3,923,463	12/1975	Bagshawe et al.	23/253
4,154,795	5/1979	Thorne	211/74
5,127,531	7/1992	Onodera	211/74
5,306,469	4/1994	Iles	422/104

Primary Examiner—Louis S. Zarfaz
Assistant Examiner—I. Simmons
Attorney, Agent, or Firm—Pennie & Edmonds

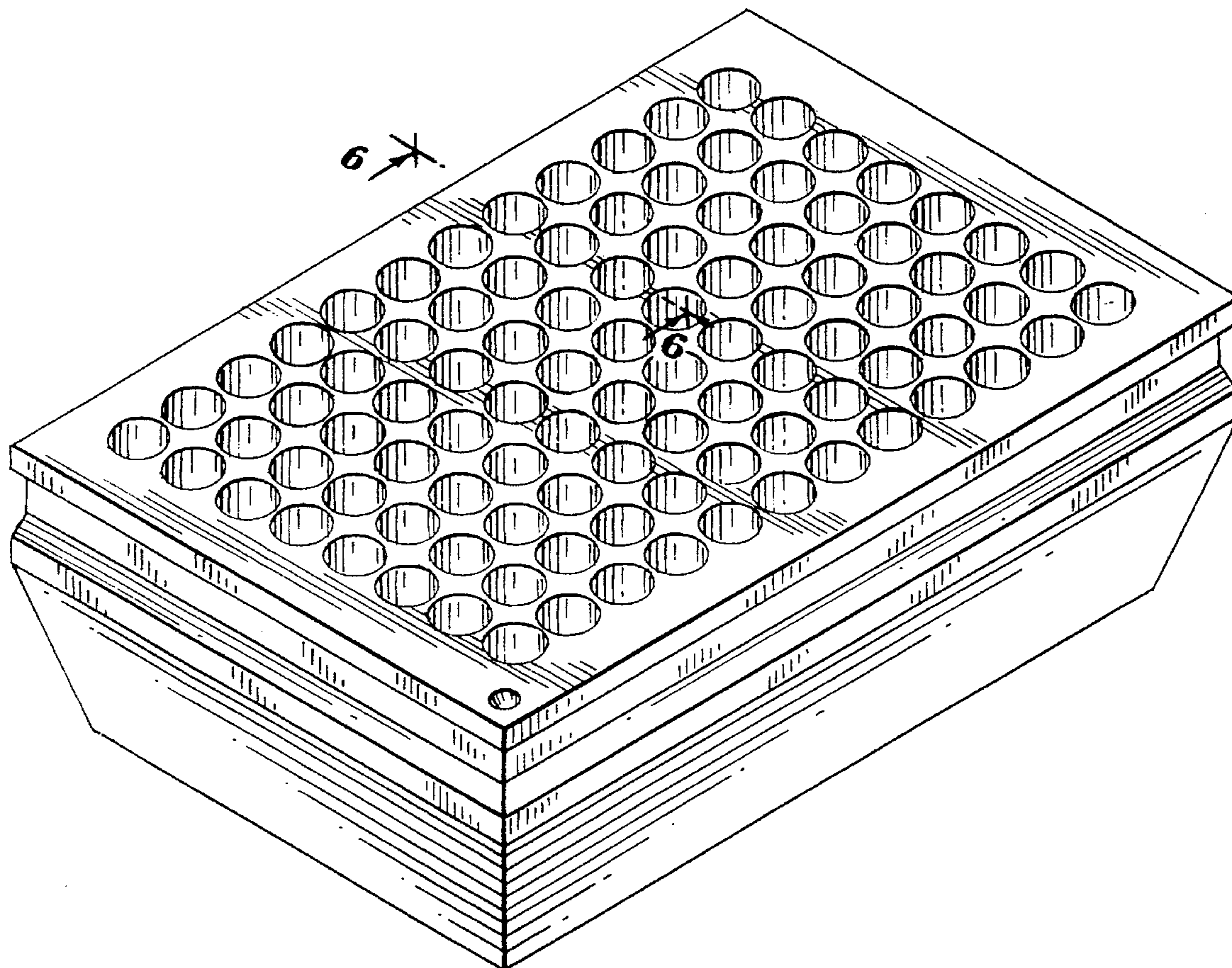
[57] **CLAIM**

The ornamental design for a sample holder, as shown and described.

DESCRIPTION

FIG. 1 is a perspective view of the sample holder; FIG. 2 is a top view of the sample holder; FIG. 3 is a side view of the sample holder; FIG. 4 is a bottom view of the sample holder; FIG. 5 is an end view of the sample holder; and, FIG. 6 is an enlarged partial cross-sectional view thereof, taken along the line 6—6 of FIG. 1.

1 Claim, 3 Drawing Sheets



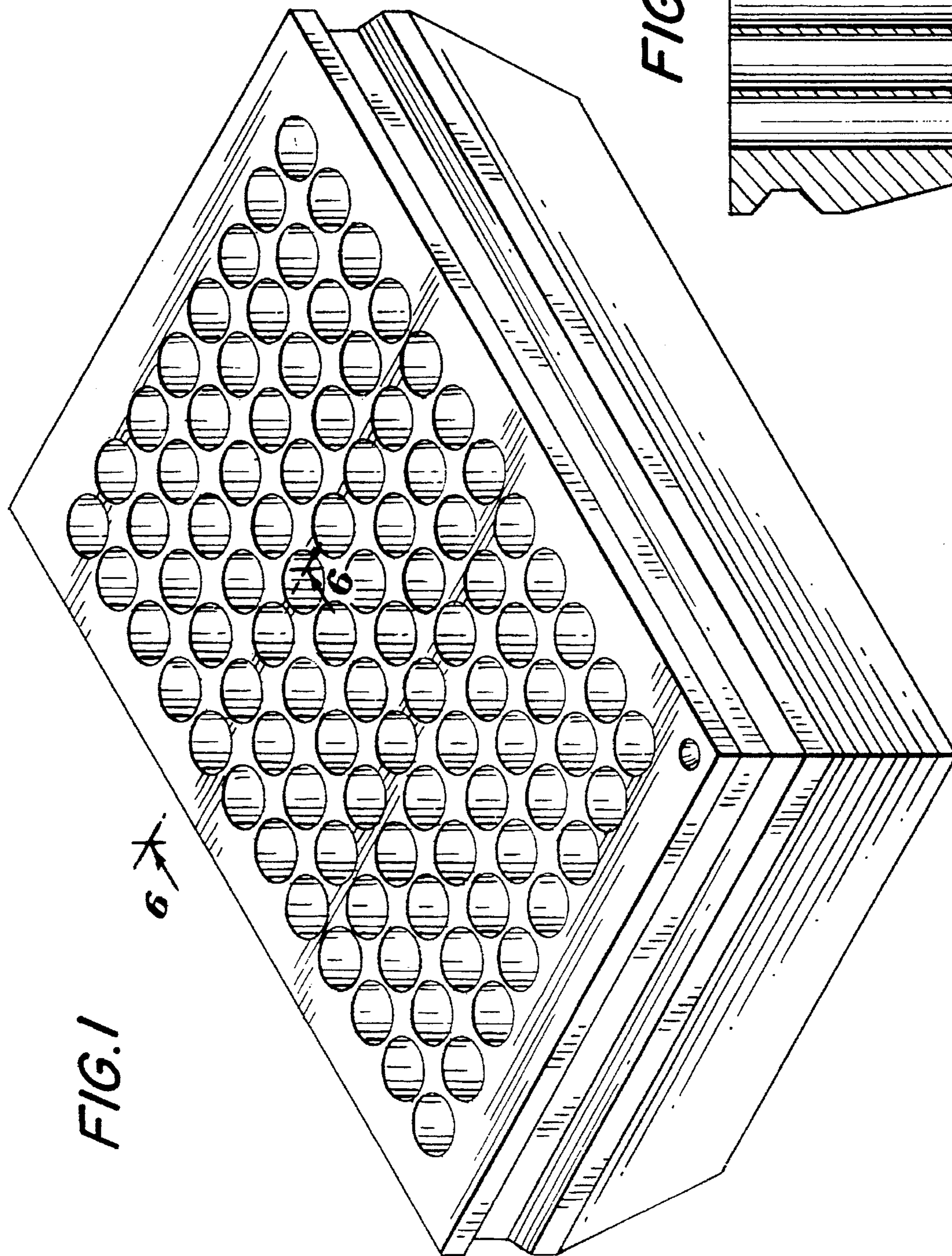


FIG. 1

6-6

FIG. 6

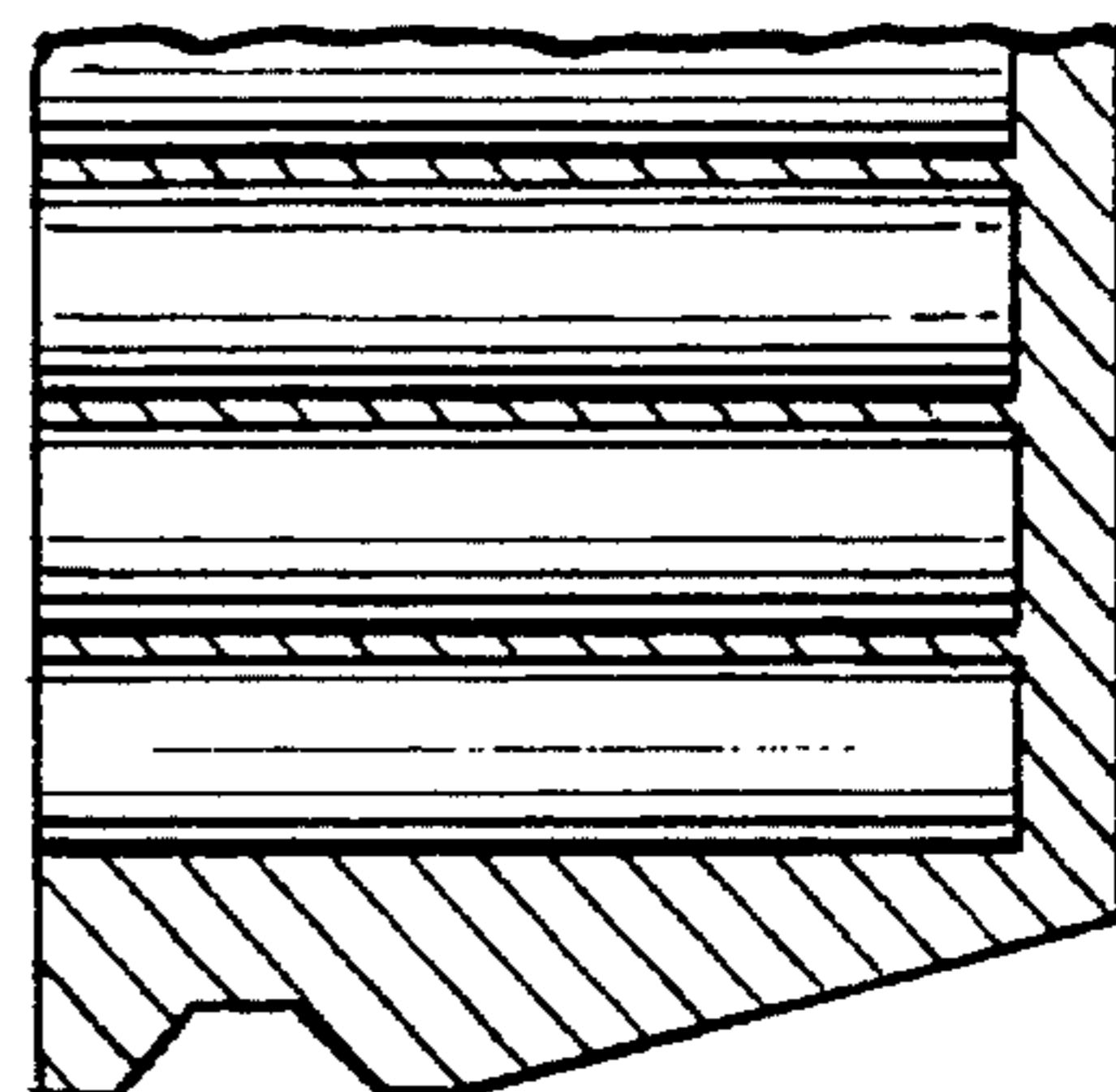


FIG. 2





FIG. 3

FIG. 4


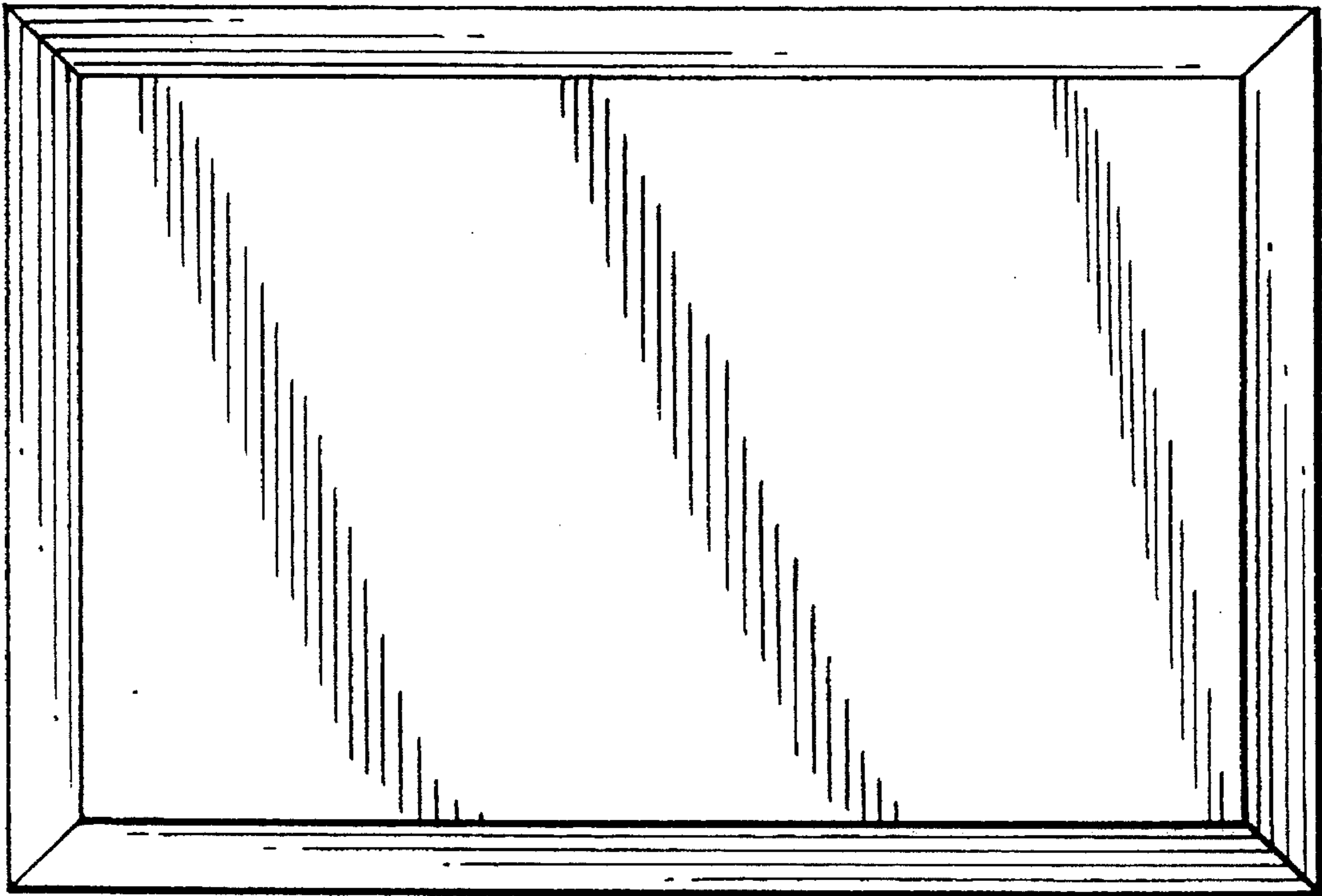


FIG. 5