



US00D369397S

United States Patent [19] House

[11] Patent Number: **Des. 369,397**

[45] Date of Patent: ****Apr. 30, 1996**

[54] **FISHING LINE RELEASE**

[76] Inventor: **Anson M. House**, 4575 Pretty Good Rd., Placerville, Calif. 95667

[**] Term: **14 Years**

[21] Appl. No.: **23,962**

[22] Filed: **Jun. 6, 1994**

[52] U.S. Cl. **D22/134**

[58] Field of Search D22/134; 43/43.12, 43/43.13, 43.1, 44.83, 44.85, 44.92, 44.95; 24/908, 607, 563, 67.9

4,698,933 10/1987 Shaw 43/43.12
 4,699,278 10/1987 Klein 24/563 X
 4,809,457 3/1989 Macachor 43/43.12
 5,163,246 11/1992 Shaw 43/43.12

Primary Examiner—Doris V. Coles

[57] **CLAIM**

The ornamental design for a fishing line release, as shown and described.

DESCRIPTION

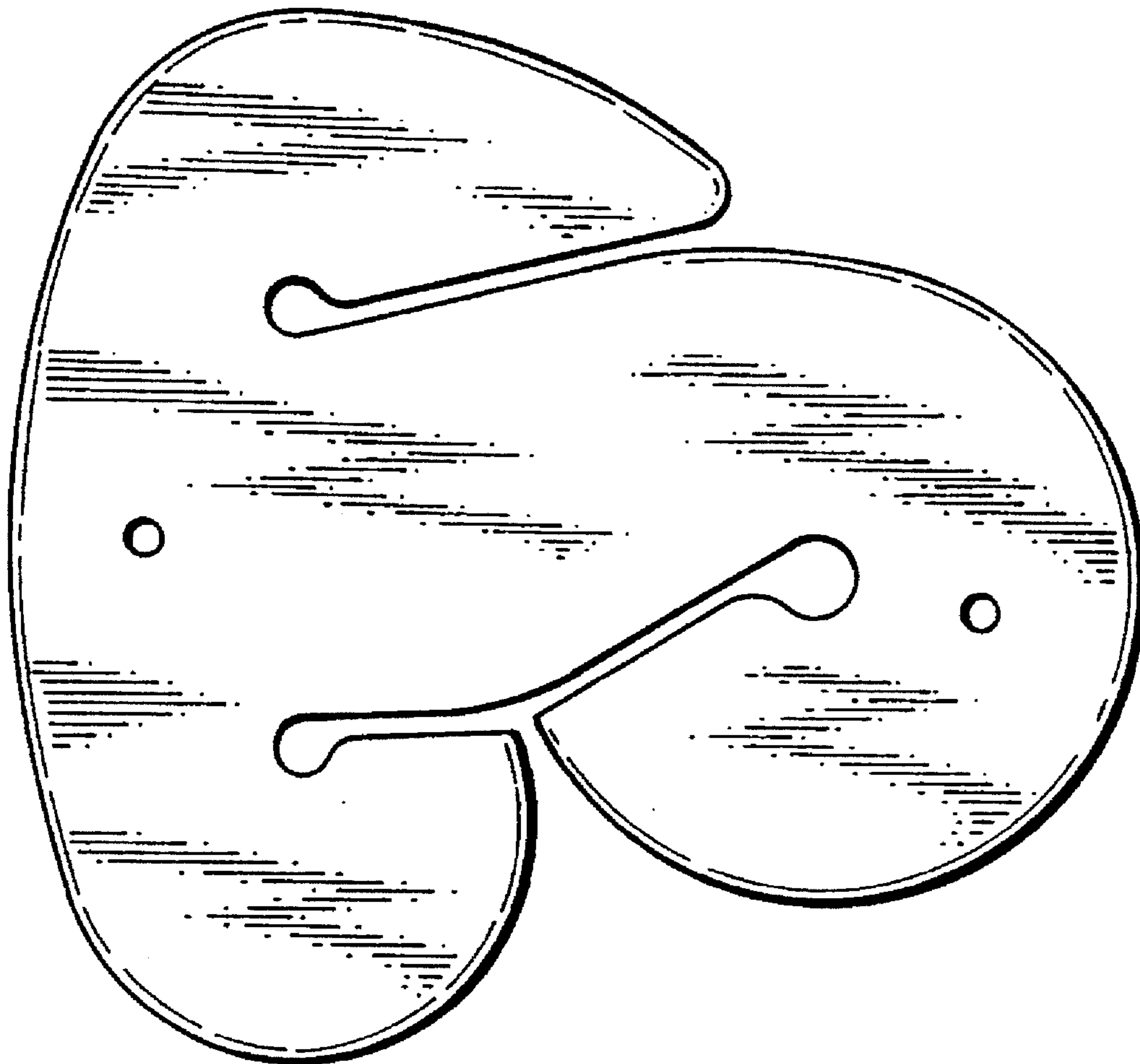
FIG. 1 is a left front perspective view of a fishing line release, showing my new design;
 FIG. 2 is a front elevational view thereof, the rear elevational view being a mirror image;
 FIG. 3 is a left side elevational view thereof;
 FIG. 4 is a right side elevational view thereof;
 FIG. 5 is a top plan view thereof; and,
 FIG. 6 is a bottom plan view thereof.

[56] **References Cited**

U.S. PATENT DOCUMENTS

2,884,735 5/1959 Ticer 43/43.12
 3,533,184 10/1970 Kerr 24/908 X
 4,010,569 3/1977 Finley et al. 24/908 X
 4,199,890 4/1980 Austin et al. 43/43.12
 4,417,414 11/1983 Hood et al. 43/43.12

1 Claim, 1 Drawing Sheet



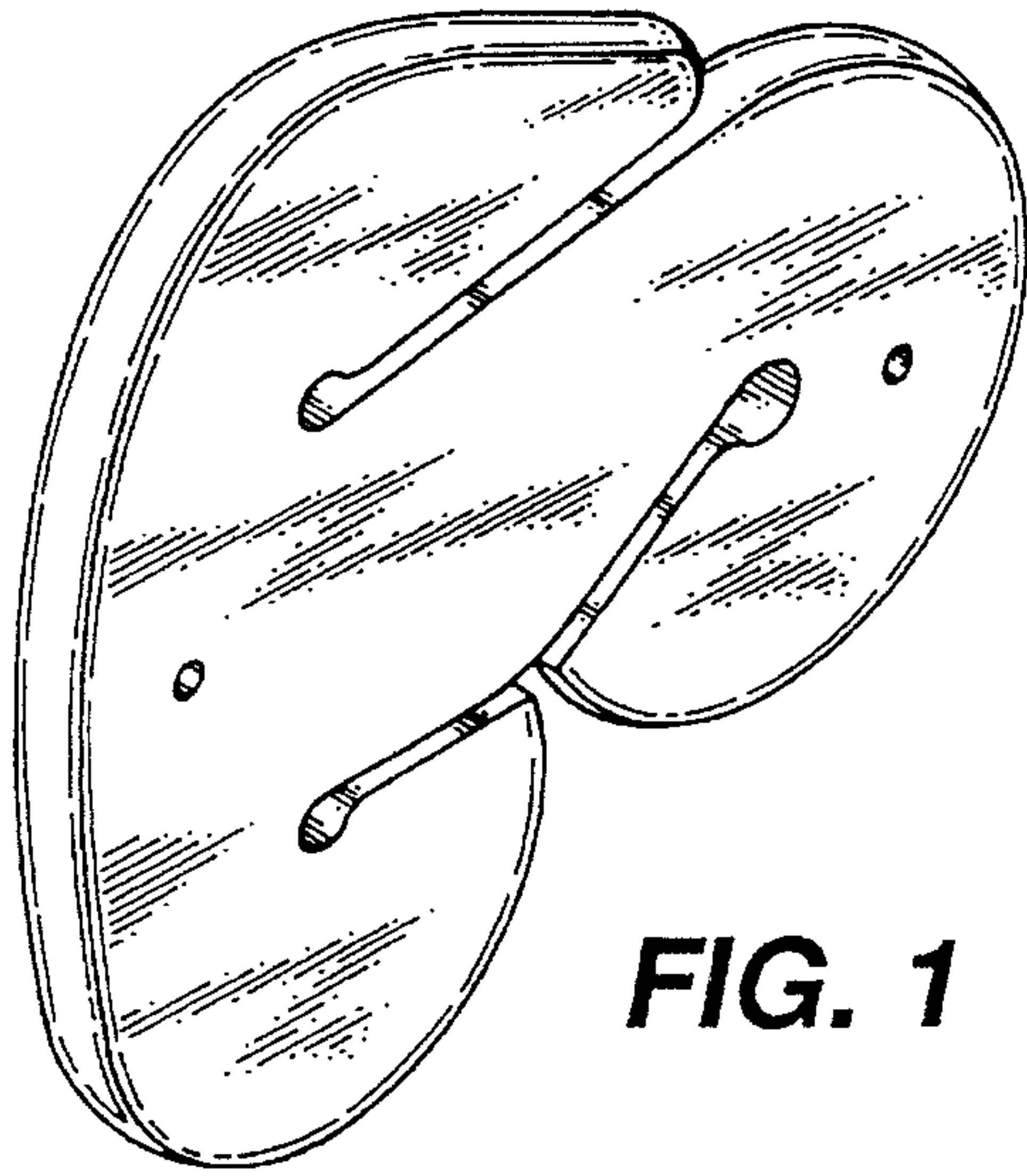


FIG. 1

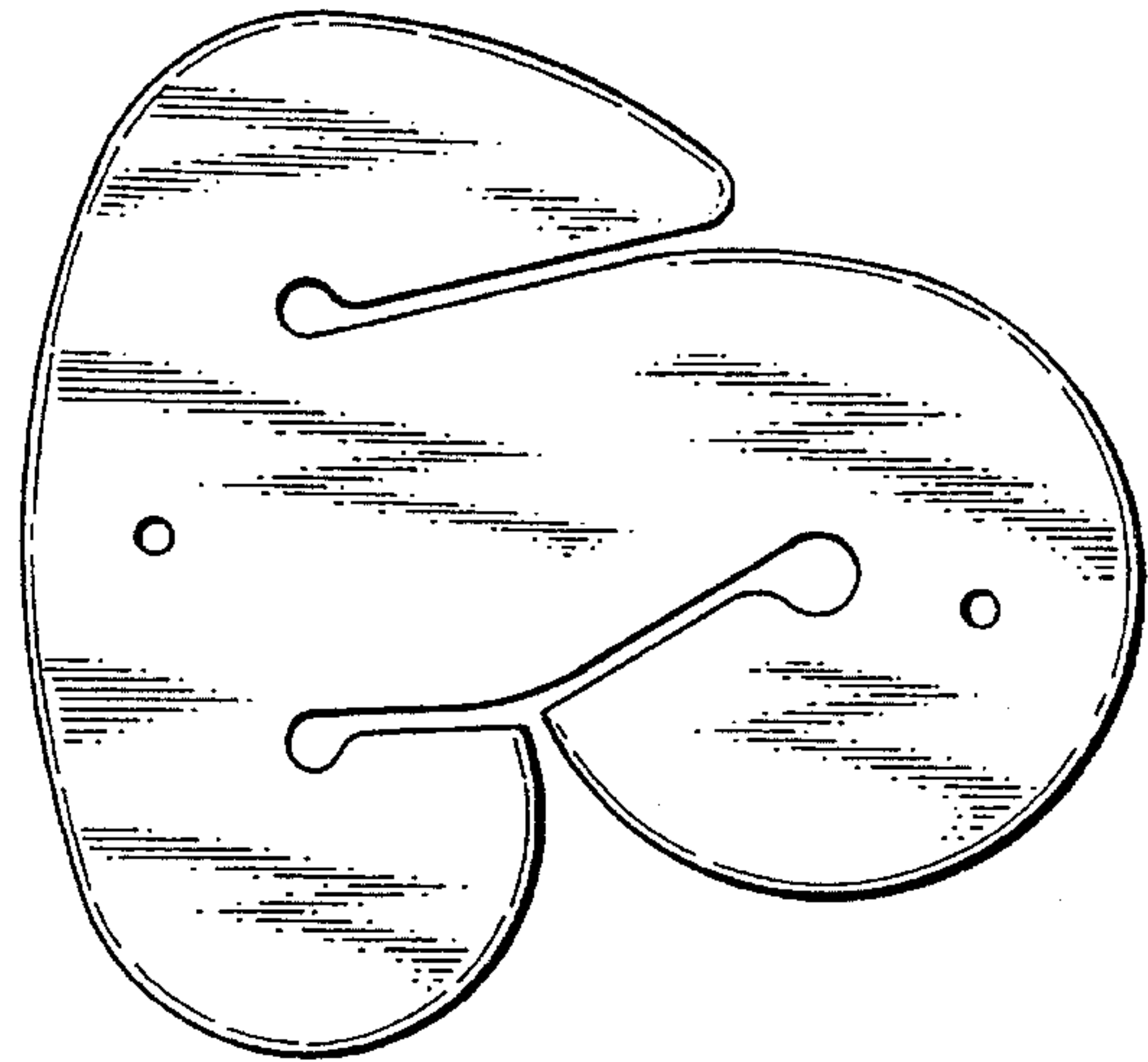


FIG. 2



FIG. 3



FIG. 4




FIG. 5



FIG. 6