



US00D369377S

United States Patent [19]
Brune

[11] **Patent Number: Des. 369,377**

[45] **Date of Patent: **Apr. 30, 1996**

[54] **TEMPLE FOR SUNGLASSES**

[75] Inventor: **Henri Brune**, Rochester, N.Y.

[73] Assignee: **Bausch & Lomb Incorporated**,
Rochester, N.Y.

[**] Term: **14 Years**

[21] Appl. No.: **36,350**

[22] Filed: **Mar. 17, 1995**

[52] U.S. Cl. **D16/335**

[58] **Field of Search** D16/306, 310,
D16/311, 313, 314, 319-330, 333, 335,
337, 339, 340; 351/44, 51, 111, 118, 119,
120, 136, 157, 158, 46; 2/247-249, 236

[56] **References Cited**

U.S. PATENT DOCUMENTS

D. 75,131	5/1928	Nelson	D16/335
D. 87,547	8/1932	Reynolds	D16/335
D. 89,677	4/1933	Begard	351/111
D. 94,392	9/1934	Reynolds	351/51

Primary Examiner—Ted Shooman
Assistant Examiner—R. Barkai

Attorney, Agent, or Firm—Salvatore P. Pace; Katherine McGuire


[57] **CLAIM**

The ornamental design for temple for sunglasses, as shown and described.

DESCRIPTION

FIG. 1 is a top plan view of a temple for sunglasses showing my new design;
FIG. 2 is a right side view thereof;
FIG. 3 is a bottom plan view thereof;
FIG. 4 is a left side view thereof;
FIG. 5 is a front view thereof;
FIG. 6 is a rear view thereof;
FIG. 7 is a perspective view thereof;
FIG. 8 is a top plan view of a modified embodiment of the design shown in FIGS. 1-7;
FIG. 9 is a bottom plan view thereof; and,
FIG. 10 is a front perspective view of the design shown in FIGS. 1-7, the broken line showing of the sunglass front and right temple is for illustrative purposes only and forms no part of the claimed design.

1 Claim, 3 Drawing Sheets






FIG. 1

FIG. 2

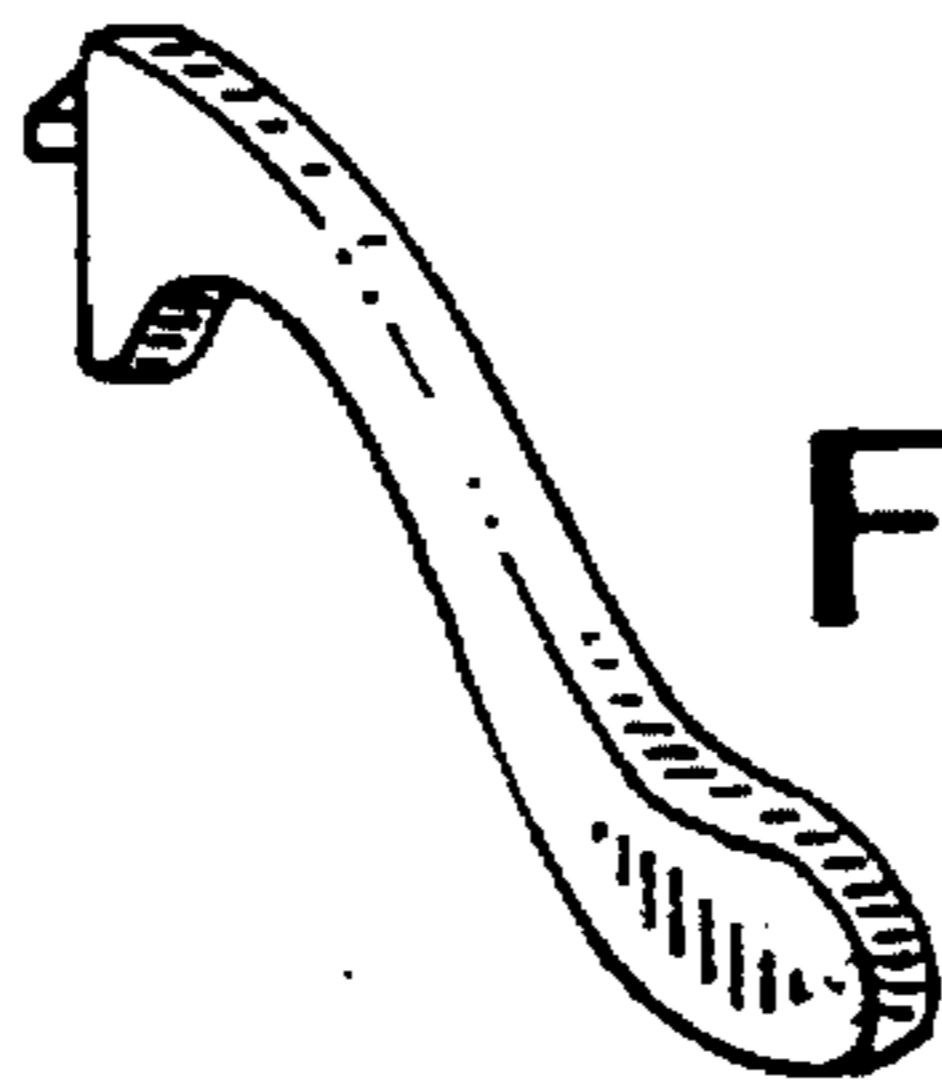
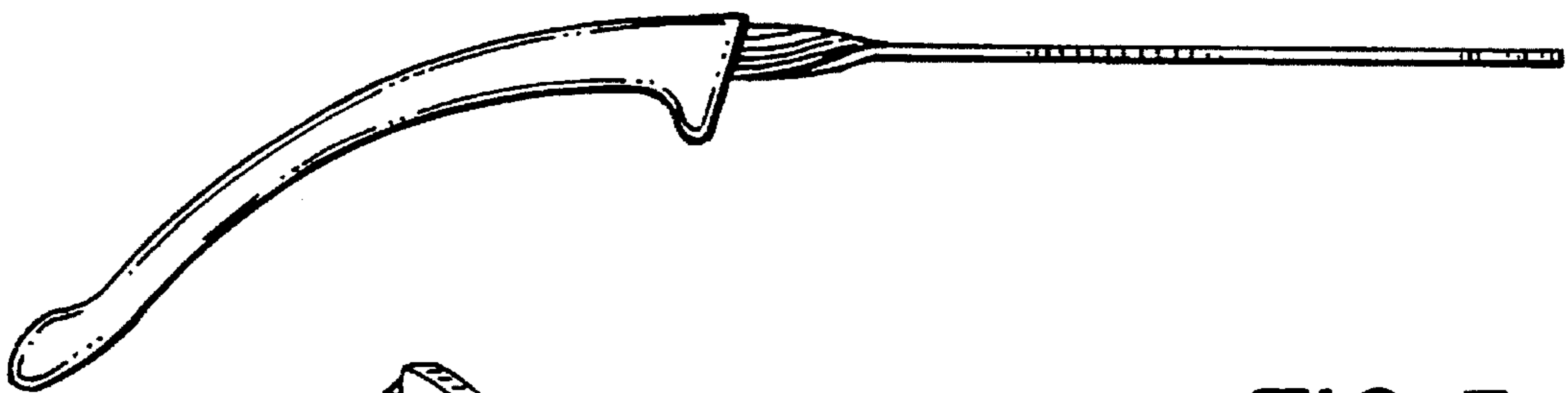


FIG. 6

FIG. 5

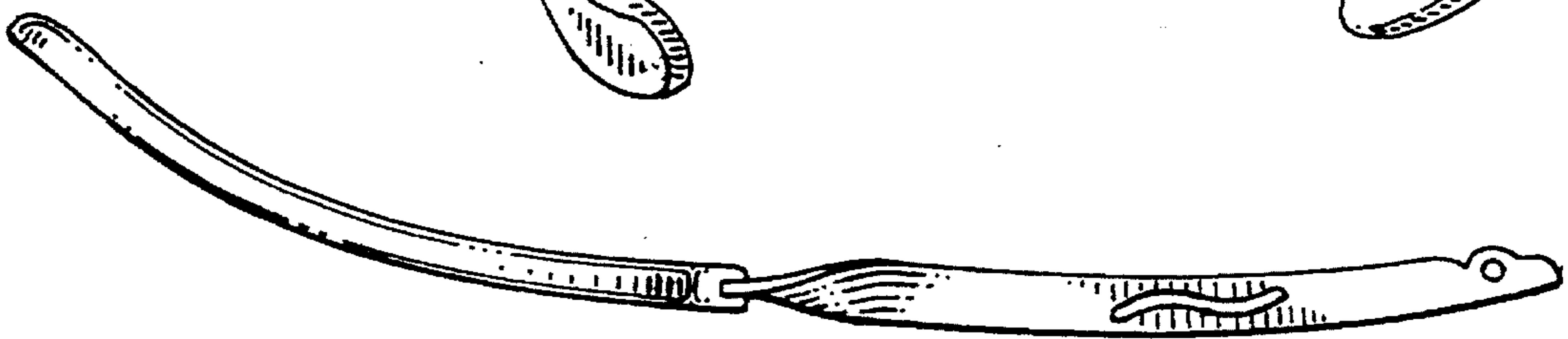
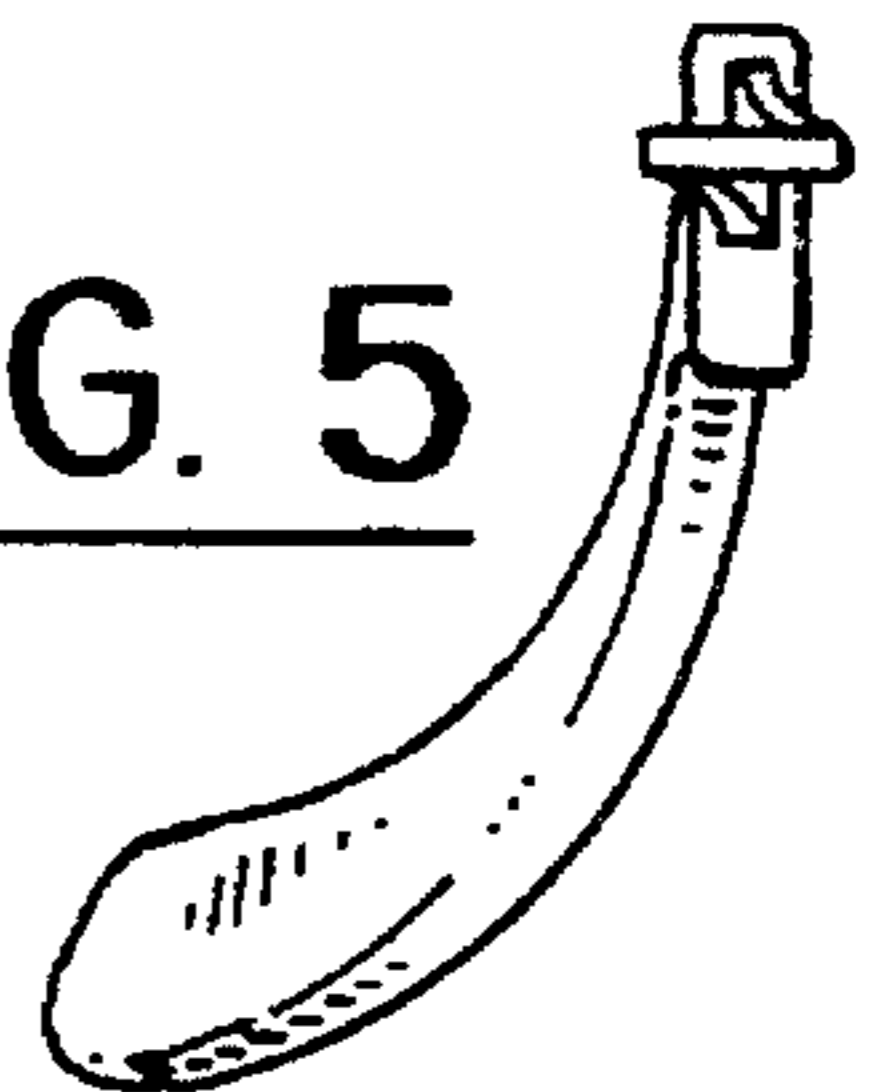


FIG. 3

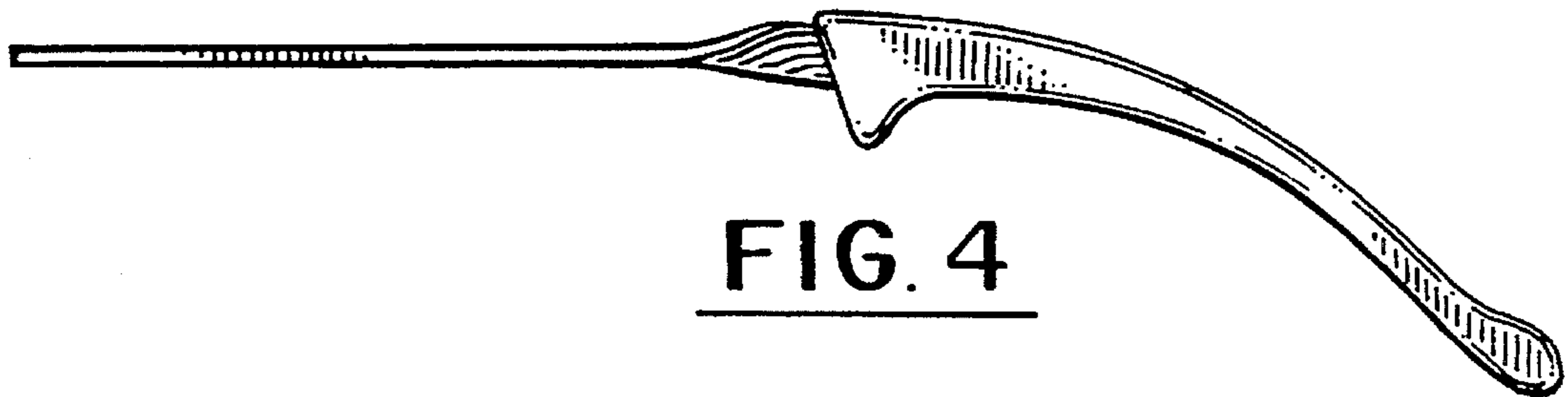


FIG. 4

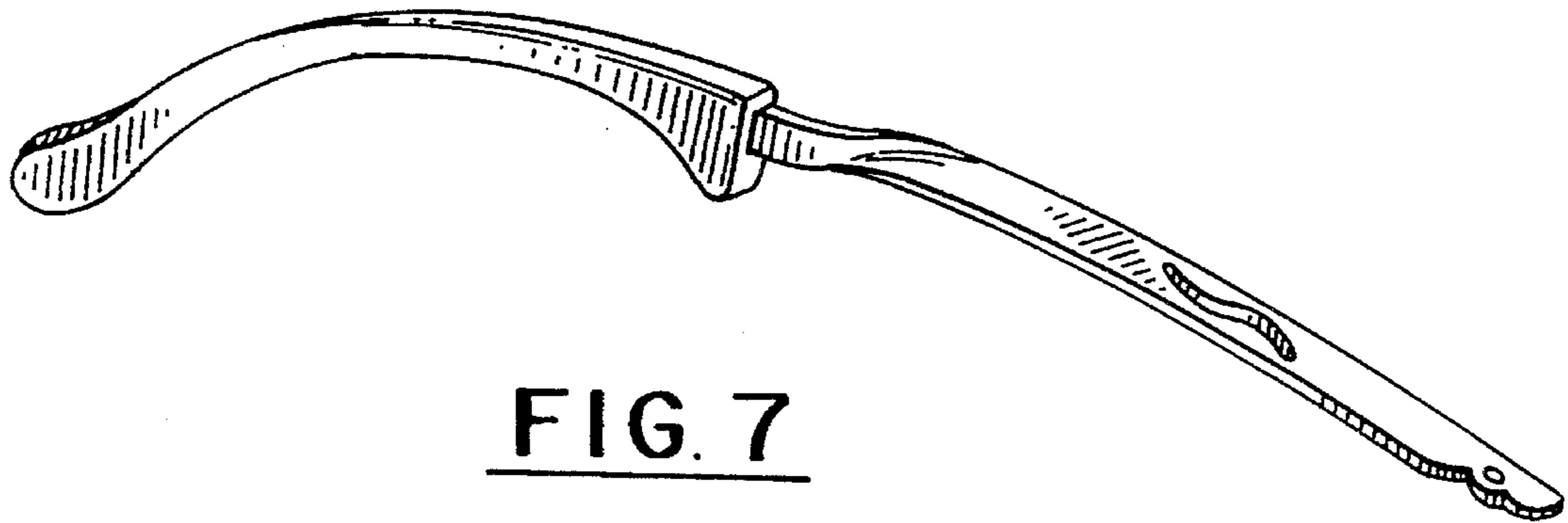


FIG. 7

FIG. 8

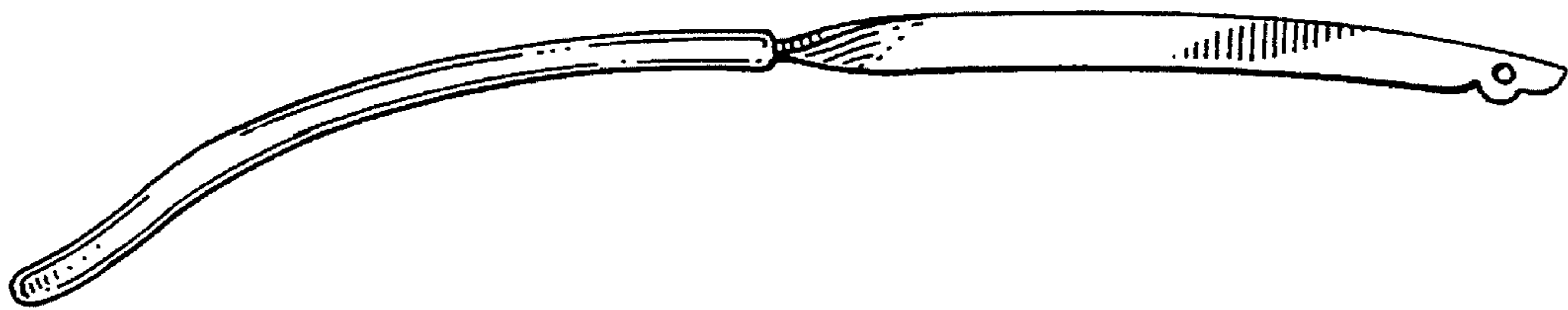


FIG. 9






FIG. 10