



US00D369358S

United States Patent [19]

Estevez-Alcolado et al.

[11] Patent Number: **Des. 369,358**

[45] Date of Patent: ****Apr. 30, 1996**

[54] **PORTABLE TELEPHONE HANDSET**

[75] Inventors: **Sonia M. Estevez-Alcolado**, Holmdel;
Dhirendra M. Patel, Jersey City;
Robert T. Saizan, Holmdel, all of N.J.

[73] Assignee: **AT&T Corp.**, Murray Hill, N.J.

[**] Term: **14 Years**

[21] Appl. No.: **34,688**

[22] Filed: **Feb. 10, 1995**

[52] U.S. Cl. **D14/248**; D14/138

[58] Field of Search D14/138, 140,
D14/142, 248, 147, 148, 149-151, 240;
379/58-61, 433, 419, 420, 428, 440, 454,
455

[56] **References Cited**

U.S. PATENT DOCUMENTS

D. 305,232	12/1989	Sutoh	D14/138
D. 319,438	8/1991	Suckley	D14/138
D. 325,909	5/1992	Shambley et al.	D14/138
D. 335,877	5/1993	Watanabe et al.	D14/138

D. 336,471	6/1993	Kawakami et al.	D14/138
D. 348,667	7/1994	Oksman et al.	D14/148
D. 349,898	8/1994	Tattari et al.	D14/148
D. 359,283	6/1995	Rudkiewicz	D14/149

Primary Examiner—Jeffrey Asch
Attorney, Agent, or Firm—Samuel R. Williamson

[57] **CLAIM**

The ornamental design of a portable telephone handset, as shown and described.

DESCRIPTION

FIG. 1 is a top, front and right side perspective view of a portable telephone handset showing our new design; FIG. 2 is a front elevation thereof; FIG. 3 is a rear elevation thereof; FIG. 4 is a top plan view thereof; FIG. 5 is a bottom plan view thereof; FIG. 6 is a left side elevation thereof; and, FIG. 7 is a right side elevation thereof. The broken line showings throughout the figures are for illustrative purposes only and form no part of the claimed design.

1 Claim, 3 Drawing Sheets

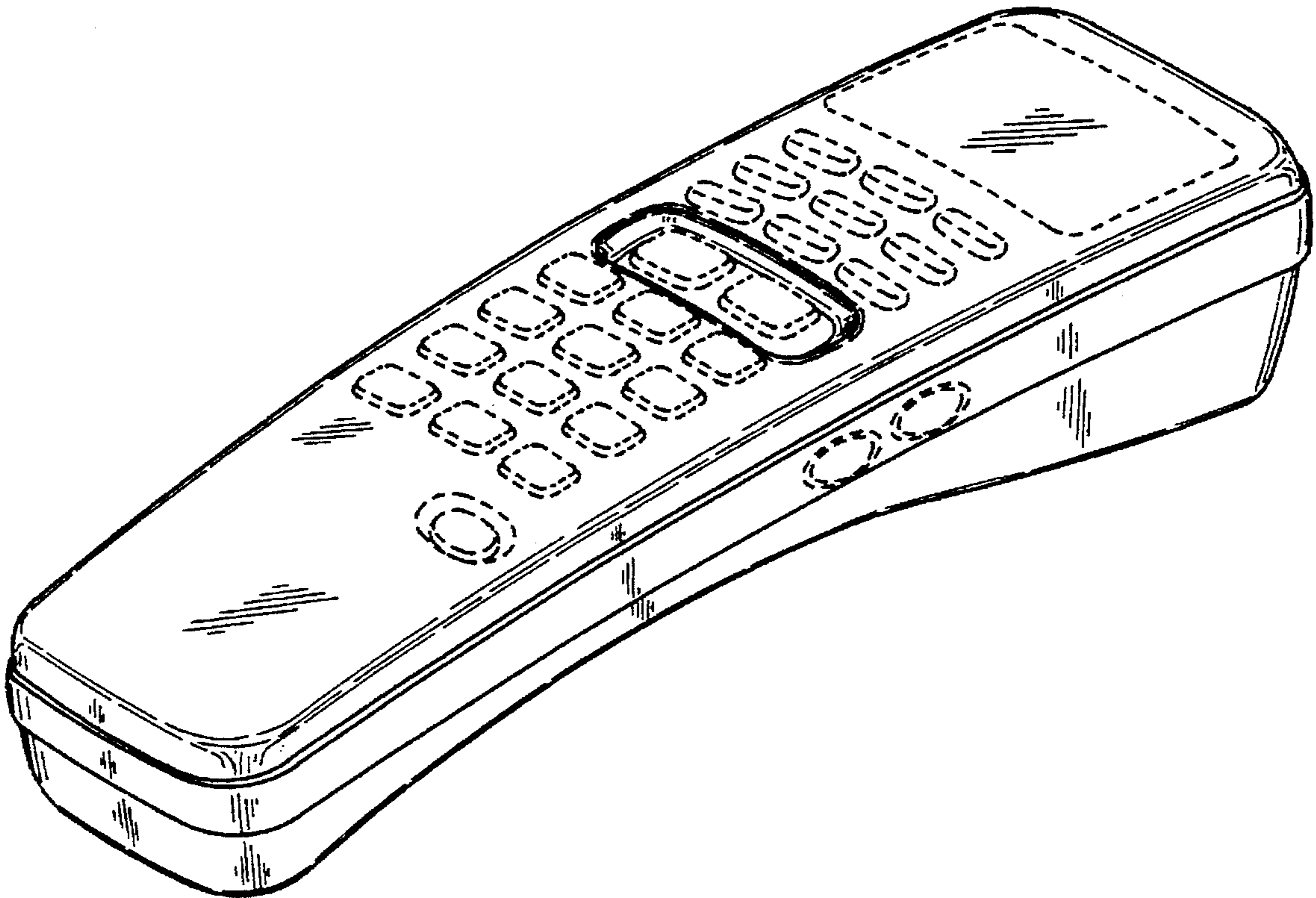


FIG. 1

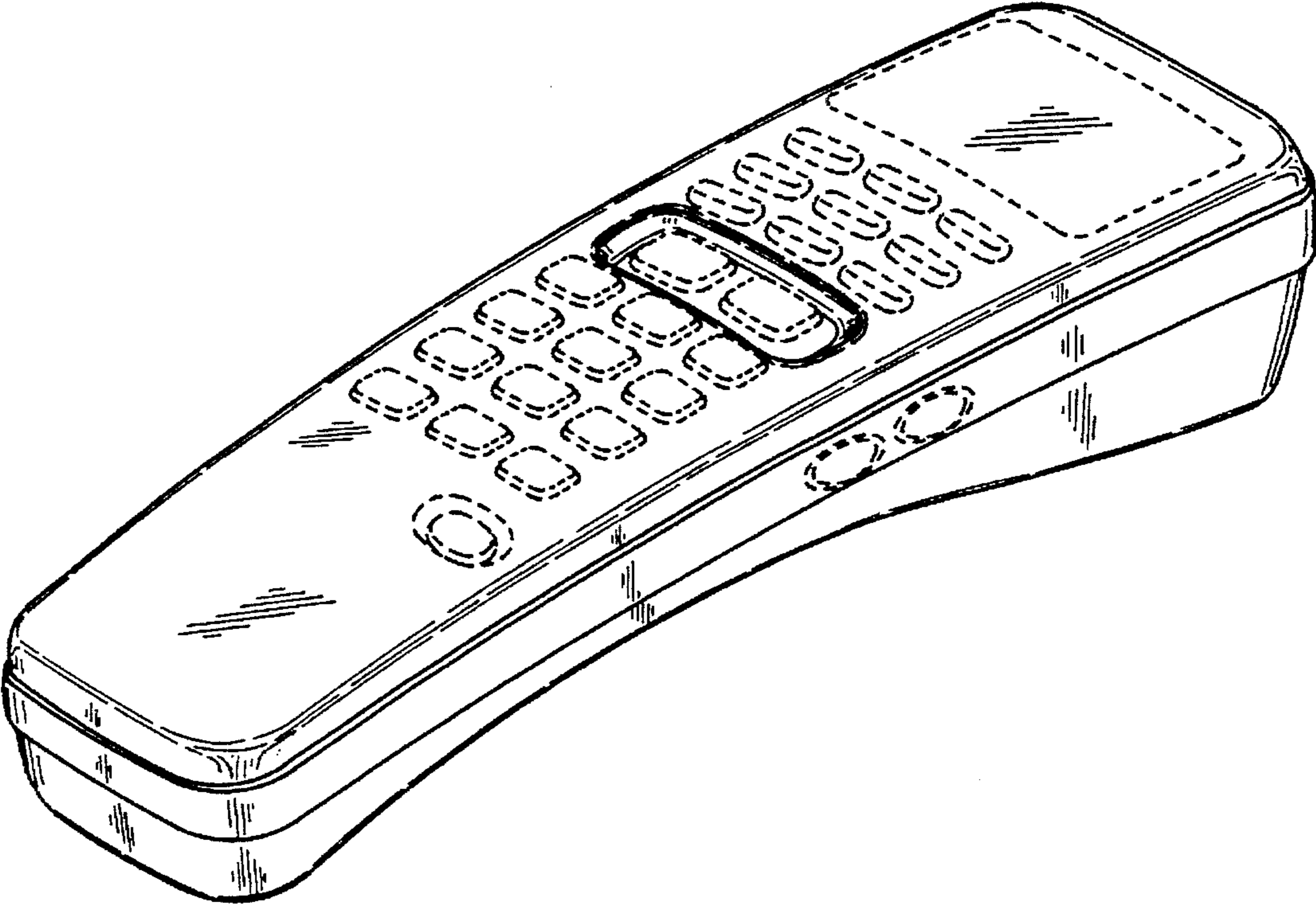


FIG. 2




FIG. 3

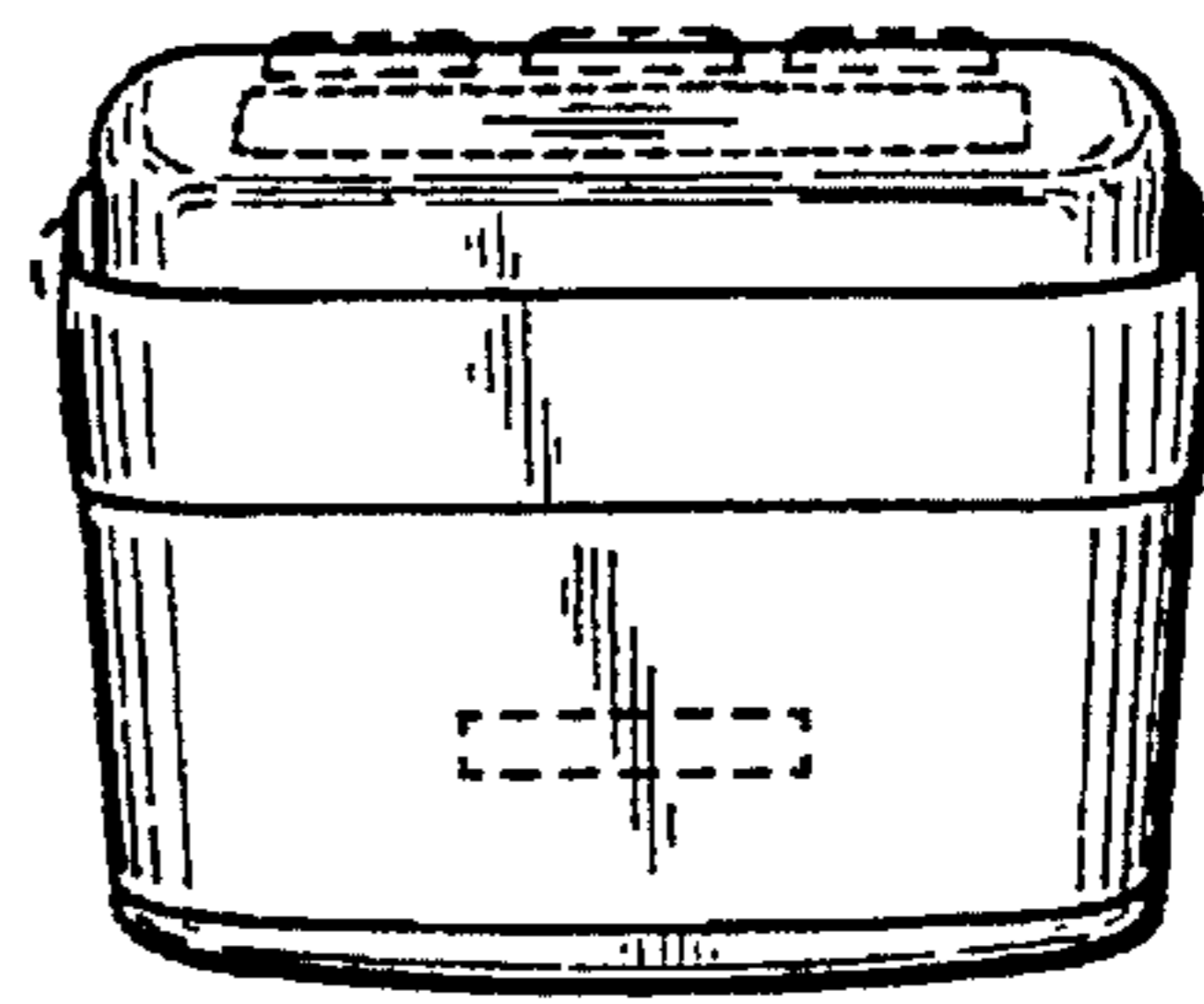


FIG. 4

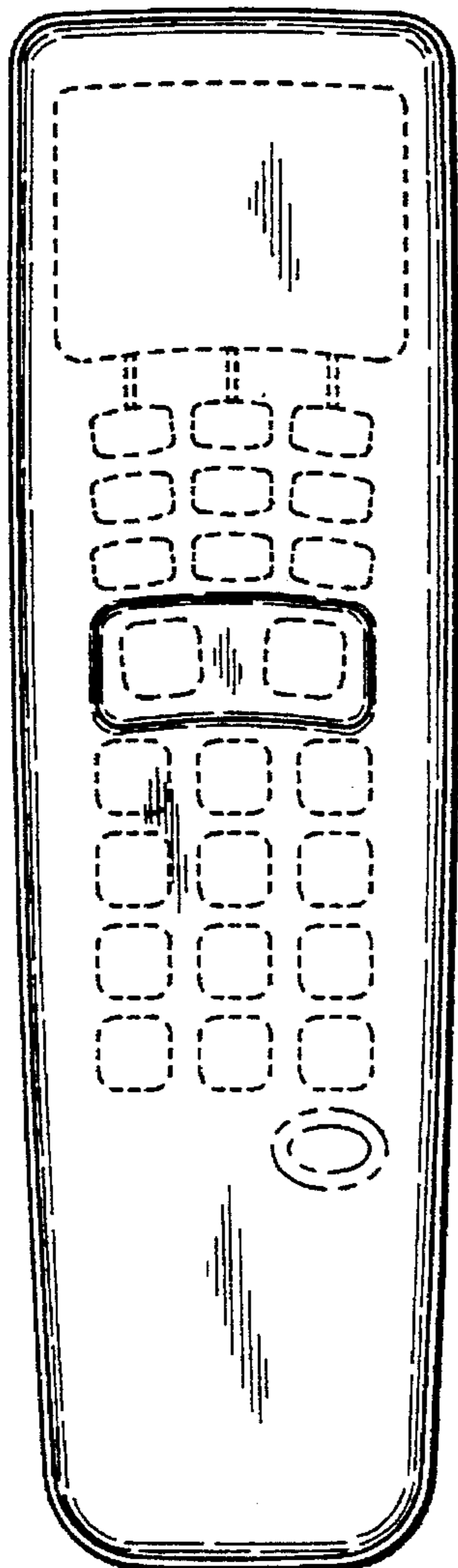


FIG. 5




FIG. 6



FIG. 7

