



US00D369357S

United States Patent [19]

Ford et al.

[11] Patent Number: **Des. 369,357**

[45] Date of Patent: ****Apr. 30, 1996**

[54] **CORDLESS SHOWER TELEPHONE
HANDSET**

[75] Inventors: **Joseph E. Ford**, Cary; **Donald N. Jursich**, Chicago, both of Ill.;
Raymond Chan, Vancouver, Canada

[73] Assignee: **Jing Mei Industrial Holdings, Ltd.**,
Cook Islands

[**] Term: **14 Years**

[21] Appl. No.: **40,337**

[22] Filed: **Jun. 15, 1995**

[52] U.S. Cl. **D14/248**

[58] Field of Search D14/137, 138,
D14/147-151, 240, 248, 140, 142; 379/58-61,
419, 420, 428, 440, 433, 454, 455; 455/89,
90

[56] **References Cited**

U.S. PATENT DOCUMENTS

D. 236,627	9/1975	Henshaw	D14/248
D. 262,207	12/1981	Kaczkos	D14/248
D. 279,004	5/1985	Ryan	D14/248
D. 280,816	10/1985	Aldrich et al.	D14/248
D. 305,118	12/1989	Pfeifer et al.	D14/138
D. 313,800	1/1991	Appleby	D14/148 X
D. 317,452	6/1991	Garab	D14/250
D. 321,885	11/1991	Sheldrake	D14/253

D. 347,221	5/1994	Siddoway	D14/138
D. 348,458	7/1994	Brown et al.	D14/138
D. 353,375	12/1994	Marquez	D14/148 X
2,453,192	11/1948	Bryant	179/179
2,538,419	1/1951	Huston et al.	179/156
3,962,555	6/1976	Efaw	179/185
4,071,040	1/1978	Moriarty	137/199
4,920,564	4/1990	Allkins	379/437
5,025,921	6/1991	Gasparaitis et al.	206/320
5,220,598	6/1993	Bock	379/110
5,329,650	7/1994	Zaccai et al.	4/605

Primary Examiner—Jeffrey Asch
Attorney, Agent, or Firm—Thomas W. Tolpin

[57] **CLAIM**

The ornamental design for a cordless shower telephone handset, as shown.

DESCRIPTION

FIG. 1 is a front perspective view of a cordless shower telephone handset showing our new design;
FIG. 2 is a back perspective view thereof;
FIG. 3 is a back view thereof;
FIG. 4 is a top view thereof;
FIG. 5 is a left side view thereof;
FIG. 6 is a front view thereof;
FIG. 7 is a right side view thereof; and,
FIG. 8 is a bottom view thereof.

1 Claim, 2 Drawing Sheets

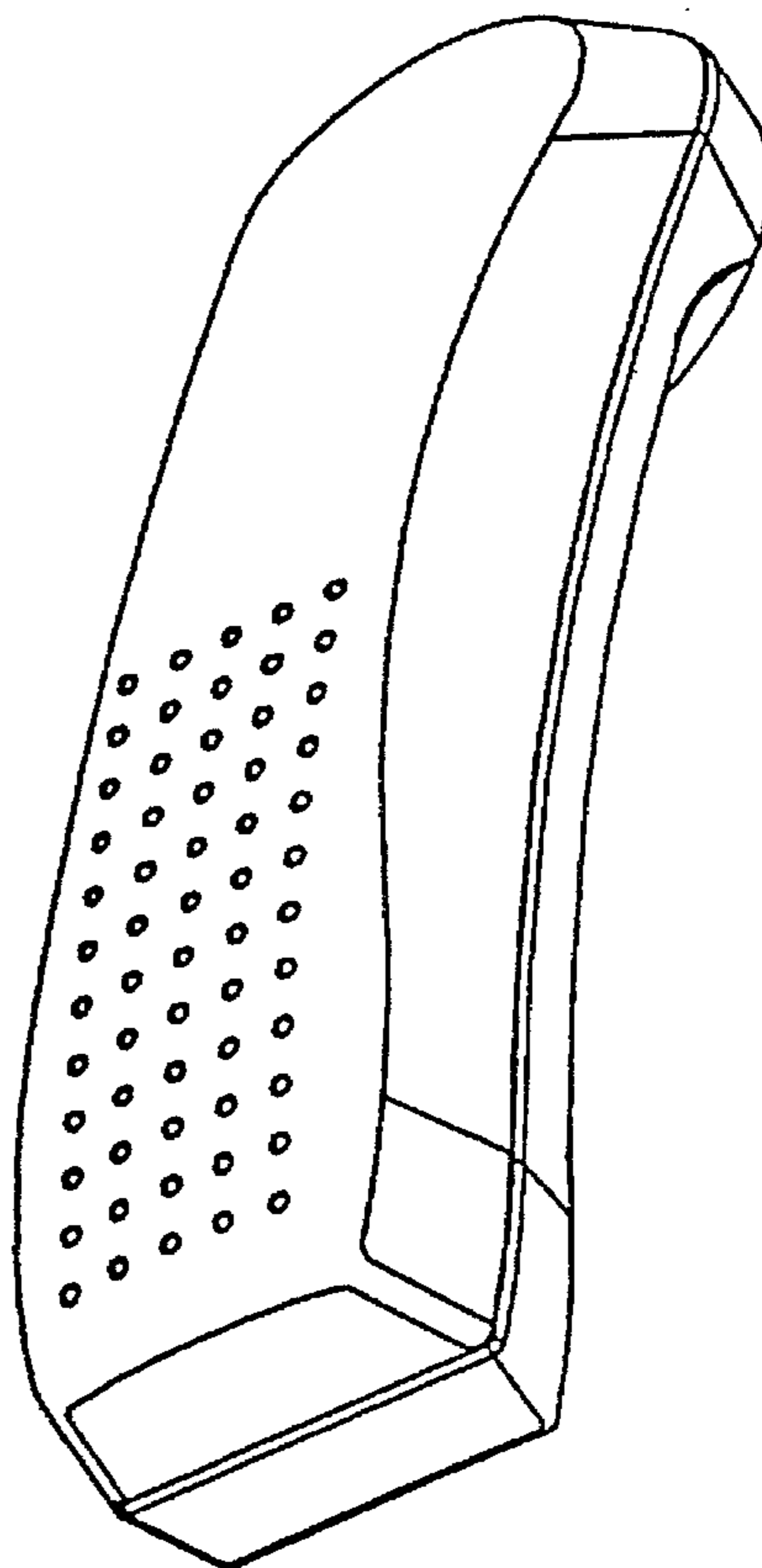
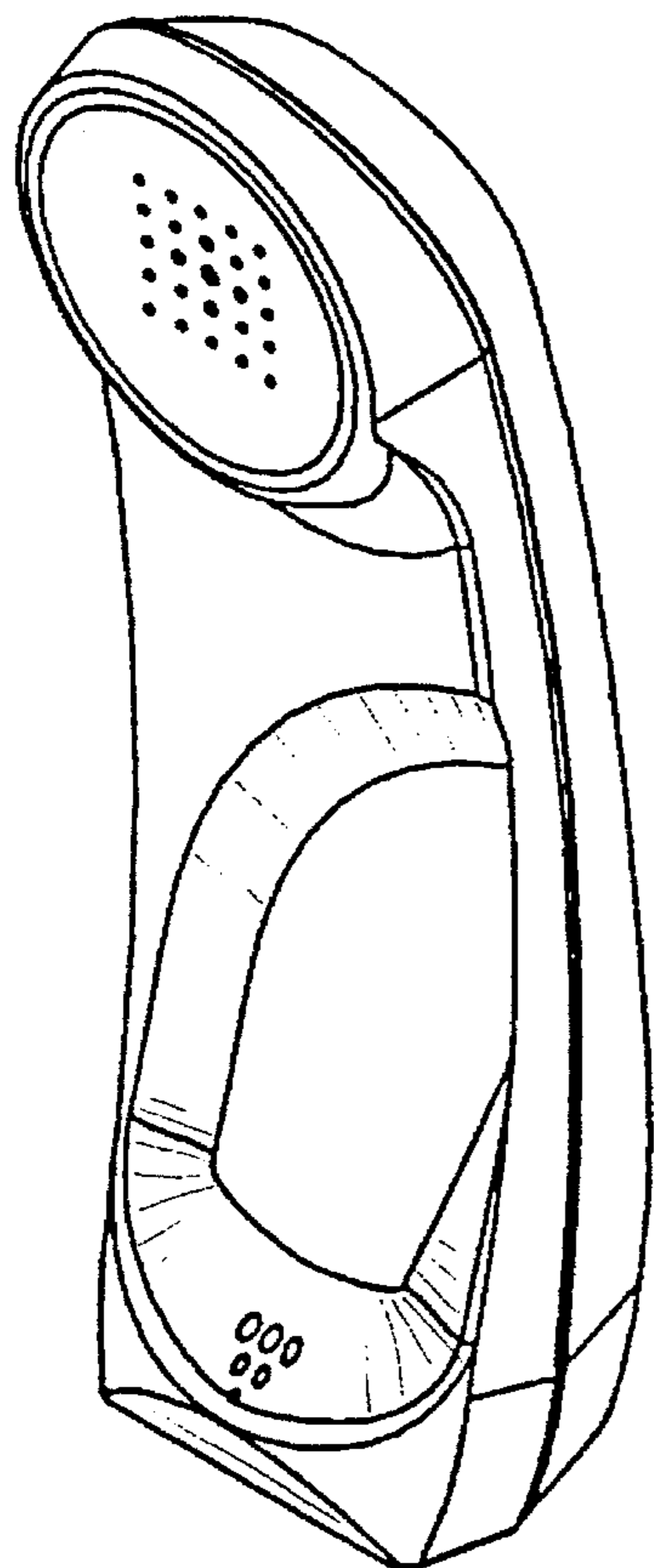


Fig. 1

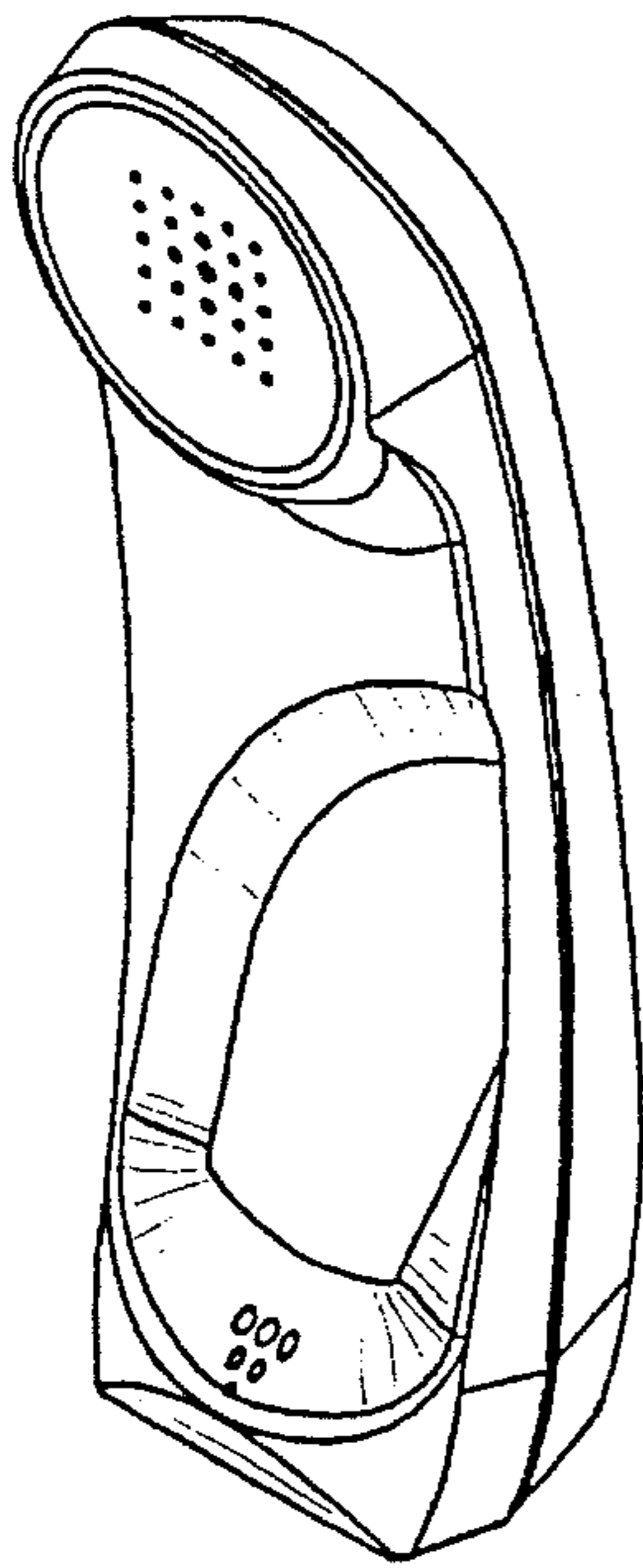


Fig. 2

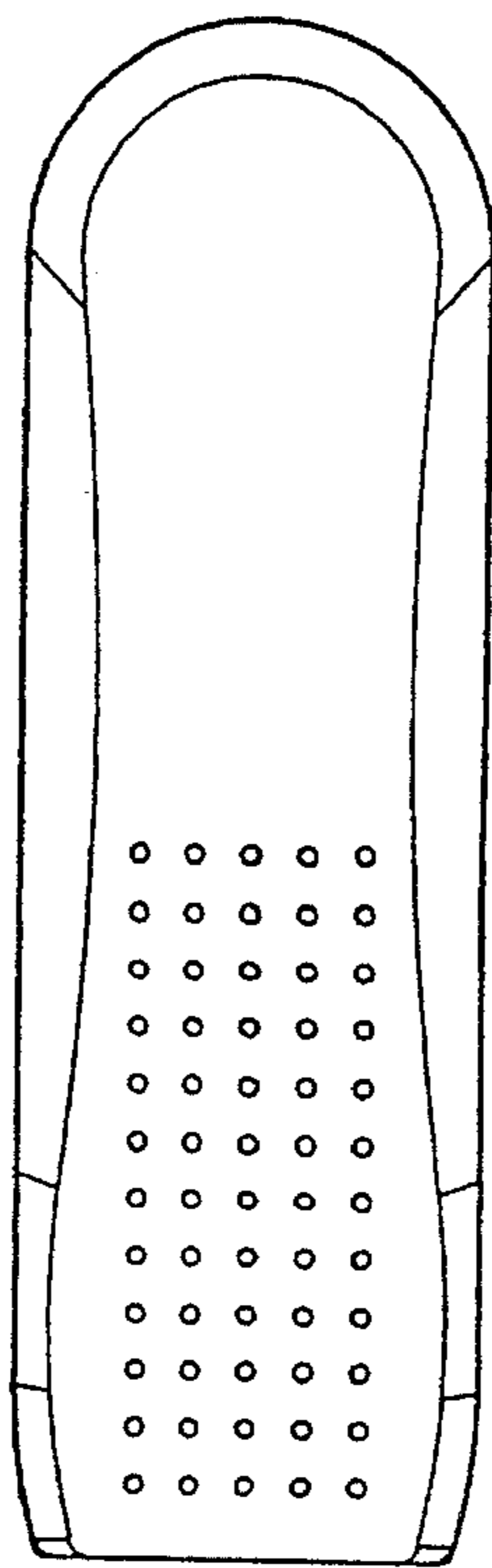
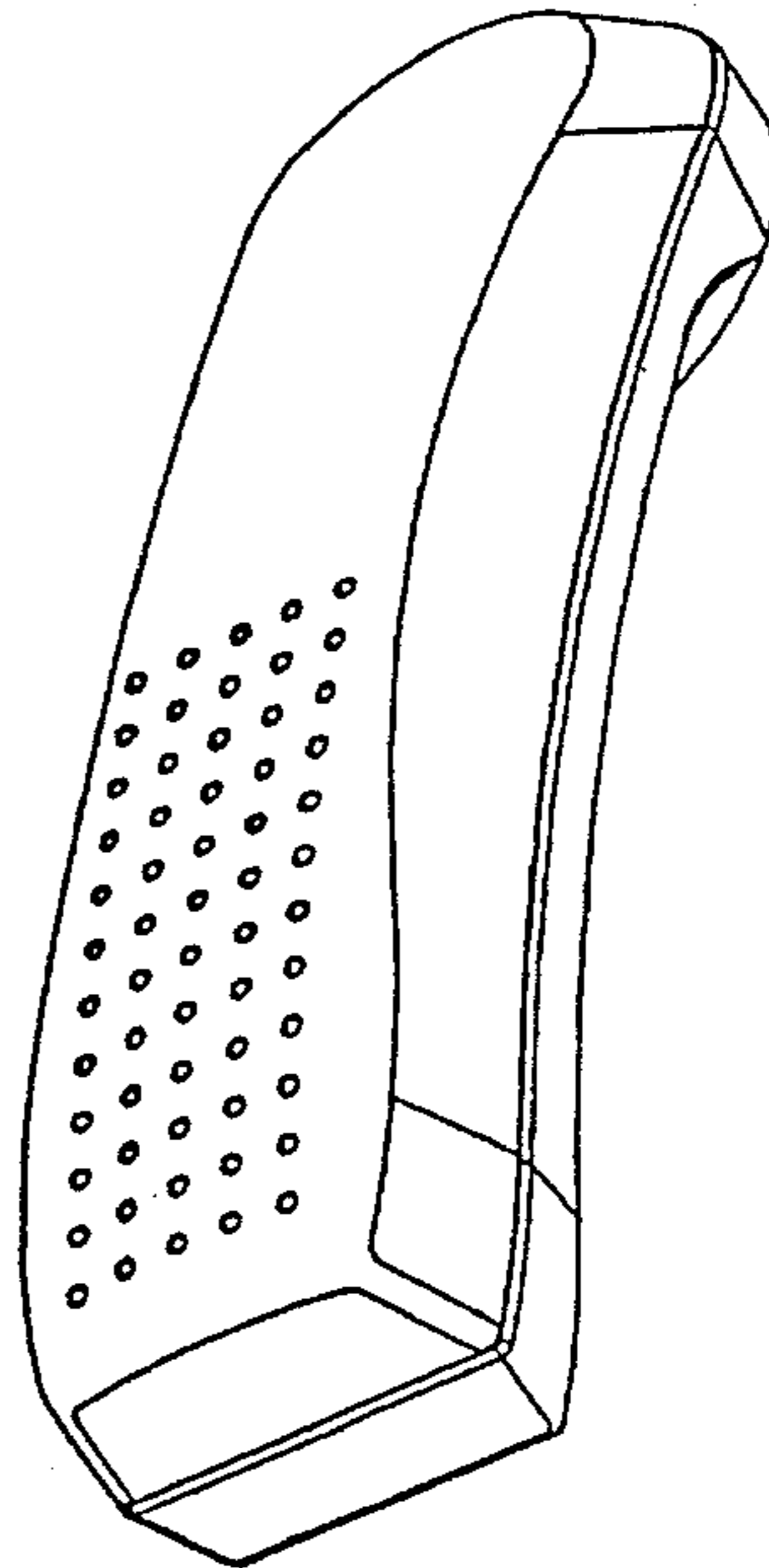


Fig. 3

Fig. 4

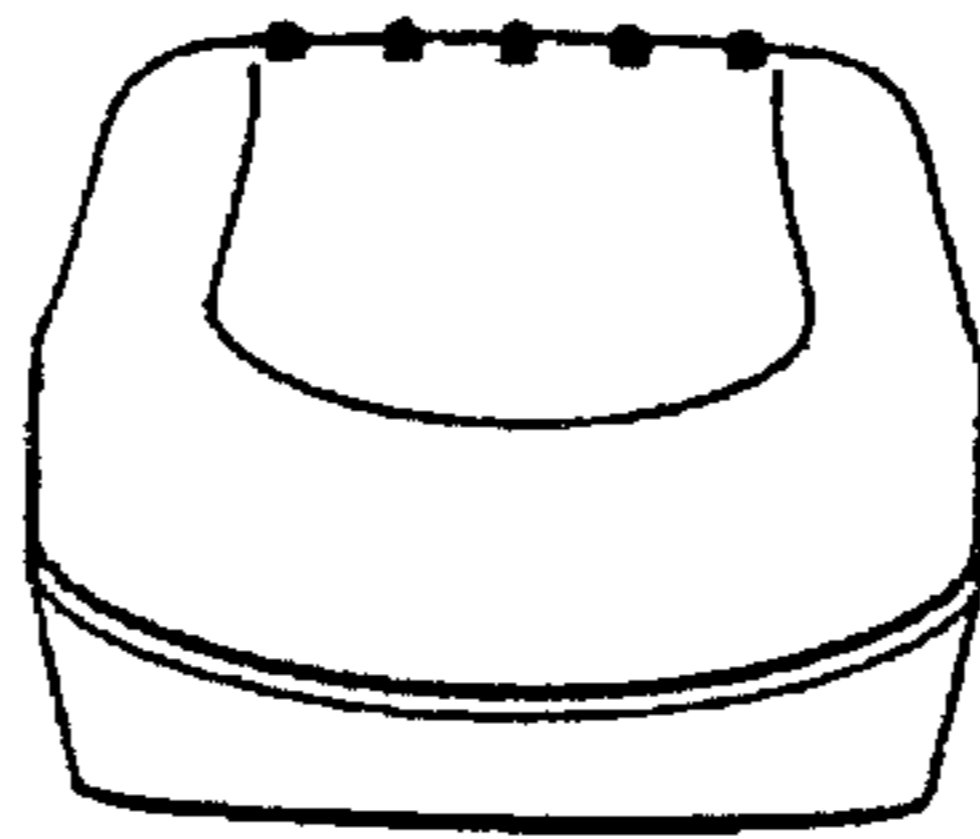


Fig. 5

Fig. 6




Fig. 7

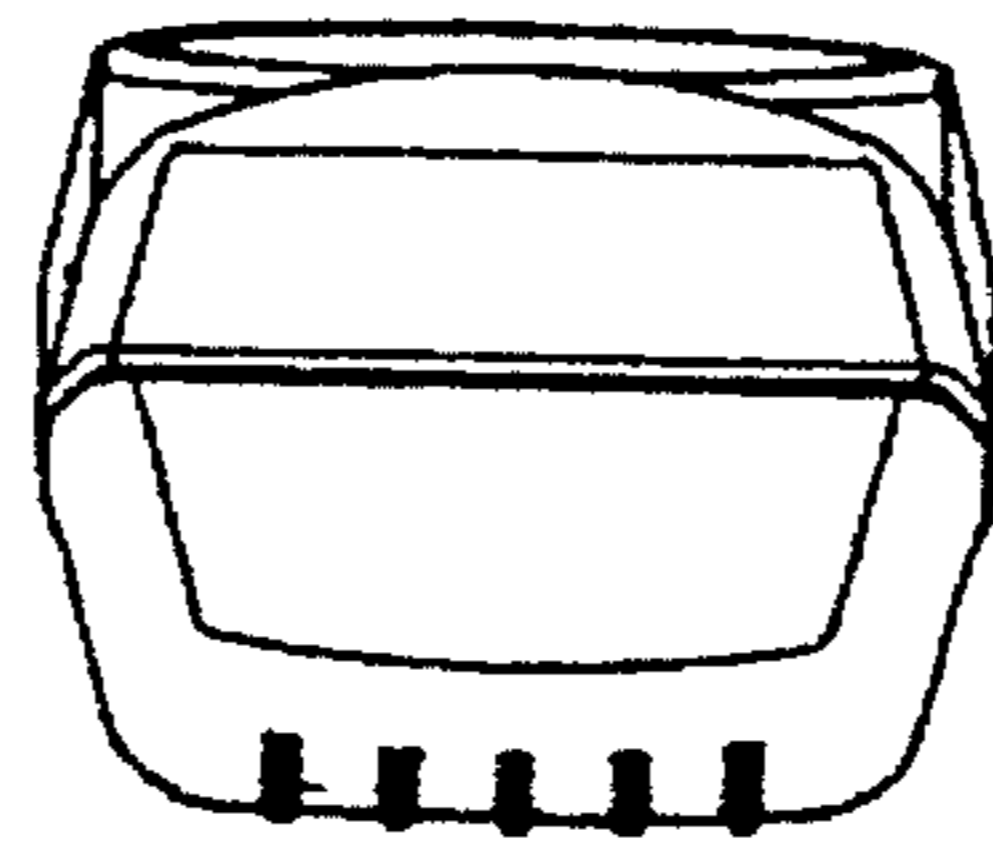


Fig. 8