



US00D369339S

United States Patent [19]

[11] Patent Number: **Des. 369,339**

Alfonso et al.

[45] Date of Patent: ****Apr. 30, 1996**

[54] **BICYCLE BAG**

[76] Inventors: **David L. Alfonso**, 1720 Ardmore Ave. #108; **Sandra Bakke**, 415 Herondo #233, both of Hermosa Beach, Calif. 90254

[**] Term: **14 Years**

[21] Appl. No.: **32,030**

[22] Filed: **Dec. 12, 1994**

[52] U.S. Cl. **D12/402**

[58] Field of Search D12/402, 410, D12/408, 413; D3/254, 281, 282, 289; 150/167; 224/493, 318, 328; 296/78.1, 136; 206/335

[56] **References Cited**

U.S. PATENT DOCUMENTS

D. 244,130	4/1977	Blackwell	D12/402
D. 245,908	9/1977	Kishi	D14/11
D. 268,546	4/1983	Edery	D12/402
D. 294,241	2/1988	Dopkowski	D12/402
D. 335,477	5/1993	Dyke	D12/117
D. 341,552	11/1993	Schardt	D12/114

D. 361,977	9/1995	Kahler	D12/402
3,968,913	7/1976	Weed et al.	224/493
4,378,883	4/1983	Profeta	D12/408
4,944,340	7/1990	Tortorich	D12/402
4,976,389	12/1990	McLellan et al.	224/328
5,282,502	2/1994	Ballard	150/167

Primary Examiner—A. Hugo Word
Assistant Examiner—M. Brown
Attorney, Agent, or Firm—Kevin A. Sembrat

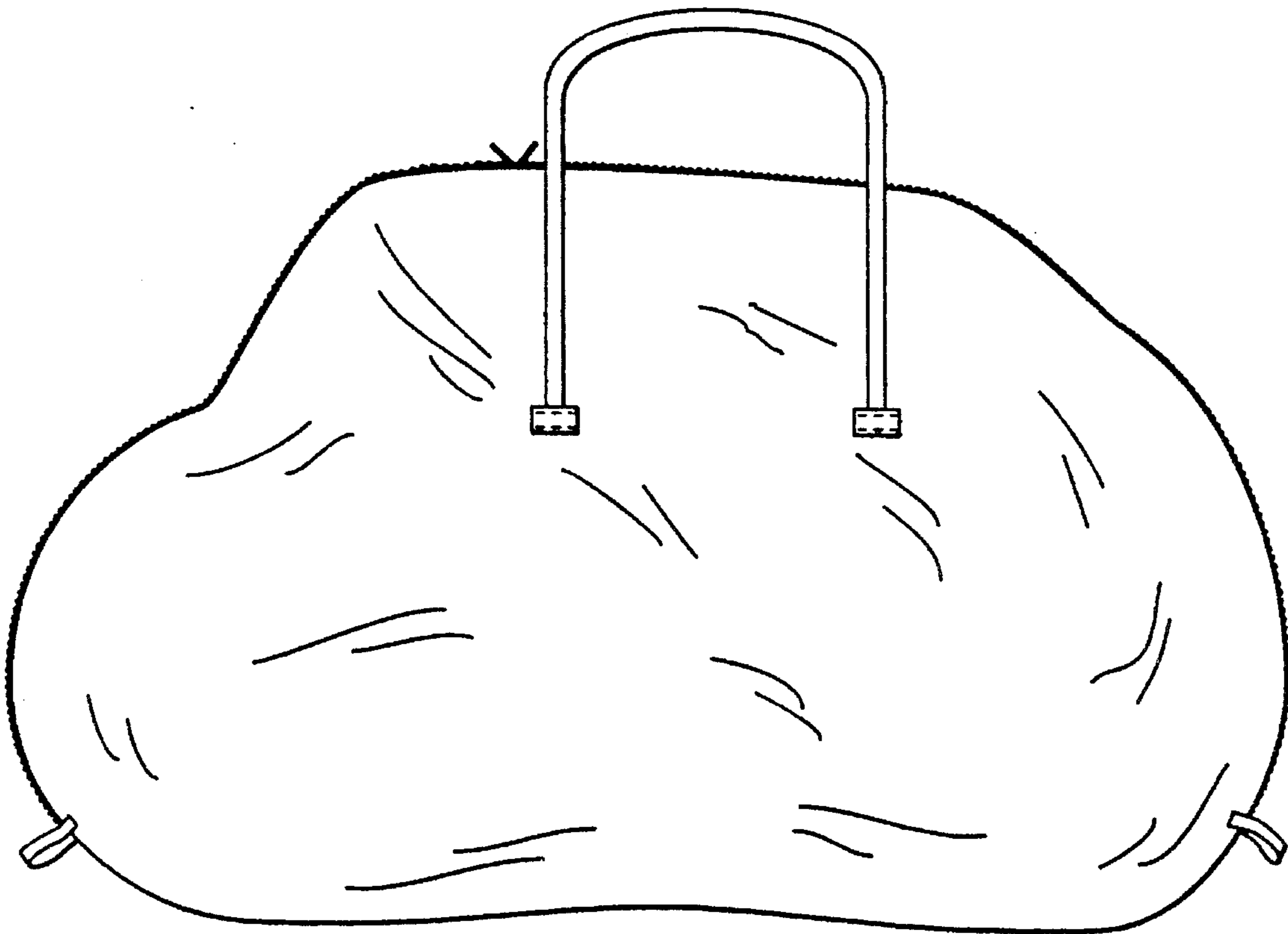
[57] **CLAIM**

The ornamental design for a bicycle bag, as shown and described.

DESCRIPTION

FIG. 1 is a right side elevational view of a bicycle bag showing my new design;
FIG. 2 is a top plan view thereof;
FIG. 3 is a bottom plan thereof;
FIG. 4 is a front elevational view thereof;
FIG. 5 is a rear elevational view thereof; and,
FIG. 6 is a front and right side perspective thereof, with the top and sides being supported by a bicycle contained therein.

1 Claim, 2 Drawing Sheets



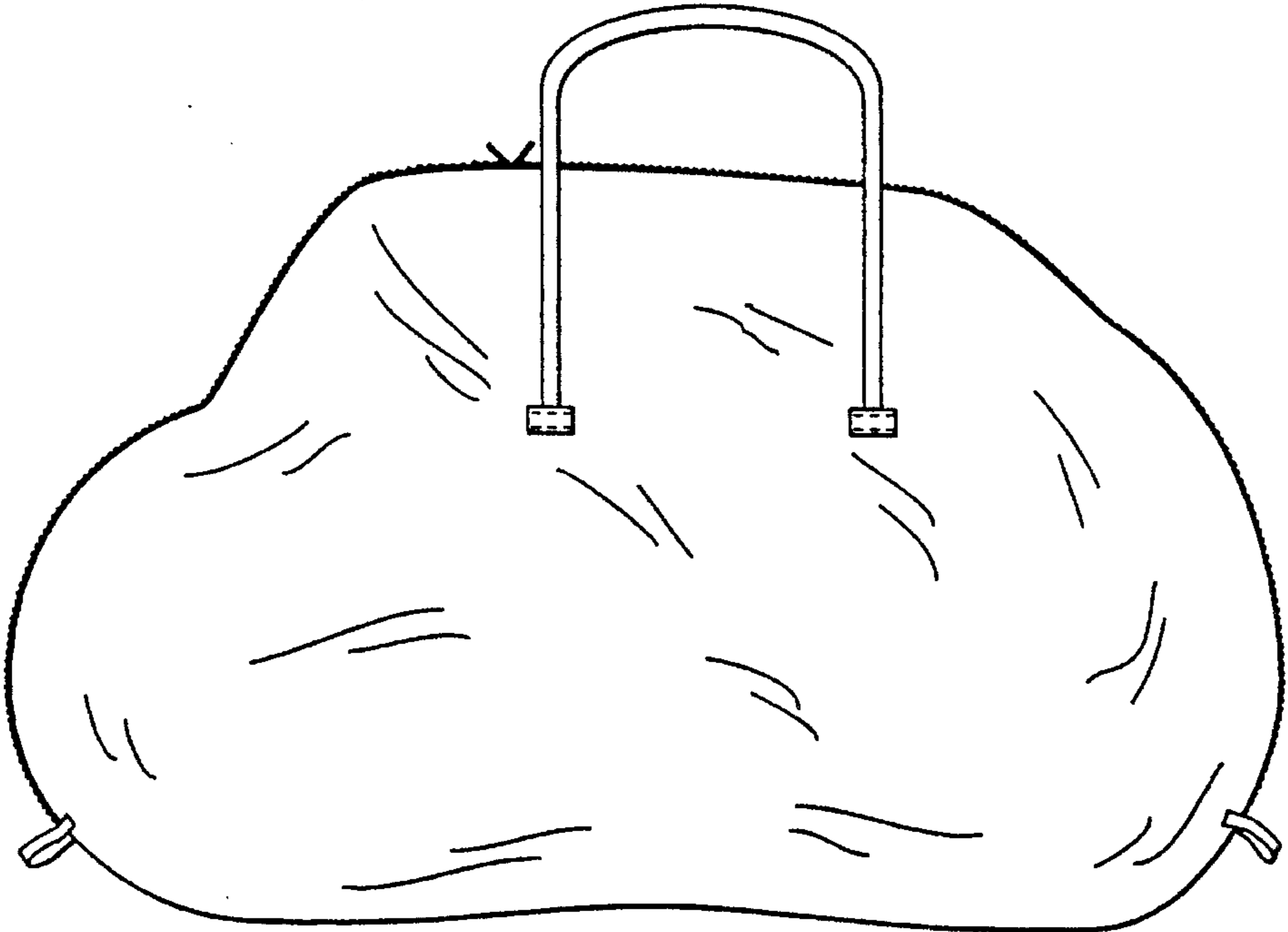


Fig. 1

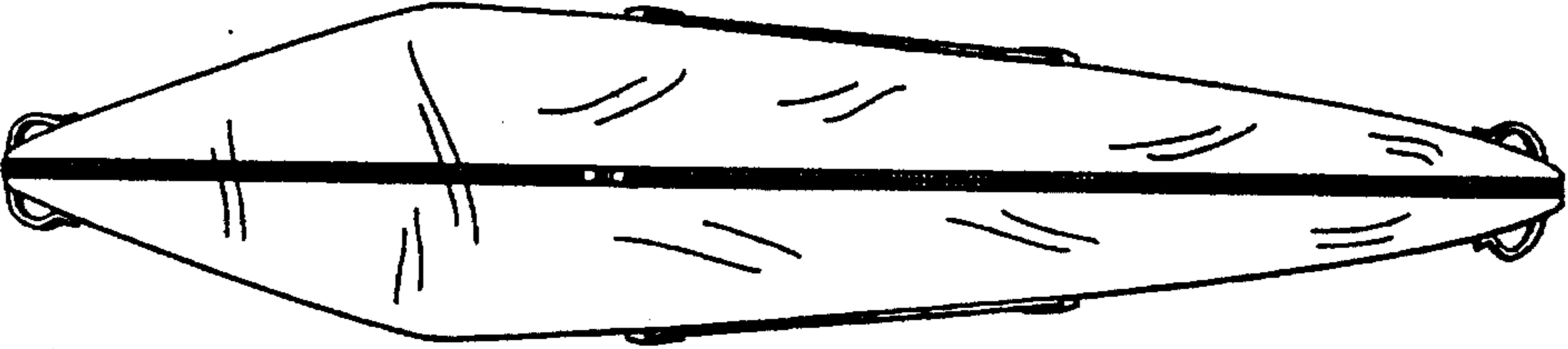


Fig. 2

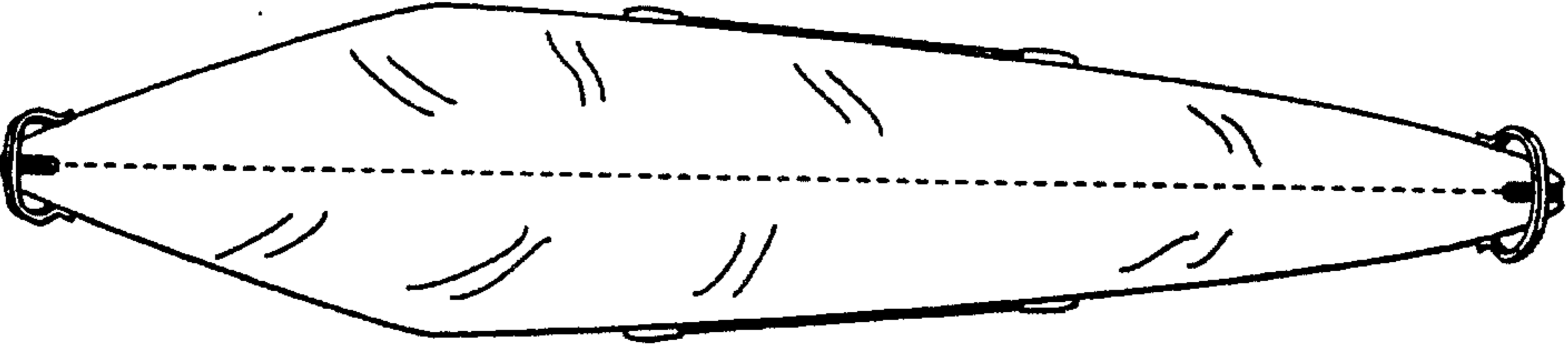


Fig. 3

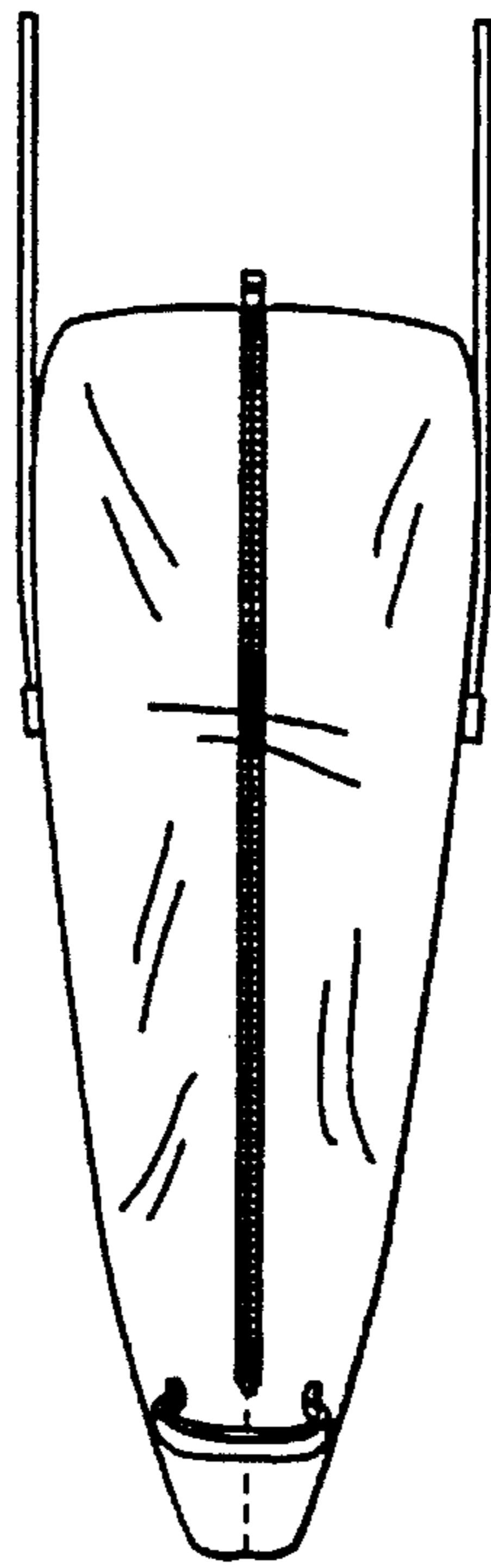


Fig. 4

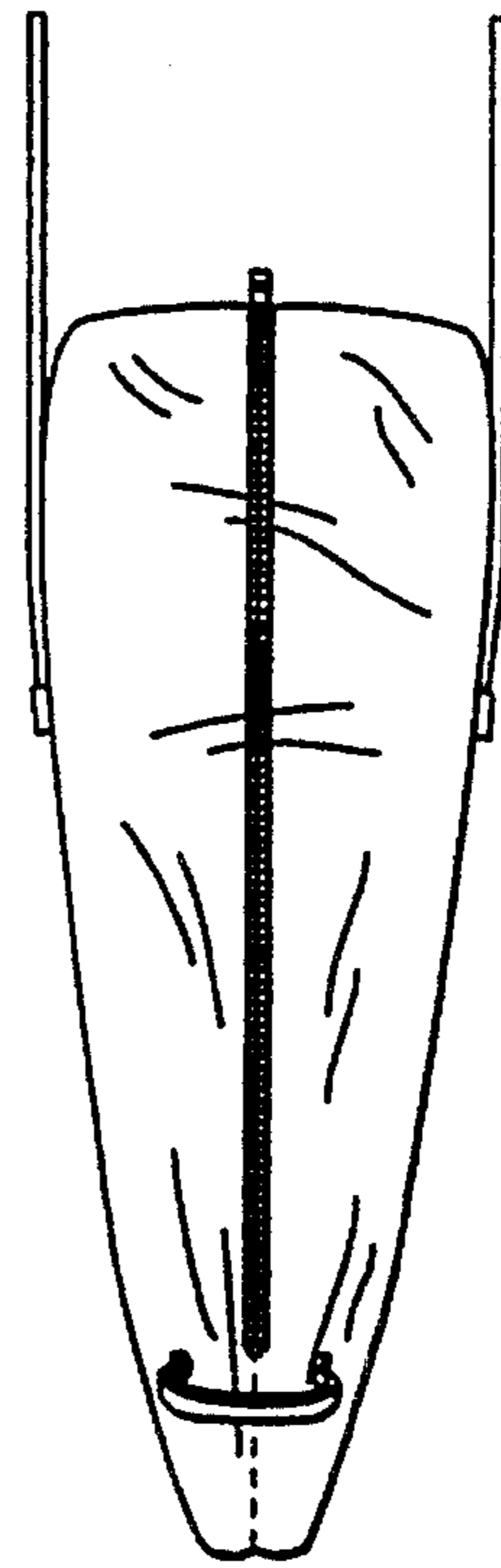


Fig. 5



Fig. 6